


# 1990 ANNUAL REPORT



## to the SUPREME COURT OF ILLINOIS

ADMINISTRATIVE OFFICE  
OF THE  
ILLINOIS COURTS

# 1990 ANNUAL REPORT



## to the SUPREME COURT OF ILLINOIS

ADMINISTRATIVE OFFICE  
OF THE  
ILLINOIS COURTS





**REPORT OF THE  
ADMINISTRATIVE DIRECTOR  
HON. JOSEPH F. CUNNINGHAM**







## Administrative Office of the Illinois Courts

Joseph F. Cunningham, Director  
Supreme Court Building  
Springfield, IL 62701-1791

Telephone 217/782-7770  
Facsimile 217/785-9114

Chicago Office  
Room 2017 - 30 North Michigan Ave.  
Chicago, IL 60602-3658

Telephone 312/793-3250  
Facsimile 312/793-1335

TO: The Honorable Chief Justice and Justices of the Supreme Court

I tender herewith the annual report of the Administrative Office for calendar year 1990. This year's report presents information and statistics on new developments in all three levels of the Illinois court system.

1990 brought the retirements of Justice Daniel P. Ward, Justice Howard C. Ryan and Justice John J. Stamos and this year's report features biographical tributes to the careers of these three distinguished jurists.


In 1990, the Supreme Court handed down 125 full opinions and six supervisory orders and ruled on 1,444 petitions for leave to appeal. The Court received 2,631 new filings in 1990 on the general docket, miscellaneous docket and miscellaneous record, and admitted 2,815 new lawyers to the practice of law.

There were 7,812 new filings (a 2.6% increase) in the Appellate Court in 1990 and 7,951 dispositions (an increase of 2.9%), 2,082 cases were disposed of with opinions by the Appellate Court in 1990 (compared with 2,084 in 1989). During 1990, Appellate Court judges disposed of 3,126 cases by Rule 23 order (an increase of 13% from 1989).


The number of cases filed in the circuit courts of Illinois during 1990 was 4,084,339 (an increase of 6% from 1989). The number of cases disposed of in the circuit courts during 1990 was 4,355,003 (an increase of 3.5%).

This office continues to discharge its constitutional responsibility to assist the Court in exercising "general administrative and supervisory authority over all courts" and will continue to be responsive to the Court.

Respectfully Submitted,

  
Joseph F. Cunningham  
Director





ILLINOIS SUPREME COURT BUILDING  
Springfield, Illinois

Drawing by William H. Crook



# TABLE OF CONTENTS

TITLE PAGE .....	i
LETTER OF TRANSMITTAL FROM JOSEPH F. CUNNINGHAM, DIRECTOR.....	v
TABLE OF CONTENTS .....	vii
IN MEMORIAM .....	ix
JUDICIAL RETIREMENTS .....	x
<b>I. THE SUPREME COURT .....</b>	<b>3</b>
Jurisdiction and Organization .....	3
Administrative and Supervisory Authority .....	3
Retirements of Justices Ward, Ryan and Stamos .....	3
Bilandic, Freeman and Heiple elected to Supreme Court .....	11
1990 Supreme Court Caseload Summary .....	12
Clerk of the Supreme Court .....	12
Supreme Court Marshal .....	12
Reporter of Decisions .....	12
Supreme Court Research Department.....	13
Supreme Court Library .....	13
Judicial Appointments by Supreme Court .....	13
Assignment of Retired Judges to Judicial Service .....	14
1990 Annual Report of the Supreme Court to the General Assembly .....	17
<b>II. THE APPELLATE COURT .....</b>	<b>27</b>
Jurisdiction and Organization .....	27
Supreme Court Assignment of Judges to the Appellate Court .....	28
1990 Appellate Court Caseload Summary .....	28
Annual Meeting of the Illinois Appellate Court .....	28
Administrative Committee of the Illinois Appellate Court .....	28
Appellate Court Clerks .....	28
Appellate Court Research Departments .....	29
<b>III. THE CIRCUIT COURTS .....</b>	<b>33</b>
Jurisdiction and Organization .....	33
1990 Circuit Court Caseload Summary .....	33
1990 Conference of Chief Circuit Judges .....	33
Out-of-Circuit Assignments .....	34
Rule 295 Assignments .....	34
Judicial Elections .....	35
Clerk of the Circuit Court .....	38
<b>IV. THE JUDICIAL CONFERENCE .....</b>	<b>41</b>
1990 Annual Meeting of the Illinois Judicial Conference .....	41
1990 Associate Judge Seminar .....	41
1990 Regional Seminar Programs .....	42
<b>V. THE COURTS COMMISSION .....</b>	<b>47</b>
<b>VI. THE ADMINISTRATIVE OFFICE .....</b>	<b>51</b>
Introduction .....	51
Judge Cunningham becomes Director of Administrative Office .....	51
Administrative Services Division .....	51
Court Services Division .....	53
Executive Office .....	56
Intergovernmental Relations Unit .....	56
Judicial Branch Education Division .....	57
Judicial Management Information Services .....	58
Legal Services Division .....	59
	vii



Planning, Research & Special Projects Division .....	61
Probation Services Division .....	63
Age of Pending Cases Reports .....	65
Rule 39 — Appointment of Associate Judges .....	65
Rule 215(d) — Impartial Medical Experts .....	65
Rule 711 — Representation by Supervised Senior Law Students .....	68
Secretariat .....	68
Distribution of Supreme Court Opinions and Legislative Summaries .....	68
Publications of the Administrative Office .....	68
<b>VII. LEGISLATION AFFECTING THE COURTS .....</b>	<b>73</b>
<b>VIII. JUDICIAL OFFICERS OF THE STATE OF ILLINOIS .....</b>	<b>87</b>
The Judicial Districts of Illinois Supreme and Appellate Courts .....	89
Justices of the Supreme Court of Illinois .....	90
Judges of the Appellate Court of Illinois .....	91
The Judicial Circuits of Illinois .....	92
Circuit Court Judicial Officers of Illinois .....	93
<b>IX. 1990 CASELOADS AND STATISTICAL RECORDS OF THE ILLINOIS COURTS .....</b>	<b>101</b>
The Illinois Supreme Court 1990 Caseload and Statistical Records .....	103
The Illinois Appellate Court 1990 Caseload and Statistical Records .....	107
The Illinois Circuit Court 1990 Caseload and Statistical Records .....	115
The Circuit Court of Cook County 1990 Caseload and Statistical Records .....	187
The Illinois Circuit Court Probation 1990 Personnel Caseload and Statistical Records .....	209
<b>X. APPENDICES .....</b>	<b>241</b>
Appendix A — Constitution of 1970, Article VI — The Judiciary .....	242
Appendix B — Administrative Office of the Illinois Courts Historical Development .....	246
Appendix C — Judicial Salary Structure .....	246
Appendix D — Genealogy of Judges of the Illinois Supreme Court (1818-1990) .....	247

# IN MEMORIAM

## Appellate Judges

Hon. Jay J. Alloy (Retired)  
Hon. Joseph Burke (Retired)  
Hon. John Karns (Retired)  
Hon. Helen F. McGillicuddy (Retired)  
Hon. William B. Wombacher

May 12, 1990  
January 30, 1990  
August 22, 1990  
March 29, 1990  
April 9, 1990

## Circuit Judges

Hon. John M. Breen Jr., Cook County  
Hon. Cornelius F. Dore Jr., Cook County  
Hon. John P. Crandall (Retired), 8th Circuit  
Hon. George E. Dolezal (Retired), Cook County  
Hon. Norman Eiger (Retired), Cook County  
Hon. Seely Forbes (Retired), 17th Circuit  
Hon. Thomas J. Heneghan, Cook County  
Hon. Harry Iseberg (Retired), Cook County  
Hon. Alvin J. Kvistad (Retired), Cook County  
Hon. Duane T. Leach (Retired), 1st Circuit  
Hon. Joseph C. Munch (Retired), 6th Circuit  
Hon. David Oram (Retired), 12th Circuit  
Hon. John J. O'Toole (Retired), Cook County  
Hon. John S. Page (Retired), 16th Circuit  
Hon. William F. Patterson (Retired), Cook County  
Hon. Jack R. Pool (Retired), 8th Circuit  
Hon. Fred P. Schuman (Retired), 3rd Circuit  
Hon. Harold A. Siegan, Cook County  
Hon. Richard S. Simpson (Retired), 2nd Circuit  
Hon. Jerome C. Slad (Retired), Cook County  
Hon. Alfred T. Walsh, Cook County  
Hon. Alfonse Wells (Retired), Cook County  
Hon. Frank J. Wilson (Retired), Cook County  
Hon. E. Harold Wineland (Retired), 4th Circuit

October 21, 1990  
December 14, 1990  
March 2, 1990  
June 3, 1990  
May 2, 1990  
April 17, 1990  
November 4, 1990  
August 28, 1990  
October 18, 1990  
November 20, 1990  
October 18, 1990  
February 8, 1990  
March 24, 1990  
January 8, 1990  
March 4, 1990  
August 2, 1990  
November 20, 1990  
August 19, 1990  
February 11, 1990  
January 15, 1990  
August 8, 1990  
July 26, 1990  
February 5, 1990  
October 9, 1990

## Associate Judges

Hon. John J. Ahern, Cook County  
Hon. James J. Brennan (Retired), Cook County  
Hon. John T. Duffy (Retired), Cook County  
Hon. Ben Edelstein (Retired), Cook County  
Hon. Jacob S. Guthman (Retired), Cook County  
Hon. Harold Gwillim (Retired), 3rd Circuit  
Hon. Albert LaPlante (Retired), Cook County  
Hon. Joseph P. McGah (Retired), Cook County  
Hon. Donald D. Panarese, Cook County  
Hon. Harry Schrier (Retired), Cook County

June 13, 1990  
September 7, 1990  
September 28, 1990  
August 30, 1990  
October 23, 1990  
May 14, 1990  
April 1, 1990  
November 12, 1990  
March 10, 1990  
June 2, 1990

## Associate Judge (Judicial Article of 1964)

Hon. Joseph P. McGah (Retired), Cook County

November 12, 1990



# JUDICIAL RETIREMENTS

The following judges left the Illinois judicial system during 1990 either by retirement, resignation, conclusion of term, or appointment to the federal bench. Those elected, appointed and assigned to judicial office are included.

## Supreme Court Justices

Hon. Howard C. Ryan, Third District  
December 2, 1990

Hon. John J. Stamos, First District  
December 2, 1990

Hon. Daniel P. Ward, First District  
December 2, 1990

## Appellate Court Judges

Hon. Albert Scott, Third District  
November 30, 1990

## Circuit Court Judges

Hon. Cecil J. Burrows, Eighth Circuit  
December 2, 1990

Hon. Keith E. Campbell, Eleventh Circuit  
December 2, 1990

Hon. Claude J. Davis, Seventh Circuit  
December 2, 1990

Hon. Richard E. Eagleton, Tenth Circuit  
December 2, 1990

Hon. L. E. Ellison, Fourteenth Circuit  
December 2, 1990

Hon. Thomas R. Flood, Thirteenth Circuit  
August 31, 1990

Hon. Simon L. Friedman, Seventh Circuit  
December 2, 1990

Hon. Wilbur S. Johnson, Fourteenth Circuit  
August 31, 1990

Hon. Lehman D. Krause, Second Circuit  
December 2, 1990

Hon. Robert G. Mackey, Cook County  
December 2, 1990

Hon. Thomas J. Maloney, Cook County  
December 2, 1990

Hon. Rex F. Meilinger, Sixteenth Circuit  
August 3, 1990

Hon. Angelo D. Mistretta, Cook County  
December 2, 1990

Hon. Gerald S. Murphy, Cook County  
December 2, 1990

Hon. Harold D. Nagel, Fifteenth Circuit  
December 2, 1990

Hon. Michael A. Orenic, Twelfth Circuit  
August 31, 1990

Hon. Vernon L. Plummer II, Fourth Circuit  
December 2, 1990

Hon. Albert S. Porter, Cook County  
December 2, 1990

Hon. William L. Randolph, Ninth Circuit  
April 2, 1990

Hon. Richard E. Richman, First Circuit  
September 30, 1990

Hon. John W. Russell, Seventh Circuit  
December 2, 1990

Hon. David J. Shields, Cook County  
December 13, 1990

Hon. Pasquale A. Sorrentino, Cook County  
December 2, 1990

Hon. John E. Sype, Seventeenth Circuit  
August 31, 1990

Hon. Lucia T. Thomas, Cook County  
December 2, 1990

## Associate Judges

Hon. John E. Bowe, Cook County  
December 19, 1990

Hon. Alan W. Cargerman, Fifteenth Circuit  
July 31, 1990

Hon. Peter F. Costa, Cook County  
August 31, 1990

Hon. Donald E. Norton, Thirteenth Circuit  
December 31, 1990

Hon. Philip Schickendanz, Seventh Circuit  
May 6, 1990

Hon. Alvin Ira Singer, Nineteenth Circuit  
December 16, 1990

Hon. Albert L. Wysocki, Nineteenth Circuit  
March 31, 1990

# I THE SUPREME COURT





# THE SUPREME COURT

## JURISDICTION AND ORGANIZATION

The Illinois Supreme Court is the highest court in the Illinois judicial system. Its jurisdiction is primarily appellate, but it has original jurisdiction in several categories of cases listed in the 1970 Constitution. It hears appeals from decisions both of the Appellate Court and of the Circuit Courts, and its appellate caseload consists of discretionary appeals and appeals as of right. For a more detailed description of the Court's jurisdiction, see sections 4 and 9 of article VI of the Constitution of 1970, in Appendix A.

Three of the seven justices of the Court are elected from the First Judicial District (Cook County) and one from each of the other four judicial districts. Justices are elected for 10 year terms. Four justices constitute a quorum and the concurrence of four is necessary for a decision. (Ill. Const. 1970, art. VI, secs. 2, 3 and 10.)

The Court is in session in Springfield, and occasionally in Chicago, for five terms each year during the months of January, March, May, September and November. At each term, the Court issues opinions, holds conferences, hears oral arguments, rules on motions, considers modifications to Supreme Court rules and meets with the Administrative Director to consider administrative and budgetary matters.

## ADMINISTRATIVE AND SUPERVISORY AUTHORITY

General administrative and supervisory authority over the unified Illinois judicial system is vested by the Constitution in the Supreme Court. Acting in accordance with the Court's rules, the Chief Justice, who is selected for a three year term, exercises this authority. The Court appoints an Administrative Director and staff to assist the Chief Justice in his duties. (Ill. Const. 1970, art. VI, sec. 16.) In addition to the general grant of administrative authority contained in section 16 of article VI, the Constitution also identifies specific administrative powers which the Court shall or may exercise. These powers include:

- (1) Prescribing the number of appellate divisions in each judicial district;
- (2) Assignment of judges to appellate divisions;
- (3) Prescribing the time and place for appellate divisions to sit;
- (4) Providing for the manner of appointing associate judges;
- (5) Providing for matters assignable to associate judges;
- (6) In the absence of a law, filling judicial vacancies by appointment;
- (7) Prescribing rules of conduct for judges;

- (8) Assignment of retired judges to judicial service;
- (9) Appointment of an Administrative Director and staff;
- (10) Temporary assignment of judges;
- (11) Providing for an annual Judicial Conference and reporting thereon annually in writing to the General Assembly;
- (12) Appointment of the Supreme Court Clerk and other nonjudicial officers of the Court.

To complement these enumerated duties, the Court exercises other administrative functions pursuant to statute or through power inherent in the operation of the Court. The annual judicial budget prepared by the Administrative Director is approved by the Court. The Court employs three law clerks for each Justice as well as staff attorneys and other research department personnel. It selects a Marshal and Supreme Court Librarian. The Court also appoints the State Appellate Defender and two persons to the State Appellate Defender Commission; and three judges to the Board of Trustees of the Judges Retirement System. From time to time, the Court appoints committees, as the need arises, to study and suggest amendments in substantive and procedural law, Supreme Court rules, and other matters affecting the administration of justice.

## RETIREMENTS OF JUSTICES WARD, RYAN AND STAMOS

Illinois Supreme Court Justices Daniel P. Ward, Howard C. Ryan and John J. Stamos retired from the bench on December 3, 1990. Justices Ward and Ryan were elected to the Supreme Court in November of 1966 and 1970, respectively, and Justice Stamos was appointed in May, 1988, to fill a vacancy.

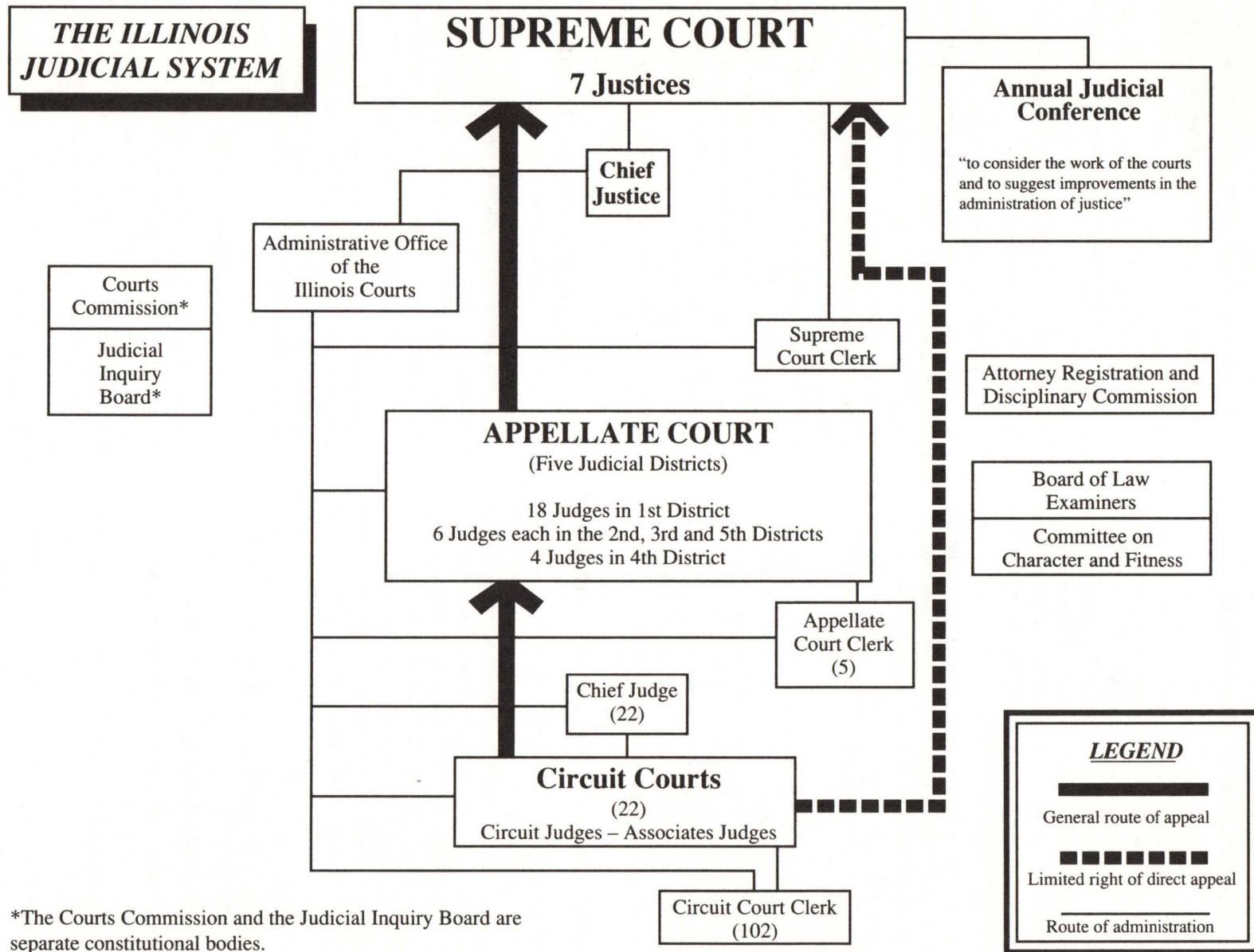
The following paragraphs list some of the prominent achievements of the retiring justices who served a total of more than 46 1/2 years on the Supreme Court bench, and, who served a total of 82 years as judicial officers.

### Daniel P. Ward

Justice Ward was born in Chicago on August 30, 1918. He graduated from Marmion Military Academy in Aurora, Illinois; attended St. Viator College in Bourbonnais, Illinois; and, graduated in 1941 from DePaul University College of Law in Chicago with a LL.B. He was admitted to the Illinois Bar in January, 1941.

Justice Ward was an assistant professor of law at Southeastern University in Washington, D.C. (1941-42), was in the legal department of an insurance company (1946), and engaged in the private practice of law (1947-48). In 1948 he





was appointed assistant United States Attorney for the Northern District of Illinois where he became the chief of the criminal division. He remained there until 1954 when he returned to the private practice of law. From 1955 until 1960, he was the Dean of DePaul University College of Law where he was a professor of law, teaching contracts and criminal law (1947-60).

In 1960 Justice Ward was elected state's attorney of Cook County and re-elected in 1964. In 1964 he was named the "Nation's Outstanding Prosecutor" by the National District Attorneys Association and was elected president of the Illinois State's Attorneys Association. In 1964 he was also appointed to the American Bar Association's Advisory Study Committee on Fair Trial-Free Press.

In November, 1966, Justice Ward was elected to the Illinois Supreme Court, from the First Judicial District, to fill the vacancy created by the death of Justice Joseph E. Daily, and took the oath of office on December 5, 1966. He was retained as a Supreme Court justice in 1974 and 1984. Justice Ward was selected by his colleagues as chief justice and served in that post for three years, January 1, 1976, to January 1, 1979. Justice Ward has received many honors, including an honorary Doctor of Humane Letters Degree from DePaul University and "Shield of Justice Award" from the university's College of Law.

On December 3, 1990, when he retired from office, Justice Ward had served 24 years as a Supreme Court justice, one of the longer periods of judicial tenure on the Court. He had been the senior justice since December, 1984.

The work of a justice goes beyond that of "judging". Justice Ward served in an administrative capacity, for example, as the Court's liaison to the executive committee of the Illinois Judicial Conference, Committee on Character and Fitness, Attorney Registration and Disciplinary Commission, State Board of Law Examiners, and Committee on Professional Responsibility. Some of Justice Ward's most important work beyond the traditional scope of "judging" was his service during troubling times as chairman of the Illinois Courts Commission (1969-73).

Justice Ward, as a judge and person, has been described in terms of reverence and respect. Chief Justice Thomas J. Moran said, when Justice Ward announced his retirement, that he is "one of the mainstays of the court" and is a "high caliber" human being and judge.

The primary obligation of a justice of the Supreme Court is, of course, to decide cases and reduce to writing the reasons for the decision. Justice Ward's philosophy about the law is eloquently stated in many of his opinions, as those highlighted below illustrate.

Justice Ward's opinions are found in 101 volumes of the Illinois Reports, 37 Ill. 2d through 137 Ill. 2d (Official Reports advance sheet volume 19 (Sept. 19, 1990)). There can be found his first opinion for the Court, *People v. Ballheimer*

(1967), 37 Ill. 2d 24, filed March 29, 1967, and his first dissenting opinion, *Maki v. Frelik* (1968), 40 Ill. 2d 193, 198, filed July 11, 1968. In those volumes there is also found the kind and number of Justice Ward's opinions:

Opinions for the Court (Majority) .....	710
Dissenting Opinions .....	68
Concurring & Specially Concurring Opinions.....	7
Concurring in Part & Dissenting in Part Opinions .....	6
TOTAL	791

Some of Justice Ward's opinions dealing with crucial constitutional, public policy and Illinois practice and procedure issues include:

*People v. Georgev* (1967), 38 Ill. 2d 165. Analysis of the law of automobile searches.

*People v. Love* (1968), 39 Ill. 2d 436. Under supreme court rules, State has a right to appeal order discharging defendant for violation of speedy trial statute. Speedy trial statute construed.

*Tometz v. Board of Education* (1968), 39 Ill. 2d 593. Armstrong Act providing for revision of school boundaries to prevent and eliminate segregation is constitutional.

*People v. Stoval* (1968), 40 Ill. 2d 109. Effective assistance of counsel in context of attorney conflict analyzed.

*Maki v. Frelik* (1968), 40 Ill. 2d 193, 198 (dissent). Court should modify common law rule by adopting the doctrine of comparative negligence. (Comparative negligence doctrine was adopted in *Alvis v. Ribar* (1981), 85 Ill. 2d 1.)

*Hoffmann v. Hoffmann* (1968), 40 Ill. 2d 344. A decision cited with some regularity, holding that the trial judge can inquire into a change of venue motion if the reason for the motion appears to be to delay or avoid trial.

*Continental Illinois National Bank & Trust Co. v. Illinois State Toll Highway Commission* (1969), 42 Ill. 2d 385. Constitutionality of the Illinois State Toll Highway Authority Act is upheld.

*Leopold v. Levin* (1970), 45 Ill. 2d 434. A right of privacy is recognized. "Privacy is one of the sensitive and necessary human values and undeniably there are circumstances under which it should enjoy the protection of the law."

*Lipsey v. Michael Reese Hospital* (1970), 46 Ill. 2d 32. "Discovery rule" extended to medical malpractice actions.

*People v. Adams* (1970), 46 Ill. 2d 200. A preliminary hearing is a "critical stage" entitling defendant to assistance of counsel.

*Ali v. Danaher* (1970), 47 Ill. 2d 231. Statute requiring that civil litigant pay filing fee to fund county law library is valid.

*People ex rel. Filkin v. Flessner* (1971), 48 Ill. 2d 54. Circuit judges and magistrates (now associate judges) are members of the same court and circuit judge could not issue a writ of *mandamus* against a magistrate.



*People v. Jashunsky* (1972), 51 Ill. 2d 220. Discourse on the law of contempt.

*S. Bloom, Inc. v. Korshak* (1972), 52 Ill. 2d 56. "Home rule" provisions of 1970 Constitution interpreted in the context of the power to tax.

*City of Danville v. Hartshorn* (1973), 53 Ill. 2d 399. Prosecution for city ordinance violation is a quasi-criminal proceeding and defendant has a right to demand a jury trial under the civil procedure statutes but application of statutes' discovery provisions is within trial judge's discretion.

*Gertz v. Campbell* (1973), 55 Ill. 2d 84. Discussion of indemnity vis-a-vis contribution and "equitable right to indemnity."

*Bohn Aluminum & Brass Co. v. Barker* (1973), 55 Ill. 2d 177. Analysis of injunctive relief and appealability of injunction orders.

*Chrisafogeorgis v. Brandenburg* (1973), 55 Ill. 2d 368. This landmark opinion holds that where a viable child or fetus is born dead as a result of injuries negligently inflicted *en ventre sa mere*, there is a cause of action under the Wrongful Death Act.

*Cunis v. Brennan* (1974), 56 Ill. 2d 372. Discussion of foreseeability and existence of legal duty.

*Murphy v. Martin Oil Co.* (1974), 56 Ill. 2d 423. Actions may be brought under both the Wrongful Death Act and Survival Act where the injuries resulted in person's death later. "It is obvious that in order to have a full liability and full recovery there must be an action allowed for damages up to the time of death, as well as thereafter."

*City of Waukegan v. Pollution Control Board* (1974), 57 Ill. 2d 170. An important opinion deciding that separation of powers is not violated when the legislature authorizes an administrative agency to impose monetary penalties.

*People v. Fields* (1974), 59 Ill. 2d 516. Alibi-defense statute denies due process and is unconstitutional.

*Tom Olesker's Exciting World of Fashion, Inc. v. Dun & Bradstreet, Inc.* (1975), 61 Ill. 2d 129. "Discovery rule" applied to a cause of action for defamation.

*Pathfinder Co. v. Industrial Commission* (1976), 62 Ill. 2d 556. Under the Workers' Compensation Act, an employee, who suffers a sudden, severe emotional shock traceable to a definite time, place and cause, which causes psychological injury or harm, has suffered a compensable injury, though no physical trauma or injury is sustained.

*American Federation of Technical Engineers, Local 144 v. La Jeunesse* (1976), 63 Ill. 2d 263. A change in the common law rule that voluntary unincorporated associations cannot sue or be sued should come from the legislature, not the courts. (The court's suggestion was implemented. See Ill. Rev. Stat., ch. 110, par. 2-209.1.)

*USA I Lehnorff Vermoegensverwaltung GmbH & Cie v. Cousins Club, Inc.* (1976), 64 Ill. 2d 11. Distress for rent statutes do not significantly involve the State and therefore do not violate due process.

*Seifert v. Standard Paving Co.* (1976), 64 Ill. 2d 109. Court of Claims Act requiring that claims against the State are to be brought thereunder is constitutional.

*People ex rel. Scott v. Chicago Park District* (1976), 66 Ill. 2d 65. Public trust doctrine violated by statute authorizing the conveyance of Lake Michigan submerged land to a private company.

*People ex rel. Compagnie Nationale Air France v. Giliberto* (1978), 74 Ill. 2d 90. Lengthy analysis of the Warsaw Convention and the doctrine of *forum non conveniens*.

*Strukoff v. Strukoff* (1979), 76 Ill. 2d 53. Separation of powers doctrine (court rulemaking power vis-a-vis legislation) is not violated where a statute regulates procedure where no court rule exists.

*People ex rel. Bier v. Scholz* (1979), 77 Ill. 2d 12. The judiciary has the responsibility of administering justice, and courts have inherent powers to protect themselves and the public they serve against default of their constitutional obligations.

*People ex rel. Carey v. Cousins* (1979), 77 Ill. 2d 531. Constitutionality of the current death penalty statute is upheld.

*Pashinian v. Haritonoff* (1980), 81 Ill. 2d 377, 382 (dissent). The standard of care owed to a social guest should be the same as that owed to a business visitor. (Implemented by the legislature by enactment of the Premises Liability Act (Ill. Rev. Stat., ch. 80, pars. 301 through 304)).

*Catalano v. Pechous* (1980), 83 Ill. 2d 146. Law of defamation analyzed.

*Pole Reality Co. v. Sorrells* (1981), 84 Ill. 2d 178. The implied warranty of habitability in leases is extended to single-family dwellings.

*Hunter Corp. v. Industrial Commission* (1981), 86 Ill. 2d 489. Recommends that Illinois establish procedures in workers' compensation cases providing that the injured employee be examined and evaluated by the State or a rehabilitation agency to determine whether rehabilitation assistance is needed.

*In re Custody of Townsend* (1981), 86 Ill. 2d 502. "That art does imitate nature may be illustrated by the remarkable circumstances of this appeal." In the context of a child custody dispute, an analysis of the doctrines of the best interests of the child and superior right of the natural parent to have custody of the child.

*In re G.B.* (1981), 88 Ill. 2d 36, 46 (dissent). Use of contempt power discussed. "The majority considers that punishment is justified because of the offense to the dignity of the



court. I consider that the dignity of the judicial process was not served by this exercise of the contempt power."

*City of Chicago v. Festival Theatre Corp.* (1982), 91 Ill. 2d 295. A common law public nuisance action may be maintained against a theater operator who presents live exhibitions that are obscene under the statute.

*Conway v. Country Casualty Insurance Co.* (1982), 92 Ill. 2d 388. Insurer cannot discharge its duty to its insured simply by making payments to the claimant to the extent of the policy limits.

*Cockrum v. Baumgartner* (1983), 95 Ill. 2d 193. Seminal decision holding that a medical malpractice action based upon "wrongful pregnancy" or "wrongful birth" is not a recognized cause of action in Illinois. "One can, of course, in mechanical logic reach a different conclusion, but only on the ground that human life and the state of parenthood are compensable losses. In a proper hierarchy of values the benefit of life should not be outweighed by the expense of supporting it. Respect for life and the rights proceeding from it are at the heart of our legal system and, broader still, our civilization."

*Rickey v. Chicago Transit Authority* (1983), 98 Ill. 2d 546. Court adopts zone-of-physical-danger rule for recovery of damages for emotional distress only.

*People v. Rolfingsmeyer* (1984), 101 Ill. 2d 137. Illinois and United States Constitutions provide the same protections against self-incrimination.

*People v. Hoskins* (1984), 101 Ill. 2d 209. Illinois and United States Constitutions provide the same protections against unreasonable searches and seizures.

*People v. Taylor* (1984), 102 Ill. 2d 201. Statute providing sentence of natural life imprisonment for convictions of multiple murders is not unconstitutional and does not infringe upon the judicial power.

*Felt v. Board of Trustees of the Judges Retirement System* (1985), 107 Ill. 2d 158. Analysis of the constitutional provisions concerning public employees pension systems and impairment of contracts.

*Quinn v. Donnewald* (1985), 107 Ill. 2d 179. Compensation Review Act creating a system for compensation to certain public officials is constitutional. "The determination by the legislature of appropriate compensation for public officials has been a continuing and vexing problem."

*Chicago National League Ball Club v. Thompson* (1985), 108 Ill. 2d 357. Statute and ordinance regulating and prohibiting certain nighttime athletic contests are constitutional.

*Siemieniec v. Lutheran General Hospital* (1987), 117 Ill. 2d 230, 263 (concurring and dissenting). "There is no station in life from which one can compare the condition of life with handicaps, with a state of nonexistence. Who can judge that no life at all is better than a life that is impaired. \*\*\* It is public policy, obviously, to encourage love and harmony in fam-

ily relationships. Public policy which in importance transcends individual disputes will hardly be served by lawsuits of this character."

*Kirk v. Michael Reese Hospital & Medical Center* (1987), 117 Ill. 2d 507. Court adopts "learned intermediary doctrine" that a manufacturer of prescription drugs has no legal duty to directly warn patients.

*People v. Esposito* (1988), 121 Ill. 2d 491. Statute providing summary suspension of driver's license for driving under the influence of alcohol does not violate due process.

*People v. Geever* (1988), 122 Ill. 2d 313. Constitutionality of the child pornography statute is upheld.

*Frazier v. A.F. Munsterman, Inc.* (1988), 123 Ill. 2d 245. Analysis of indemnity and contribution in context of strict liability and comparative negligence.

*People v. Chicago Magnet Wire Corp.* (1989), 126 Ill. 2d 356. An important decision holding that the State has the power to prosecute defendants accused of conduct which is regulated by Federal OSHA standards; OSHA standards do not preempt State prosecutions.

*In re Estate of Longeway* (1989), 133 Ill. 2d 33, 55 (dissent). There is no common law right to have a guardian of a terminally ill ward decide for the ward that the ward's artificial nutrition and hydration are to be withheld. "Cases like this are among the most melancholy in the human experience, but the agony of deciding does not give license to act without, and even more, to act in disregard of, the legislative will."

### Howard C. Ryan

Justice Ryan was born on June 17, 1916, in Tonica, Illinois. He graduated from Tonica Community High School, attended LaSalle-Peru-Oglesby Jr. College in LaSalle, Illinois, and graduated with a B.A. Degree from the University of Illinois where, in 1942, he received a LL.B. Degree from the College of Law. He was admitted to the Illinois Bar in April, 1942. He engaged in the private practice of law in 1945, briefly in Decatur and then in Peru, Illinois, until 1957. While in private practice, he also served as assistant state's attorney of LaSalle County (1952-54) and as a county judge.

Justice Ryan began his judicial career in 1954 when he was elected county judge of LaSalle County where he served until 1957. He was then elected a circuit judge of the Thirteenth Judicial Circuit and served there as chief judge from 1964 to 1968. In 1968 he was elected a judge of the Appellate Court of Illinois for the Third Judicial District. In November, 1970, he was elected to the Illinois Supreme Court from the Third Judicial District to fill the vacancy created by the resignation of Justice Ray I. Klingbiel, and took the oath of office in December, 1970. He was retained as a Supreme Court justice in 1976 and 1986. Justice Ryan was selected by his colleagues as chief justice and served three years in that post



from January 1, 1982, to January 1, 1985; he was named by his fellow State chief justices, in 1982, as vice-chairman of the Conference of Chief Justices.

On December 3, 1990, when he retired from office, Justice Ryan had served continuously for 36 years as a judge, including 20 years as a Supreme Court justice — one of the longest periods of judicial tenure in recent times. His extensive and practical experience as a trial lawyer, trial judge, chief circuit judge and reviewing court justice has contributed significantly to the administration of justice in Illinois. In addition to his written opinions, Justice Ryan served in many other judicially related activities. He served as the Supreme Court's liaison to the Conference of Chief Judges, planning committee (chairman) for the New Judge Seminar, Committee on Delay in Criminal Appeals, Illinois Lawyers Trust Fund (IOLTA), Ad Hoc Committee on Discovery, and various committees concerned with alternative dispute resolution. He also contributed importantly to the difficult work of the Illinois Courts Commission when he served there as chairman (1979-83).

During his term as chief justice, Justice Ryan exhibited vigorous leadership on behalf of the Supreme Court. Not only did he effectively speak out publicly in defense of the judiciary and on administration of the courts, but he also acted to bring about improvements in the courts and justice system. Some of the more significant examples of Justice Ryan's contributions are: he initiated and provided leadership for the studies that resulted in a system of court-annexed mandatory arbitration in the circuit courts and he was very much involved in implementing the arbitration system in Illinois courts and in new committees looking into other means of alternative dispute resolution; he advocated and directed the creation of the Lawyers Trust Fund of Illinois which uses the interest on lawyers' trust accounts to promote the administration of justice and to fund providers of legal services to the indigent (see Supreme Court Rules 1.15(d)-(f)); he met with each chief circuit judge at least once to discuss court and judicial problems and to suggest remedies for those concerns, especially in the caseload and backlog areas (these meetings became known as the chief judge's report to the chief justice on the state of the circuit court).

Justice Ryan's approach to the law and justice was practical and has been called "conservative". His opinions reflected strongly held views and a certain independence of thinking. Of special note were Justice Ryan's opinions dealing with issues affecting the operation of the court system — he was a strong proponent for the orderly and efficient functioning of the judicial system.

Justice Ryan's opinions are found in 91 volumes of the Illinois Reports, 47 Ill. 2d through 137 Ill. 2d (Official Reports advance sheet volume 19 (Sept. 19, 1990)). There can be found his first opinion for the court, *People v. Nelson* (1971), 47 Ill. 2d 570, filed March 16, 1971, and his first dissenting opinions, filed September 30, 1971, *City of Carbondale v. Grose* (1971), 49 Ill. 2d 367, 371, and *People v. Butler*

(1971), 49 Ill. 2d 435, 438. In those volumes there is also found the kind and number of Justice Ryan's opinions:

Opinions for the Court (Majority) .....	555
Dissenting & Dissenting in Part Opinions .....	114
Concurring & Specially Concurring Opinions .....	30
Concurring in Part & Dissenting in Part Opinions .....	18
TOTAL	717

Some of Justice Ryan's opinions dealing with crucial constitutional, public policy and Illinois practice and procedure issues include:

*People v. Ardella* (1971), 49 Ill. 2d 517. DUI defendant's fourth and fifth amendment rights are not violated by admission into evidence of audio-video tape of defendant performing sobriety tests.

*People v. Taylor* (1971), 50 Ill. 2d 136. Supreme court rule, not statute, determines whether an order is appealable.

*People v. Bombacino* (1972), 51 Ill. 2d 17. Juvenile Court Act provision providing transfer of minor from Act's jurisdiction to criminal jurisdiction does not require a *Kent*-type hearing.

*People v. Prim* (1972), 53 Ill. 2d 62. A decision cited with some frequency in which, under its supervisory power, the court directed that certain instructions developed by an ABA committee be given to deadlocked juries; the instruction has become known as the "Prim instruction."

*Hamilton Corp. v. Alexander* (1972), 53 Ill. 2d 175. Constitution vests in the supreme court appellate rulemaking power.

*City of Evanston v. County of Cook* (1972), 53 Ill. 2d 312. "Home rule" provision of 1970 Constitution is interpreted.

*Mieher v. Brown* (1973), 54 Ill. 2d 539. Discussion of foreseeability in negligence actions.

*Bohn Aluminum & Brass Co. v. Barker* (1973), 55 Ill. 2d 177, 186 (dissent). The Illinois Injunction Act was amended to conform with the Federal practice, and TROs should not be appealable.

*Rosewood Corp. v. Transamerica Insurance Co.* (1974), 57 Ill. 2d 247. History of Venue Act is traced in reaching conclusion that there is no right to name more than one judge in a petition based upon a general allegation of prejudice.

*Henderson v. Foster* (1974), 59 Ill. 2d 343. Municipalities are not immune from the operation of the Wage Deduction Act, and "all prior decisions to the contrary are hereby overruled."

*People ex rel. Hemingway v. Elrod* (1975), 60 Ill. 2d 74. A significant decision holding that under the Illinois and United States Constitutions courts have inherent power to deny bail in some circumstances; the ABA standards and statutes when properly applied provide that an appropriate balance can be achieved between the accused's right to be free on bail pending trial and the public's need to be given necessary protection.



*People v. Howell* (1975), 60 Ill. 2d 117. Strong recommendation to legislature to fashion sanctions to assure and protect the right to a prompt preliminary hearing guaranteed by the Illinois Constitution. (Implemented in part by the legislature. See Ill. Rev. Stat., ch. 38, pars. 109-3.1, 114-1.)

*People v. Carnivale* (1975), 61 Ill. 2d 57. Police officers can execute search warrants anywhere in State.

*Ampersand, Inc. v. Finley* (1975), 61 Ill. 2d 537. "Home rule" power of county does not permit adoption of an ordinance providing an assessment of a county law library fee on court filings. "[There is a] unified court system throughout this State. \*\*\* Only one unified court system operating statewide is contemplated. \*\*\* The administration of justice under our constitution is a matter of statewide concern and does pertain to local government or affairs. \*\*\* The payment of the fee under the ordinance is the price of admission to the courts of the State of Illinois and not to the [county law library]."

*First Capitol Mortgage Corp. v. Talandis Construction Corp.* (1976), 63 Ill. 2d 128. One of the most frequently cited cases in appellate court opinions, holding that where a party on appeal fails to file a brief, a "court of review should [not] be compelled to serve as an advocate for the appellee [nor should it be] required to search the record for the purpose of sustaining the judgment of the trial court. It may, however, if justice requires, do so. Also, it seems that if the record is simple and the claimed errors are such that the court can easily decide them without the aid of an appellee's brief, the court of review should decide the merits of the appeal. In other cases if the appellant's brief demonstrates *prima facie* reversible error and the contentions of the brief find support in the record, the judgment of the trial court may be reversed."

*Maryland Casualty Co. v. Peppers* (1976), 64 Ill. 2d 187. Discussion of insurer's duty to defend insured and attorney conflict of interest.

*People ex rel. Scott v. Briceland* (1976), 65 Ill. 2d 485. Constitutional authority of the Attorney General as the State's legal officer explained in detail; Attorney General is the sole officer entitled to represent the State's interests in litigation conducted before the Pollution Control Board.

*Lunding v. Walker* (1976), 65 Ill. 2d 516. Examination of governor's constitutional power to remove appointed executive officers.

*Public Finance Corp. v. Davis* (1976), 66 Ill. 2d 85. Illinois does not recognize a cause of action for mental anguish and emotional distress unless the conduct causing same is outrageous or intentional.

*Aranda v. Hobart Manufacturing Corp.* (1977), 66 Ill. 2d 616. Discussion of the relationship between Supreme Court Rule 103(b) and the right to refile as provided in the Limitations Act.

*In re St. Louis* (1977), 67 Ill. 2d 43. Courts possess inherent equitable power to order expunction of a minor's arrest records.

*People v. Perruquet* (1977), 68 Ill. 2d 149. The reviewing court cannot reduce defendant's sentence absent a finding of abuse of the trial judge's discretion; the trial judge is in a better position to determine defendant's punishment than the appellate court.

*People v. Gray* (1977), 69 Ill. 2d 44, 53 (dissent). Analysis of double jeopardy in the context of a contempt finding and later criminal prosecution.

*People v. Nicholls* (1978), 71 Ill. 2d 166. Interpretation of statutes that allow imposition of state's attorney fees against convicted defendants. "In light of present-day county budgeting and accounting procedures, the provisions \*\*\* relating to State's Attorney's fees may appear to be a relic of another era which might well merit the attention of the legislature."

*Johnson v. LaGrange State Bank* (1978), 71 Ill. 2d 342. Analysis of *inter vivos* transfers of property by one spouse *vis-a-vis* marital rights of surviving spouse in transferred property.

*Kelsay v. Motorola, Inc.* (1978), 74 Ill. 2d 172. Landmark decision recognizing the tort of retaliatory discharge in Illinois.

*McCabe v. Burgess* (1979), 75 Ill. 2d 457. Analysis of class action statute.

*Petersen v. Hubschman Construction Co., Inc.* (1979), 76 Ill. 2d 31. Court adopts doctrine of implied warranty of habitability in the sale of a new home by the builder-vendor.

*People ex rel. Carey v. Cousins* (1979), 77 Ill. 2d 531, 545 (dissent). The Illinois death penalty statute should be found unconstitutional because it violates separation of powers by vesting the prosecutor with the power to determine whether to conduct a death sentence hearing.

*Anderson v. Wagner* (1979), 79 Ill. 2d 295. Medical malpractice limitations statute found constitutional; examination of so-called medical malpractice insurance crisis and "discovery rule" in malpractice actions.

*People v. Carlson* (1980), 79 Ill. 2d 564. One of the early death sentence appeals under the present Illinois death penalty statute: "These mitigating circumstances do not bespeak a man with a malignant heart who must be permanently eliminated from society."

*People v. Rogers* (1980), 81 Ill. 2d 571. Court establishes rule concerning admissibility of evidence of out-of-court identification.

*People v. Bayles* (1980), 82 Ill. 2d 128. Analysis of the law of search and seizure in the context of an automobile inventory search of a closed but unlocked suitcase.

*People v. Flatt* (1980), 82 Ill. 2d 250. Examination of appealability by State of interlocutory order suppressing evi-



dence during trial; right to appeal is governed by supreme court rules, not statutes.

*Kirkwood v. Industrial Commission* (1981), 84 Ill. 2d 14. Discussion of test to determine whether worker is an employee or independent contractor.

*Horn v. Rincker* (1981), 84 Ill. 2d 139. Supervisory order entered consolidating pending trial court actions in different counties and circuits arising out of the same event; there is one circuit court for each circuit.

*Alvis v. Ribar* (1981), 85 Ill. 2d 1, 35 (dissent). If comparative negligence should be adopted in Illinois, it should be done by the legislature, not the courts.

*PSL Realty Co. v. Granite Investment Co.* (1981), 86 Ill. 2d 291. Determination of trial court's jurisdiction following remand by reviewing court.

*In re G.B.* (1981), 88 Ill. 2d 36. The contempt power inheres in the judiciary and the legislature may not restrict its use.

*Knox College v. Celotex Corp.* (1981), 88 Ill. 2d 407. Frequently cited opinion in which the court examines the "discovery rule", Limitations Act, fact pleading requirement and motions to dismiss.

*Drury v. County of McLean* (1982), 89 Ill. 2d 417. In this important decision the court rules that circuit court clerks are nonjudicial members of the judicial branch of State government.

*Pelham v. Griesheimer* (1982), 92 Ill. 2d 13. Privity is no longer an indispensable prerequisite to establishing a duty of care between a nonclient and attorney in a legal malpractice action.

*In re Contest of the Election for the Office of Governor* (1983), 93 Ill. 2d 463. Statute creating three-judge State Election Contest Panel is unconstitutional because creating a new court is not permitted by the constitution. Allegations of petition were insufficient and election of governor by 5,074 vote plurality stands.

*Stocker Hinge Manufacturing Co. v. Darnel Industries, Inc.* (1983), 94 Ill. 2d 535. Discussion of different kinds of injunction orders and whether damages can be awarded when a TRO is terminated as a result of the denial of a preliminary injunction.

*People v. McKibbins* (1983), 96 Ill. 2d 176. Analysis of the evidence rule that evidence of other crimes is inadmissible if it is relevant merely to establish defendant's propensity to commit crime but such evidence is admissible when it is relevant to prove *modus operandi*, intent, identity, motive or absence of mistake.

*Crocker v. Finley* (1984), 99 Ill. 2d 444. \$5 add-on filing fee for dissolution of marriage actions to fund domestic violence shelters is unconstitutional. "Dissolution-of-marriage petitioners should not be required, as a condition of their filing, to support a general welfare program that relates neither to their litigation nor to the court system."

*People v. Tisler* (1984), 103 Ill. 2d 226. Analysis of law of warrantless arrest accompanied by search; Illinois and United States Supreme Court decisions reviewed; *Aguilar* two-prong test abandoned and totality of circumstances test adopted; United States and Illinois Constitutions provide the same protections against unreasonable searches and seizures.

*People v. Albanese* (1984), 104 Ill. 2d 504, 542. (specially concurring). Response to supreme court colleague who believed that the court should reverse its prior holding that the death penalty statute is constitutional: "I therefore suggest we get on with the business of this court and review the [death] cases before us without needlessly cluttering up the opinions with dissents that do nothing more than chide three members of the court for following the law announced by the majority in *Cousins*."

*Glascoe v. Trinkle* (1985), 107 Ill. 2d 1. The absence of a statewide housing or building code and the absence of such a code in a municipality does not preclude the application of implied warranty of habitability.

*People v. Joseph* (1986), 113 Ill. 2d 36. Analysis of judicial power *vis-a-vis* legislative power; legislature is without authority to interfere with product of the supreme court's supervisory and administrative responsibility.

*Siemieniec v. Lutheran General Hospital* (1987), 117 Ill. 2d 230. Analysis of rights of parents and children to recover damages for "wrongful birth" and "wrongful life". The "public policy of the State to protect and to preserve the sanctity of all human life \*\*\* militates against the judgment that an individual life is so wretched that one would have been better off not to exist. We therefore hold that claims for relief for the wrongful life of congenitally or genetically defective children should not be recognized in this State absent clear legislative guidance." But action for wrongful birth of a genetically or congenitally defective child may be maintained by child's parents, but damages recoverable are limited.

*People v. Enoch* (1988), 122 Ill. 2d 176. Recent opinion frequently cited by the appellate court establishing the necessity of raising the issue in a written post-trial motion to avoid waiver of the issue on appeal.

*Thies v. State Board of Elections* (1988), 124 Ill. 2d 317. Statute creating new kind of circuit judgeship found unconstitutional.

*People ex rel. Daley v. Joyce* (1988), 126 Ill. 2d 209. The constitutional right to a jury trial conferred on defendants does not also confer on the State a right to a jury trial.

*Board of Education v. A, C and S, Inc.* (1989), 131 Ill. 2d 428. A 40 plus page analysis of whether school districts have causes of action against manufacturers and distributors of asbestos-containing material to recover cost of removal of said material from school buildings and cost of repair of said buildings.



*In re Estate of Longeway* (1989), 133 Ill. 2d 33. Illinois recognizes a common law right to refuse or withhold artificial nutrition and hydration by surrogate (guardian) of an incompetent, seriously ill patient, subject to court established guidelines.

### **John J. Stamos**

Justice Stamos was born in Chicago on January 30, 1924. He graduated from Bowen High School in Chicago, attended DePaul University College of Commerce in Chicago, and graduated from DePaul University College of Law in 1948 with a LL.B Degree. He was admitted to the Illinois Bar in January, 1949.

Justice Stamos began a life-long professional career in public service in 1951 when he became an assistant corporation counsel of the city of Chicago where he served until 1954 when he became an assistant state's attorney of Cook County and later chief of the criminal division of that office. He served in those capacities until 1966 when, upon State's Attorney Daniel P. Ward's election to the Illinois Supreme Court, he was appointed Cook County State's Attorney to fill out the term of Justice Ward. He received the Distinguished Service Award from the National District Attorneys Association, Professional Achievement Award from the Illinois State's Attorneys Association and the Liberty Bell Award from the Federal Bar Association.

In November, 1968, Justice Stamos was elected to the Appellate Court of Illinois, First Judicial District, and took the oath of office on December 2nd. During his nearly 20 years of service as an appellate judge, his opinions were said to be "highly regarded and scholarly". He had been a presiding judge and an executive committee member of that court. The appellate court appointed him as a member of the Illinois Courts Commission, 1974-77, and the Supreme Court appointed him as co-chairman of its committee to study the Supreme Court rules governing judicial conduct, 1979-86. Justice Stamos was retained as an appellate judge in 1972 and 1982.

On April 20, 1988, the Supreme Court entered an order (M.R. 2162) appointing Judge Stamos, effective May 2, 1988, and until midnight December 2, 1990, as a justice of the Illinois Supreme Court, from the First Judicial District, to fill the vacancy created by the resignation of Justice Seymour F. Simon. When Justice Stamos left the Supreme Court, he had completed 22 years of judicial service in the reviewing courts of Illinois. It is a high tribute to his judicial abilities that the Supreme Court appointed Justice Stamos as a member of the Supreme Court, and he demonstrated the wisdom of that appointment.

Justice Stamos' first opinions for the Court, filed September 22, 1988, were *People ex rel. Sheppard v. Money* (1988), 124 Ill. 2d 265, and *In re Himmel* (1988), 125 Ill. 2d 531, and his first dissenting opinion, filed December 21, 1988,

was *Suttles v. Vogel* (1988), 126 Ill. 2d 186, 196. His opinions (65 opinions for the court (majority), two dissenting opinions and one concurring in part and dissenting in part opinion) can be found in the Illinois Reports, 125 Ill. 2d through 137 Ill. 2d (Official Reports advance sheet volume 19 (Sept. 19, 1990)). In addition to his adjudicative role as a Supreme Court justice, Justice Stamos has been responsible for administrative matters, including acting as the Court's liaison to its Committee on Illinois Pattern Jury Instructions in Criminal Cases, its Ad Hoc Committee on Discovery and the Attorney Registration and Disciplinary Commission.

Three opinions authored by Justice Stamos for the Court deserve special recognition. In *In re Himmel* (1988), 125 Ill. 2d 531, the Court ruled that a lawyer has an obligation to report another lawyer's misconduct and failure to so report is itself misconduct. In *Orenic v. Illinois State Labor Relations Board* (1989), 127 Ill. 2d 453, the Court held, for the purpose of collective bargaining, that the county is not the employer of court employees, rather the chief judge is and that the State is the sole employer of all court employees. Both opinions will undoubtedly impact for many, many years upon lawyer professional conduct and discipline and upon labor relations between the courts and counties and court employees. In *In re Estate of Greenspan* (1990), 137 Ill. 2d 1, the Court applied for the first time its holding in *In re Estate of Longeway* (1989), 133 Ill. 2d 33, that a surrogate may exercise, under the common law, an incompetent patient's right to refuse artificial nutrition and hydration.

### **MICHAEL A. BILANDIC ELECTED TO THE SUPREME COURT**

On November 6, 1990, Hon. Michael A. Bilandic was elected to the Illinois Supreme Court to fill the vacancy of retired Justice Ward and was sworn in as a member of the Court on December 3, 1990.

Justice Bilandic was born February 13, 1923, in Chicago. He graduated from St. Mary's College in Minnesota with a B.S. degree and from DePaul University College of Law with a J.D. degree. He served as a first lieutenant in the Marine Corps during World War II. He began practicing law in Chicago in 1949. He was a member of the Chicago City Council from 1969 to 1976 and was mayor of Chicago from 1976 to 1979. He is a former master in chancery, circuit court of Cook County, and former special assistant Illinois attorney general. He was elected to the appellate court in 1984.

### **CHARLES E. FREEMAN ELECTED TO THE SUPREME COURT**

On November 6, 1990, Hon. Charles E. Freeman was elected to the Illinois Supreme Court to fill the vacancy of retired Justice Simon and was sworn in as a member of the Court on December 3, 1990.



Justice Freeman was born in Richmond, Virginia, in 1933. He received his B.A. degree from Virginia Union University in 1954 and his J.D. degree from John Marshall Law School in 1962. He served in the U.S. Army from 1956 to 1958. He was elected to the circuit court of Cook County in 1976 and the appellate court in 1986. He is a member of the Chicago and Cook County Bar Associations and has twice received the latter's "Judicial Award". He is also a member of the Illinois Judicial Council and the American Judges' Association.

### **JAMES D. HEIPLE ELECTED TO THE SUPREME COURT**

On November 6, 1990, Justice Heiple was elected to fill the vacancy of retired Justice Ryan and was sworn in as a member of the Court on December 3, 1990.

Justice Heiple was born September 13, 1933, in Peoria, Illinois. He received his law degree from the University of Louisville in 1957. Following his admission to the bar in 1957, he joined his father and brother in the family law firm of Heiple and Heiple. He was elected to the circuit court in 1970 and served as presiding judge of Tazewell County; he was elected to the appellate court in 1980 and has served as presiding judge of the third district. He has also been president of the Illinois Judges' Association and chairman of several Illinois State Bar Association committees, including the judicial administration council, the bench and bar council and the committee on legal education and admission to the bar.

### **1990 SUPREME COURT CASELOAD SUMMARY**

During the 1990 terms, the seven justices handed down 125 full opinions and six supervisory orders; ruled on 54 petitions for rehearing, and ruled on 1,444 petitions for leave to appeal. Of the petitions for leave to appeal, 125 or 8.66% were allowed. The Court received 3,621 new filings in 1990 on the general docket, miscellaneous docket, and miscellaneous record and admitted 2,815 new lawyers to the practice of law.

### **THE CLERK OF THE SUPREME COURT**

Since her appointment in July 1982, Juleann Hornyak has served as the Clerk of the Illinois Supreme Court. In general, the Clerk is responsible for processing cases and other filings and maintaining dockets, records, files and statistics on the activities of the Court.

The Clerk maintains two offices: the main office (with 11 deputy clerks and two part-time employees) in the Supreme Court Building in Springfield and a satellite office (with two deputy clerks) in the Richard J. Daley Center in Chicago. The satellite office was opened in 1986 primarily to accommodate the filing and processing of motions and corresponding orders from the populous First District.

The foremost responsibility of the Clerk's office is assisting the Court in the management of its caseload. This consists of ensuring that tendered cases are within the Court's jurisdiction, that documents are in proper form and that parties otherwise conform to the applicable Supreme Court rules, that filing dates are met so that cases can proceed according to schedule, and that matters are presented to the Court for disposition at the appropriate time. The Clerk's office monitors the flow of cases from initiation to the issuance of mandates and final orders.

In addition, the Clerk's office is responsible for the following:

1. Maintaining the roll of attorneys licensed to practice in Illinois,
2. Processing the licensing of attorneys and coordinating the semi-annual admission ceremonies,
3. Registering and renewing professional service corporations and associations engaged in the practice of law,
4. Filing judicial financial disclosure statements, and
5. Serving as a public information office of the Court.

### **THE SUPREME COURT MARSHAL**

During 1990, Carolyn D. Taitt continued in her position as the Marshal of the Supreme Court.

The Marshal's office is currently staffed with approximately twenty employees. Her duties consist of supervision of those employees; overseeing all the renovations, repairs, daily maintenance, etc., for the building and grounds; maintaining security for all employees of the building and all Justices around the clock; extending courtesies and welcome mats to all groups and/or individuals seeking a tour of the building and sharing her knowledge of the building and the history of the Court with those interested in becoming enlightened concerning the story and workings of the Supreme Court and the general day-to-day operations of the Supreme Court Building and grounds.

The Marshal attends all sessions of the Court, both in Springfield and Chicago, and performs other duties at the direction of the Court. Those duties include service of legal documents on individual attorneys in disciplinary matters and bringing them before the Court.

### **REPORTER OF DECISIONS**

The Reporter of Decisions for the Illinois Supreme and Appellate Courts has edited and published the Illinois Reports since 1833. Prior to 1970, the Reporter, while authorized by the Court to publish the opinions of the Supreme Court in its name, was not an officer of the Court. By an act of the General Assembly, however, the Office of the Reporter of Decisions was created, serving directly under the Court. By the same act, the Reporter was given statutory authority to publish the decisions of the Appellate Court, and has done so



in the Illinois Appellate Court Reports since 1970. In addition to approximately five volumes of the Illinois Reports, approximately 14 volumes of the Illinois Appellate Court Reports and bound volume indexes to the opinions of the Court published by the Reporter's office each year, the office also publishes 26 biweekly paperback advance sheets, containing recent opinions of the Supreme and Appellate Courts, new and amended rules of the Supreme Court, and dispositions of petitions for leave to appeal and various other matters pending before the Supreme Court.

Brian C. Ervin, formerly an Illinois Assistant Attorney General and Assistant Reporter of Decisions, served as Reporter of Decisions during 1990, a position he has held since 1987. He supervises a staff of 14 full-time employees in Bloomington.

### THE SUPREME COURT RESEARCH DEPARTMENT

The Supreme Court Research Department was established in October, 1979 as the "Supreme Court Research Project". The project authorized a director, two staff attorneys and a secretary. Norman Walker was appointed as the first research director and served in that capacity until he retired in December, 1980. At that time, Robert H. Gillespy was appointed research director and served until December, 1989. During 1990 the department was headed by senior research attorney Michael R. Robinson.

The Research Department is responsible for performing a variety of tasks which aid the Court in the disposition of appeals. Specifically, research attorneys provide a variety of legal research and writing assignments which include preparation of memoranda on: pending petitions for leave to appeal; cases briefed and ready for oral argument; and full-court motions. Research attorneys also assist in drafting supervisory orders and participate in special research projects for the Court.

During 1990, the Research Department staff consisted of the senior research attorney, five research attorneys, an administrative secretary and two secretaries.

### SUPREME COURT LIBRARY

During 1990, Melanie R. Solon continued in her position as Supreme Court Librarian and Christine A. Clatt continued in her position as Public Services Librarian.

The staff of the Supreme Court Library supports the research needs of the Supreme Court and the state's appellate court districts. The library's collection, numbering over 85,000 volumes, consists of the federal and fifty state codes and reporters, administrative publications, and commercial treatises, specializing in Illinois, labor and criminal law. The library subscribes to over 500 serial titles.

## JUDICIAL APPOINTMENTS BY THE SUPREME COURT

Pursuant to Article VI, section 12 of the Illinois Constitution of 1970, a vacancy occurring in the office of Supreme, Appellate or Circuit Judge shall be filled as the General Assembly may provide by law. In the absence of a law, vacancies may be filled by appointment by the Supreme Court. During 1990, the Supreme Court made the following appointments to fill vacancies in judicial offices:

### Judges Of The Circuit Court

Julian J. Frazin

Cook County

At Large

Effective October 1

(To fill the vacancy of Alfred T. Walsh)

Donald J. O'Brien, Jr.

Cook County

At Large

Effective November 30

(To fill the vacancy of John M. Breen, Jr.)

Samuel C. Maragos

Cook County

Inside the City of Chicago

Effective October 1

(To fill the vacancy of Harold A. Siegan)

Daniel Pascale

Cook County

Inside the City of Chicago

Effective December 10

(To fill the vacancy of Thomas J. Heneghan)

William G. Schwartz

First Judicial Circuit

Effective October 1

(To fill the vacancy of Richard E. Richman)

Bufford W. Hottle, Jr.

Ninth Judicial Circuit

Effective May 1

(To fill the vacancy of William L. Randolph)

Rodney B. Lechwar

Twelfth Judicial Circuit

Effective September 1

(To fill the vacancy of Michael A. Orenic)

George C. Hupp, Sr.

Thirteenth Judicial Circuit

Effective September 15

(To fill the vacancy of Thomas R. Flood)

Jay M. Hanson

Fourteenth Judicial Circuit

Effective September 15

(To fill the vacancy of Wilbur S. Johnson)



Pamela K. Jensen  
Sixteenth Judicial Circuit  
Effective December 15  
(To fill the vacancy of John L. Nickels)

Bonnie M. Wheaton  
Eighteenth Judicial Circuit  
Effective December 15  
(To fill the vacancy of John J. Bowman)

Robert G. Coplan  
Seventeenth Judicial Circuit  
Effective September 1  
(To fill the vacancy of John E. Sipe)

Jerry D. Flynn  
Twentieth Judicial Circuit  
Effective January 22  
(To fill the vacancy of Carl H. Becker)

Michael J. O'Malley  
Twentieth Judicial Circuit  
Effective May 1  
(To fill the vacancy of Richard A. Hudlin, IV)

### ASSIGNMENT OF RETIRED JUDGES TO JUDICIAL SERVICE


Article VI, section 15(a) of the Illinois Constitution of 1970 provides that any retired judge or associate judge, with his consent, may be assigned by the Supreme Court to judicial service. Those judges recalled and assigned by the Supreme Court to judicial service during 1990 are as follows:

Name	Retired From	Period(s) of Recall	Assigned
Appellate Court Judges			
Michel A. Coccia	1st Appellate District December 2, 1990	December 3, 1990 June 30, 1991	1st Appellate District
John M. O'Connor, Jr.	1st Appellate District November 30, 1980	December 1, 1980 Until Further Order	1st Appellate District
Marvin D. Dunn	2nd Appellate District December 2, 1990	December 3, 1990 Until Further Order	2nd Appellate District
Alfred E. Woodward	18th Judicial Circuit Assigned to 2nd Appellate District December 28, 1980	July 1, 1986 Until Further Order	2nd Appellate District
Albert Scott	9th Judicial Circuit Assigned to 3rd Appellate District December 4, 1988	December 5, 1988 November 30, 1990	3rd Appellate District
Henry Lewis	2nd Judicial Circuit Assigned to 5th Appellate District December 1, 1988	December 1, 1988 November 30, 1989  December 1, 1989 Until Further Order	5th Appellate District
Circuit Court Judges			
Thomas M. Burke	5th Judicial Circuit December 1, 1980	February 15, 1990 December 2, 1990	5th Judicial Circuit
James K. Robinson	5th Judicial Circuit July 31, 1987	January 15, 1990 December 2, 1990	5th Judicial Circuit
Robert E. Hunt	10th Judicial Circuit July 31, 1982	December 5, 1989 December 3, 1990	10th Judicial Circuit
Morton C. Elden	Cook Co. Circuit Court December 3, 1984	December 3, 1984 December 31, 1990	Cook Co. Circuit Court
Hyman Feldman	Cook Co. Circuit Court December 5, 1976	July 16, 1984 December 31, 1990	Cook Co. Circuit Court

Name	Retired From	Period(s) of Recall	Assigned
Philip A. Fleischman	Cook Co. Circuit Court December 1, 1980	July 16, 1981 November 9, 1984 January 1, 1987 December 31, 1990	Cook Co. Circuit Court  Cook Co. Circuit Court
Joseph Gordon	Cook Co. Circuit Court December 31, 1982	July 7, 1988 December 2, 1990	Cook Co. Circuit Court & 1st Appellate District
Ian H. Levin	Cook Co. Circuit Court December 2, 1990	December 3, 1990 June 30, 1991	Cook Co. Circuit Court
John A. McElligott	Cook Co. Circuit Court December 4, 1988	July 1, 1989 December 31, 1990	Cook Co. Circuit Court
Benjamin J. Nelson	Cook Co. Circuit Court December 3, 1978	May 1, 1980 December 31, 1980 April 1, 1981 December 31, 1990	Cook Co. Circuit Court  Cook Co. Circuit Court
Margaret G. O'Malley	Cook Co. Circuit Court October 31, 1979	January 1, 1988 December 31, 1990	Cook Co. Circuit Court
Edward E. Plusdrak	Cook Co. Circuit Court December 29, 1979	July 1, 1989 December 31, 1990	Cook Co. Circuit Court
Richard L. Samuels	Cook Co. Circuit Court December 5, 1988	January 16, 1990 December 31, 1990	Cook Co. Circuit Court
Arthur A. Sullivan	Cook Co. Circuit Court January 1, 1982	July 1, 1989 December 31, 1990	Cook Co. Circuit Court
Alfred B. Teton	Cook Co. Circuit Court December 3, 1984	December 3, 1984 December 31, 1990	Cook Co. Circuit Court
Dean M. Trafelet	Cook Co. Circuit Court July 31, 1989	September 28, 1990 December 31, 1990	Cook Co. Circuit Court
Raymond E. Trafelet	Cook Co. Circuit Court December 3, 1978	May 1, 1980 December 31, 1980 April 1, 1981 December 31, 1990	Cook Co. Circuit Court  Cook Co. Circuit Court
Eugene L. Wachowski	Cook Co. Circuit Court December 5, 1976	May 1, 1980 December 31, 1980 April 1, 1981 December 31, 1990	Cook Co. Circuit Court  Cook Co. Circuit Court
Louis A. Wexler	Cook Co. Circuit Court December 3, 1984	January 1, 1987 December 31, 1990	Cook Co. Circuit Court
Associate Judges			
William H. Young	10th Judicial Circuit May 31, 1990	June 1, 1990 December 1, 1992	10th Judicial Circuit
Bradner C. Riggs	17th Judicial Circuit December 29, 1988	October 1, 1990 December 15, 1990	17th Judicial Circuit
Martin G. Luken	Cook Co. Circuit Court July 1, 1984	February 1, 1990 December 31, 1990	Cook Co. Circuit Court







SUPREME COURT  
STATE OF ILLINOIS  
SPRINGFIELD  
62706

January 31, 1991

Honorable Philip J. Rock, President  
Senate of the State of Illinois  
Capitol Building  
Springfield, Illinois 62706

Honorable Michael J. Madigan, Speaker  
House of Representatives  
of the State of Illinois  
Capitol Building  
Springfield, Illinois 62706

Gentlemen:

The following report is submitted in accordance with section 17 of article VI of the Illinois Constitution of 1970 which provides: "The Supreme Court shall provide by rule for an annual judicial conference to consider the work of the courts and to suggest improvements in the administration of justice and shall report thereon annually in writing to the General Assembly ... ."

With the submission of this report to the General Assembly, the Supreme Court renews its commitment to the effective administration of justice and the management of the courts, to the careful stewardship of those resources provided for the operation of the courts, and to the development of plans and goals designed to assure improvements in the Illinois court system in meeting the needs of our citizens.

The Supreme Court is mindful of the respective roles of the General Assembly and the courts, and does not intend to intrude upon the prerogatives of the General Assembly in determining what legislation should be enacted. It is gratifying, however, to note that the General Assembly over the years has acted to implement many of the suggestions made by the Court. I respectfully submit that the suggestions contained within this report merit the consideration of the General Assembly.

Sincerely,

Benjamin K. Miller  
Chief Justice

Encl.

BKM:cc

c: Members of the General Assembly



# 1990 ANNUAL REPORT OF THE SUPREME COURT TO THE GENERAL ASSEMBLY

(Submitted on January 31, 1991)

## Table of Contents

### Section I: General policy concerns.

	Page
1. Judicial Advisory Council.....	19
2. Judicial salaries.....	19
3. Statute requiring judicial note on certain legislation should be followed by the General Assembly.....	19
4. Impact studies for legislative actions which affect the Judicial Branch.....	19

### Section II: Recent opinions of the Supreme and Appellate Courts that suggest legislative action.

1. Clarify what "sex offense" means in the Habitual Child Sex Offender Registration Act.....	19
2. Financial resources should be provided for the operation of Office of the State Guardian.....	20
3. "Good faith" as it appears in the Uniform Commercial Code should be clarified and provide for consistency in its concept.....	20
4. The Parentage Act should provide for attorney fees on appeals.....	20
5. The Code of Civil Procedure should provide that the timely filing of a direct complaint would extend the time period for filing an action for contribution.....	20
6. Should legal separation and dissolution of marriage be treated alike in regard to judicial modifications of agreements?.....	20
7. Should the concept of market share liability be available to the citizens of Illinois?.....	20
8. Sections 103-5(a) and (b) of the Code of Criminal Procedure should be studied by the General Assembly.....	21

### Section III: Prior and ongoing concerns should be considered by the General Assembly.

1. Illinois Commerce Commission, not circuit court, should determine rate charged by municipal utilities to consumers outside of a municipality.....	21
2. Transfer the appointment of commissioners of Board of Election Commissioners to non-judicial officials.....	21
3. Illinois Vehicle Code and any other relevant statutory provisions should provide for local traffic ordinance use numbering systems permitting manual and computer recognition of comparable State law offenses.....	21
4. The different uses of the term "probation" in the statutes should be clarified and defined.....	21
5. Provide by statute that all determinations of competency to stand trial be made by the court.....	22
6. Funding of educational programs in juvenile detention centers.....	22
7. Provide state-wide funding for pretrial service agencies.....	22
8. The State should fully fund the operation of the circuit courts.....	22
9. Sentencing alternatives.....	22
10. Statutes providing for add-ons, surcharges, penalties and special fees.....	23

# THE SUPREME COURT ANNUAL REPORT TO THE GENERAL ASSEMBLY

## Section I. General policy concerns.

### 1. Judicial Advisory Council.

In the years that it was in operation, the Judicial Advisory Council played a constructive role in providing a forum for the consideration and resolution of a number of issues related to the Judicial Branch of government. One of the most important functions was to advise the General Assembly of the impact on the Judicial Branch of proposed legislation. The Council was a committee consisting of legislators and attorneys from throughout the State which met periodically to consider issues and problems as they related to the Judicial Branch and to develop solutions to those issues. These were then presented to the General Assembly.

The Supreme Court suggests that the General Assembly revive the Judicial Advisory Council.

### 2. Judicial salaries.

Since July 1, 1987, the salaries of the State's judges have remained constant. These salaries range from \$75,113 for associate judges to \$93,266 for Illinois Supreme Court justices. Illinois judges will receive their first salary increase in four years on July 1, 1991. At that time, their salaries will increase by a percentage equivalent to the federal "Employment Cost Index, Wages and Salaries, By Occupation and Industry Groups: State and Local Government Workers: Public Administration." This cost of living increase will not exceed five percent in any one year.

In the federal system, judges have received two salary increases within this same time period of July 1, 1987, to the present. In 1987, federal judicial salaries ranged from \$89,500 for federal district judges to \$110,000 for justices of the United States Supreme Court. In 1989, federal judges received a cost of living increase of approximately 7.8%. On January 1, 1991, these salaries were increased again to reflect a 25% overall salary increase and a 3.6% cost of living adjustment. The current salary range now stands at:

Federal Magistrate & Bankruptcy Judge .....	\$115,092
Federal District Judge.....	125,100
Federal Appellate Judge .....	132,700
Supreme Court Judge .....	153,600

The Supreme Court suggests that the General Assembly consider during this legislative term increasing judicial salaries to assure that the quality and stability of the judiciary is maintained.

### 3. Statute requiring judicial note on certain legislation should be followed by the General Assembly.

The Supreme Court is deeply concerned about the purpose or effect of a bill which is to directly or indirectly increase the number of judges in Illinois without an assessment of the judiciary as a whole, and urges the General Assembly to invoke the Judicial Note Act (Ill. Rev. Stat. 1989, ch. 63, par. 42.61 *et seq.*) whenever the purpose or effect of a bill or a bill amendment is to directly or indirectly increase, or decrease, the number of judges in Illinois.

### 4. Impact studies for legislative actions which affect the Judicial Branch.

During each session of the General Assembly, many bills are passed by the legislature and signed into law by the Governor, which impact upon the operations of the Judicial Branch of Illinois government. The Judicial Note Act was enacted in order to provide for review and analysis of pending legislation where it is likely to increase the need for additional judgeships.

This Act, however, makes no provision for reviewing the potential administrative and financial impact of legislation upon the Judicial Branch.

Beginning this year, the Supreme Court will direct its administrative office to perform impact studies on pending legislation when there is a likelihood of an administrative or financial impact upon the Supreme, Appellate, or Circuit courts, or their respective support systems, including circuit clerks, probation officers, and court reporters. Areas subject to review by this process would include, but not be limited to, State mandates, proposals which are likely to increase workload for administrative system components, and proposals which would require administrative coordination between the Judicial Branch and other components of State and local government.

Upon approval by the Supreme Court, the impact studies will be made available to the General Assembly for its consideration.

## Section II. Recent opinions of the Supreme and Appellate Courts that suggest legislative action.

### 1. Clarify what "sex offense" means in the Habitual Child Sex Offender Registration Act.

Our appellate court in *People v. Rogers* (1990), 197 Ill. App. 3d 722, pointed out that the legislature apparently misplaced a modifying phrase in section 2(B) of the



Habitual Child Sex Offender Registration Act (Ill. Rev. Stat. 1987, ch. 38, par. 222(B)) in that the phrase "when the offense is a felony" should have modified the charge of criminal sexual abuse instead of aggravated criminal sexual abuse which is always a felony. The modifier "when the offense is a felony" should have followed the phrase "criminal sexual abuse" instead of "aggravated criminal sexual abuse", which is always a felony.

The Supreme Court agrees with the appellate court's assessment and recommends that the General Assembly consider amending section 2(B)(1) of the Act (Ill. Rev. Stat. 1987, ch. 38, par. 222(B)(1)).

**2. Financial resources should be provided for the operation of Office of the State Guardian.**

Our appellate court in *In re Estate of Stoica* (1990), 203 Ill. App. 3d 225, stated that "it was error for the trial court to direct the petitioner to pay the fees of the court-appointed [guardian *ad litem*]." (203 Ill. App. 3d at 231.) Ms. Stoica was unable to pay for the services of the guardian *ad litem*. The appellate court found that it was inappropriate to transfer that payment to the petitioner because the Probate Act of 1975 (Ill. Rev. Stat. 1985, ch. 110½, par. 11a-1 *et seq.*) requires that the Office of the State Guardian pay for the services of the guardian *ad litem* assigned by the court. The fact that the State Guardian had insufficient appropriations to make these payments did not relieve the State Guardian of this responsibility.

The Supreme Court agrees with the appellate court suggestion that the responsibility lies with the General Assembly to find an optional method of providing these services or to appropriate the funds necessary for the State Guardian to fulfill the obligation imposed by section 11a-10 of the Probate Act (Ill. Rev. Stat. 1985, ch. 110½, par. 11a-10).

**3. "Good faith" as it appears in the Uniform Commercial Code should be clarified and provide for consistency in its concept.**

In *Watseka First National Bank v. Ruda* (1990), 135 Ill. 2d 140, our court noted the apparent deliberate exclusion of the duty to act in a commercially reasonable manner from section 1-208 of the Uniform Commercial Code (Ill. Rev. Stat. 1987, ch. 26, par. 1-208).

The Supreme Court, therefore, recommends that the General Assembly consider amending section 1-208 of the Uniform Commercial Code (Ill. Rev. Stat. 1987, ch. 26, par. 1-208) to clarify and provide for consistency in the concept of "good faith" as it appears in the Uniform Commercial Code.

**4. The Parentage Act should provide for attorney fees on appeals.**

Our appellate court in *Brezinsky v. Chervinko* (1989), 192 Ill. App. 3d 124, found that absence of authorization

for the recovery of attorney fees for defending appeals in section 17 of the Illinois Parentage Act of 1984 precluded recovery of such fees in an action under the Parentage Act (Ill. Rev. Stat. 1989, ch. 40, par. 2517). The court noted that while a recent amendment to section 17 of the Parentage Act (Public Act 85-1417, eff. Jan. 1, 1989) contains detailed criteria for recovery of fees, it does not authorize fees for defending appeals. If the General Assembly intended to specifically authorize the recovery of such fees in section 17 of the Parentage Act, it would presumably have done so.

The Supreme Court suggests that the General Assembly consider re-examining section 17 of the Parentage Act (Ill. Rev. Stat. 1989, ch. 40, par. 2517) to determine whether the omission of fees for defending appeals was inadvertent.

**5. The Code of Civil Procedure should provide that the timely filing of a direct complaint would extend the time period for filing an action for contribution.**

Our court ruled that an action for contribution must be filed within the four year time limit specified in section 13-212 of the Code of Civil Procedure (Ill. Rev. Stat. 1987, ch. 110, par. 13-212(a)) in *Hayes v. Mercy Hospital & Medical Center* (1990), 136 Ill. 2d 450. The dissenting opinions believed that in this case such an interpretation denied a constitutional right for "certain remedy". Justice Clark, in his dissent, observed that the majority's opinion in interpreting the statute of repose effectively precludes contribution actions in medical malpractice cases where a party files the complaint on or near the last day of the repose statute.

The Supreme Court invites the General Assembly to consider whether it is appropriate to amend provisions of the Code of Civil Procedure regarding the time limit for filing contribution actions.

**6. Should legal separation and dissolution of marriage be treated alike in regard to judicial modifications of agreements?**

Our court in *In re Marriage of Sutton* (1990), 136 Ill. 2d 441, held that section 502(f) dealing with the limits on modification of agreements of the Illinois Marriage and Dissolution of Marriage Act (Ill. Rev. Stat. 1987, ch. 40, par. 502(f)) does not apply in cases of legal separation. A dissolution of marriage terminates the legal relationship between husband and wife by act of law, while a legal separation does not. The court noted that such explicit authority to limit modifications in dissolution cases does not, however, preclude judicial modification in relation to separation agreements.

The Supreme Court suggests that the General Assembly should consider whether legal separation and dissolution of marriage should be treated alike in regard to judicial modifications of agreements.

**7. Should the concept of market share liability be available to the citizens of Illinois?**



The issue in *Smith v. Eli Lilly & Company* (1990), 137 Ill. 2d 222, was whether Illinois should substitute for the element of causation, in fact, a theory of market share liability, when identification of the manufacturer of the drug that injured the plaintiff is not possible.

The Supreme Court, both the majority and dissenting in part opinions, held that the concept of market share liability is more suitable for consideration and thorough study by the General Assembly rather than one to be developed through litigation.

**8. Sections 103-5(a) and (b) of the Code of Criminal Procedure should be studied by the General Assembly.**

The Supreme Court suggests that the General Assembly consider the Supreme Court's recent opinion in *People v. Garrett* (1990), 136 Ill. 2d 318, with a view to clarifying the different interpretations made of sections 103-5(a) and (b) of the Code of Criminal Procedure (Ill. Rev. Stat. 1989, ch. 38, pars. 103-5(a),(b)).

**Section III. Prior and ongoing concerns should be considered by the General Assembly.**

**1. Illinois Commerce Commission, not circuit court, should determine rate charged by municipal utilities to consumers outside of a municipality.**

Section 11-117-4 of the Illinois Municipal Code (Ill. Rev. Stat. 1989, ch. 24, par. 11-117-4) and section 3-105 of the Public Utilities Act (Ill. Rev. Stat. 1989, ch. 111 2/3, par. 3-105) should be amended to provide that rates charged to customers outside of a municipality by a water utility owned, or owned and operated, by a municipal corporation shall be determined by the Illinois Commerce Commission rather than by agreement of the parties or by the circuit court if there is no agreement. (See *Inland Real Estate Corp. v. Village of Palatine* (1982), 107 Ill. App. 3d 279, *appeal after remand* (1986), 146 Ill. App. 3d 92.) In any event, fixing of utility rates should be the responsibility of agencies which possess special expertise and not the courts.

The Supreme Court again invites the General Assembly to continue to consider removing from section 11-117-4 of the Illinois Municipal Code (Ill. Rev. Stat. 1989, ch. 24, par. 11-117-4) the non-judicial function that the circuit court shall fix and determine utility rates, and to the extent necessary amend section 11-117-4 of the Code and section 3-105 of the Public Utilities Act (Ill. Rev. Stat. 1989, ch. 111 2/3, par. 3-105) by placing such functions in the Illinois Commerce Commission.

**2. Transfer the appointment of commissioners of Board of Election Commissioners to non-judicial officials.**

The Supreme Court suggests that the General Assembly remove from the judiciary the function of the circuit court appointing commissioners to the Board of

Election Commissioners in municipalities having such boards (Ill. Rev. Stat. 1989, ch. 46, par. 6-21) and place this function in some non-judicial body.

**3. Illinois Vehicle Code and any other relevant statutory provisions should provide for local traffic ordinance use numbering systems permitting manual and computer recognition of comparable State law offenses.**

*Village of Palatine v. Regard* (1990), 136 Ill. 2d 503, provides an example of the benefits to a local jurisdiction gained by adopting by reference the provisions of the Illinois Vehicle Code.

The circuit court clerks, and the Secretary of State in particular, report that there is wide disparity in local authorities' traffic ordinance numbering systems; as a consequence of this lack of uniformity, the clerks and Secretary of State have difficulty in discharging their statutory reporting and report-collection duties with regard to determining, by a mere examination of the traffic ticket which cites the local ordinance violated, the "comparability" of the local ordinance with Illinois Vehicle Code offense.

The Supreme Court suggests that the General Assembly should study whether the appropriate provisions of the Illinois Vehicle Code and any other relevant statutory provisions should provide that local traffic ordinance use numbering systems permitting manual and computer recognition of comparable State law offenses.

**4. The different uses of the term "probation" in the statutes should be clarified and defined.**

While the term "probation" has a clear meaning under Illinois' general law of criminal procedure and sentencing — the Code of Criminal Procedure of 1963 (Ill. Rev. Stat. 1989, ch. 38, par. 101-1 *et seq*) and Unified Code of Corrections (Ill. Rev. Stat. 1989, ch. 38, par. 1001-1-1 *et seq.*) — and is understood, the same cannot be said when the legislature uses the term, undefined, in other statutory enactments.

Examples:

Cannabis Control Act in section 10 and Illinois Controlled Substances Act in section 410 (Ill. Rev. Stat. 1989, ch. 56½, pars. 710, 1410)

Steroid Control Act in section 10 (Ill. Rev. Stat. 1989, ch. 56½, par. 2310)

Illinois Alcoholism and Other Drug Dependency Act in section 10-102 (Ill. Rev. Stat. 1989, ch. 111½, par. 6360-2)

The Supreme Court invites the General Assembly to examine the named statutory "probation" provisions and any other similar provisions, with a view of substituting another term, defined, for the word "probation", or, at a minimum, providing a definition of the term "probation" peculiar to the particular act or statute.



**5. Provide by statute that all determinations of competency to stand trial be made by the court.**

Under present law, a defendant's fitness to stand trial may be determined initially by a judge or a jury. Either side may demand a jury prior to the commencement of the trial.

However, when the issue of fitness is raised after a trial has begun, or at the sentencing stage, the determination shall be made by the court (Ill. Rev. Stat. 1989, ch. 38, par. 104-12).

The right to have a jury trial in a hearing to determine fitness is based on statute. The Supreme Court stated in *People v. Brown* (1969), 43 Ill. 2d 79, that "[t]he right to trial by jury guaranteed by the sixth amendment to the Federal Constitution and by section 5 of Article II of our Constitution does not extend to a hearing to determine the competency of a defendant to stand trial" (43 Ill. 2d at 81). Cf. *People v. Shadowens* (1969), 44 Ill. 2d 70.

The General Assembly may want to provide by statute for all determinations of competence to be made by the court, because no constitutional rights have been found to be involved in the issue of fitness to stand trial.

**6. Funding of educational programs in juvenile detention centers.**

There is currently no clear delineation of responsibility as to which agency or level of government is responsible for assuring that educational resources are provided to minors who are held in juvenile detention facilities within the State.

At the present, the 14 juvenile detention facilities within the State are funded from a variety of sources including the school district in which the facility is located, the regional superintendent of schools and the county general revenue budget, with partial State reimbursement from the Supreme Court.

In response to House Resolution 1514, adopted by the House of Representatives, a committee of the Conference of Chief Circuit Judges has met with the staff of the State Board of Education on this issue. The intent of this mutual effort is to report to the House of Representatives this spring on the findings and recommendations of these discussions.

The General Assembly is urged to study and implement the recommendation developed in this effort, and to approve a recourse to address the educational need of minors who are held in juvenile detention facilities.

**7. Provide state-wide funding for pretrial service agencies.**

On three occasions within the last 12 years, the Supreme Court has urged the General Assembly to implement recommendations concerning the administration of bail in Illinois that were promulgated by a study committee of the Illinois Judicial Conference. See

Annual Reports of the Supreme Court to the General Assembly, January 31, 1979 and 1982; February 26, 1986.

The General Assembly responded favorably, and effective July 1, 1987, provided in the Pretrial Services Act for the creation at the circuit court level of pretrial services agencies (Ill. Rev. Stat. 1989, ch. 38, par. 301 *et seq.*).

While the legislature has mandated that all circuit courts establish pretrial services agencies, it has not appropriated the required funds for the circuit courts outside Cook County and, consequently, such agencies have not been established outside Cook County.

**8. The General Assembly should study the question of whether the operation of the circuit courts should be fully funded by the State.**

While the reviewing courts and their allied operations are funded out of State appropriations, the circuit courts must still depend upon the counties to fund most of their operations.

The circuit courts of Illinois are State courts and their funding should come from appropriations made by the General Assembly.

The Supreme Court recommends that the General Assembly study State funding of the operation of the circuit courts with a view toward making the administration of justice in the circuit court a State fiscal obligation, thereby realizing a unified State court system in all respects.

**9. Sentencing alternatives.**

One of the major commitments of Illinois lawmakers in 1990 focused on the prison overcrowding crisis. Our State correctional facilities are over capacity and prison population projections do not anticipate a decrease in this trend. County jails and juvenile detention centers have begun to experience overcrowding, as well.

In fiscal year 1990, the General Assembly provided funding to the Supreme Court for the creation of new specialized drug offender caseloads in probation departments hit especially hard in the war against drugs. The highly structured, surveillance oriented intensive probation supervision program operated by the circuit courts was significantly expanded. Resources were also secured to reimburse additional staff at the juvenile detention centers. These resources provide sentencing judges with expanded options for adult offenders, as well as the growing number of juvenile offenders. These programs will continue to divert individuals who might otherwise have been sentenced to the Illinois Department of Corrections. The General Assembly is to be commended for the confidence and budgetary support

shown for these programs. Continued funding for these programs for the next fiscal year is essential.

To further address concerns regarding the detention of juveniles, the General Assembly also created the County Juvenile Detention Center Revolving Loan Fund. Although seed money for this initiative has not yet been appropriated, the enabling legislation has been enacted to provide low interest loans to counties in Illinois which choose to construct or renovate juvenile detention facilities or group homes.

**10. Statutes providing for add-ons, surcharges, penalties and special fees.**

An area of continuing concern and problems for the Judicial Branch is the plethora of user fees and surcharges enacted by the General Assembly. A partial list of this type of charge includes: the probation services fee, the court security fee, the court automation fee, the

criminal conviction surcharge fee, the driver's education fee and the violent crime victims assistance fund. It is becoming increasingly difficult to administer the collection, enforcement and disbursement of these special charges. The complexity of the structure of the various charges is such that they are not uniform, and are confusing. It has become impossible for the court system to apply the charge in a consistent and coherent manner. In *Crocker v. Finley*, the Supreme Court observed that "if the right to obtain justice freely is to be a meaningful guarantee, it must preclude the legislature from raising general revenue through charges assessed to those who would utilize our courts." (*Crocker v. Finley* (1984), 99 Ill. 2d 444, 455.) The General Assembly is urged to undertake a thorough study of the problems associated with the various fees. Consideration could be given to organizing the fees in the same section of the statutes.





## **II**

# **THE APPELLATE COURT**



THE UNIVERSITY OF CHICAGO

THE UNIVERSITY OF CHICAGO

# THE APPELLATE COURT

## JURISDICTION AND ORGANIZATION

The Appellate Court is the intermediate court of review in the Illinois judicial system. Jurisdiction is conferred upon it by article VI, section 6 of the Constitution, which is included in Appendix A. Generally, appeals from final judgments of a circuit court may be taken as a matter of right to the Appellate Court, except in cases appealable directly to the Supreme Court and except from judgments of acquittal in criminal cases. The Appellate Court may exercise original jurisdiction when necessary to the complete determination of any case on review, and it may also directly review administrative actions as provided by law. Acting pursuant to article VI, section 6, the General Assembly has provided that "final orders or determinations" of the Pollution Control Board (Ill. Rev. Stat., ch. 111½, par. 1041), "judgments" of the State Board of Elections concerning disclosure of campaign contributions and expenditures (Ill. Rev. Stat., ch. 46, par. 9-22), and final orders of the Illinois State Labor Relations Board, the Illinois Local Labor Relations Board and the Illinois Educational Labor Relations Board (Ill. Rev. Stat., ch. 48, pars. 1611, 1716), decisions from the Illinois Human Rights Commission (Ill. Rev. Stat., ch. 68, par. 8-111), any order or decision of the Illinois Commerce Commission (Ill. Rev. Stat., ch. 111 2/3, par. 10-201), final orders of the Illinois Gaming Board (Ill. Rev. Stat., ch. 120, par. 2417.1), and a certain initial license issuance by the Director of the Department of Nuclear Safety and in connection therewith certain determinations of the Low-Level Radioactive Waste Disposal Facility Siting Commission (Ill. Rev. Stat., ch. 111½, par. 241-18) may be appealed directly to the Appellate Court.

The Constitution, article VI, section 5, provides the number of Appellate Judges to be selected from each judicial district shall be provided by law. The General Assembly has provided for the election of 18 Appellate Judges from the First District, six each from the Second, Third and Fifth Districts, and four from the Fourth District. Pursuant to article VI, section 10, Appellate Court judges, like Supreme Court judges, are elected for 10 year terms.

Article VI, section 5, also provides for the organization of the Appellate Court to be as prescribed by the Supreme Court by rule. The Supreme Court has adopted Rule 22 which establishes the organization of the Appellate Court. The rule (as amended effective August 1, 1987) provides as follows:

### Rule 22. Appellate Court Organization

**(a) Divisions — Appellate Districts.** Each district of the Appellate Court shall consist of one division unless the Supreme Court provides otherwise by order. The First District shall sit in the city of Chicago. The Second District shall sit in

the city of Elgin. The Third District shall sit in the city of Ottawa. The Fourth District shall sit in the city of Springfield. The Fifth District shall sit in the city of Mount Vernon. With the approval of the Chief Justice of the Supreme Court, a division may sit at any place in the state. The Appellate Court in each district shall be in session throughout the year, and each division shall sit periodically as its judicial business requires. Each division shall sit in panels of three judges as hereinafter provided.

**(b) Assignment to Divisions — Designation of Panels.** The Supreme Court shall assign judges to the various divisions. The presiding judge of a division shall designate judges serving in that division to sit in panels of three. Such a three-judge panel shall constitute the division for purposes of rendering a decision in a case. The Executive Committee of the First District, upon request of a division of that district, may designate any Appellate Court judge of that district to sit in the place of a judge of the requesting division for such case or cases as may be designated in the request.

**(c) Decisions.** Three judges must participate in the decision of every case, and the concurrence of two shall be necessary to a decision. One judge may decide motions of course.

**(d) Divisions — Presiding Judge.** The judges of each division shall select one of their number to serve as presiding judge of that division for a term of one year.

**(e) Executive Committee of the Appellate Court of Illinois.** The presiding judges of the Second, Third, Fourth, and Fifth Districts and the members of the Executive Committee of the First District shall constitute the Executive Committee of the Appellate Court of Illinois. Meetings of the executive committee may be called by any three of its members, and meetings of the Appellate Court may be called by the executive committee.

**(f) Executive Committee of the Appellate Court in the First Appellate District.** There shall be an Executive Committee of the First District composed of one member of each division, which committee shall exercise general administrative authority. The executive committee shall select one of its number as chairman.

**(g) Industrial Commission Appeals.** A five-judge panel of the Appellate Court will sit as the Industrial Commission division of each district of the Appellate Court. The Industrial Commission division will hear and decide all appeals involving proceedings to review orders of the Industrial Commission. The division will sit, periodically, as its judicial business requires, at any place in the state it chooses. Five judges must participate in the decisions of the Industrial Commission division, and the concurrence of three shall be necessary to a decision. If a judge designated to serve on this panel cannot



participate, the alternate designated by the Supreme Court shall participate. Motions of course may be decided by one judge.

Effective April 1, 1989, by order of the Supreme Court, the First District of the Appellate Court shall sit in six divisions.

### **SUPREME COURT ASSIGNMENT OF CIRCUIT COURT JUDGES TO THE APPELLATE COURT**

Article VI, sections 15 and 16, of the 1970 Illinois Constitution allows the Supreme Court to assign a retired judge, with his consent, to judicial service and to assign temporarily a sitting judge to any court, except that an associate judge may be assigned only as an associate judge. Those retired judges recalled and assigned to the Appellate Court have been identified earlier in this Report. The Circuit Judges who sat on the Appellate Court during 1990, by assignment, are shown below. The date the judge's assignment commenced is shown in parenthesis.

First District — David Cerda, Cook County (4/1/89)  
Gino L. DiVito, Cook County (4/1/89)  
Mel R. Jiganti, Cook County (3/1/76)  
Rosemary Duschene LaPorta,  
Cook County (4/1/89)  
James C. Murray, Cook County (1/28/86)  
Thomas R. Rakowski, Cook County (12/1/89)  
Second District — Fred A. Geiger, 19th Circuit (12/4/89)  
Third District — John A. Gorman, 10th Circuit (4/24/90)  
Fourth District — Joseph R. Spitz, 5th Circuit (10/21/85)  
Robert J. Steigmann, 6th Circuit (7/10/89)  
Fifth District — No judges assigned during 1990.

### **1990 APPELLATE COURT CASELOAD SUMMARY**

There were 7,812 total new filings in 1990, compared with 7,612 in 1989, an increase of 2.6%. Dispositions in 1990 amounted to 7,951 compared to 7,722 cases in 1989, an increase of 2.9%. There were 8,638 cases pending at the end of 1990 compared with 8,394 in 1989, an increase of 2.8%. 2,082 cases were disposed of with opinions in 1990, compared with 2,084 in 1989. During 1990, Appellate Court judges disposed of 3,126 cases by Rule 23 order, compared with 2,708 in 1989, an increase of 13%.

### **ANNUAL MEETING OF THE ILLINOIS APPELLATE COURT**

Supreme Court Rule 22(e) creates an executive committee of the Appellate Court and provides for meetings of all judges of that court. Traditionally, the Appellate Court holds an annual meeting during the latter part of the year.

On November 29, 1990, the Appellate Court held its annual meeting with Judge Henry Lewis (5th District) presiding as chairman. In attendance were 35 appellate judges and the director and staff of the Administrative Office of the Illinois Courts.

Matters considered at the meeting included:

- (1) Appointment of Appellate Court members to the Illinois Courts Commission. Appointed to the commission as members were Judges Francis S. Lorenz (1st District) and Allan L. Stouder (3rd District), and as alternates Judges David Linn (1st District) and Frederick S. Green (4th District).
- (2) Selection of Judge Mary Ann G. McMorrow (1st District) as the next chairperson of the Illinois Appellate Court.
- (3) Remarks of the new Administrative Director, Hon. Joseph F. Cunningham, a former justice of the Supreme Court. He discussed, among other things, reorganizing the Administrative Office and the redesign of the appellate automation system.

### **ADMINISTRATIVE COMMITTEE OF THE ILLINOIS APPELLATE COURT**

The Administrative Committee of the Illinois Appellate Court, created by order of the Supreme Court, studies and recommends methods by which the Appellate Court might improve the processing of appeals. The Administrative Office is the secretary to the Committee.

As of December 31, 1990, the members of the Administrative Committee were:

Tobias Barry (3rd District), Chairman  
Calvin C. Campbell (1st District)  
Frederick S. Green (4th District)  
Moses W. Harrison, II (5th District)  
Daniel J. McNamara (1st District)  
Philip G. Reinhard (2nd District)  
Anthony Scariano (1st District)  
Horace L. Calvo (Supreme Court Liaison)

During 1990 the Administrative Committee did not meet.

### **APPELLATE COURT CLERKS**

Article VI, section 18(a) of the Illinois Constitution provides that the Appellate Court Judges of each Judicial District, respectively, shall appoint a clerk and other nonjudicial officers for their Court or District. The Appellate Court Clerk in the First District, Gilbert S. Marchman, in the Second District, Loren J. Strotz, in the Third District, Roger H. Johnson, in the Fourth District, Darryl Pratscher and, in the Fifth District, Louis E. Costa continue to serve their respective courts.

## **APPELLATE COURT RESEARCH DEPARTMENTS**

Supreme Court Rule 24, adopted effective October 15, 1979, established a research department in each Appellate Court district. The rule provides that each department will be supervised by a director of research and staffed by such number of staff attorneys as the Supreme Court may from time to time determine. The research departments shall perform such

duties as may be assigned to them by the Presiding Judge of the district or, in the First District, by the Executive Committee. They are to coordinate their activities, exchange information, and publish and maintain a manual of procedures for the research staff. The director of research and staff attorneys must be graduates of law schools approved by the American Bar Association.





# **III**

## **THE CIRCUIT COURTS**





# THE CIRCUIT COURTS

## JURISDICTION AND ORGANIZATION

The trial level court of general jurisdiction in Illinois is known as the Circuit Court. It has original jurisdiction of all justiciable matters, except: (1) in matters relating to redistricting of the General Assembly and to the ability of the Governor to serve or resume office; (2) where the Supreme Court exercises its discretionary original jurisdiction in cases relating to revenue, mandamus, prohibition or habeas corpus; and (3) by statute, the review of orders of certain State agencies. There are no courts of special or limited jurisdiction in Illinois. (Ill. Const. 1970, art. VI, sec. 9.) No judge of the Circuit Court has the power to review the decision of another and there are no trials *de novo*.

The State is divided into 22 judicial circuits by statute (Ill. Rev. Stat., ch. 37, par. 72.1). Three circuits, Cook County and the 12th and 18th Circuits, consist of a single county. The other 19 judicial circuits are composed of two or more contiguous counties as provided by law. Each judicial circuit has but one unified Circuit Court.

There are two categories of judges in the Circuit Courts: (1) circuit judges and (2) associate judges. All judges must be licensed attorneys. (Ill. Const. 1970, art. VI, sec. 11.) Circuit judges are initially elected, either on a circuit-wide basis or from the county where they reside. (Ill. Rev. Stat., ch. 37, pars. 72.2, 72.42-1.) They serve six year terms. (Ill. Const. 1970, art. VI, sec. 10.) In the Cook County Circuit, circuit judges are elected from the City of Chicago, from the entire county or from the area outside Chicago. (Ill. Rev. Stat., ch. 37, pars. 72.2, 72.42.)

The circuit judges in each circuit select by secret ballot a chief judge from their number to serve at their pleasure. Subject to the authority of the Supreme Court, the chief judge has general administrative authority over his court. (Ill. Const. 1970, art. VI, sec. 7.)

Associate judges are appointed for four year terms by the circuit judges in their respective circuits. (Ill. Const. 1970, art. VI, secs. 8, 10.) Like circuit judges, associate judges may exercise the full constitutional jurisdiction of the Circuit Court. However, Article VI, section 8 of the Constitution directs the Supreme Court to provide by rule for matters to be assigned to associate judges. The Court discharges this responsibility through Supreme Court Rule 295, discussed below.

## 1990 CIRCUIT COURT CASELOAD SUMMARY

The number of cases filed in the circuit courts of Illinois during 1990, excluding "hang-on" (parking) tickets in the First Municipal District (City of Chicago) of the Circuit Court of Cook County, was 4,084,339 compared with 3,851,861 in 1989, an increase of 6%.

The number of cases disposed in 1990 was 4,355,003 compared with 4,203,351 in 1989, an increase of 3.5%. Again these figures exclude "hang-on" (parking) tickets in the First Municipal District (City of Chicago) of the Circuit Court of Cook County.

## 1990 CONFERENCE OF CHIEF CIRCUIT JUDGES

Pursuant to Supreme Court Rule 42, a Conference of Chief Circuit Judges meets regularly to consider problems relating to the administration of the circuit courts and such other matters as may, from time to time, be referred to the Conference by the Supreme Court. As of December 31, 1990, the members of the Conference of Chief Circuit Judges were:

First Circuit:	William A. Lewis
Second Circuit:	Terrence J. Hopkins
Third Circuit:	Charles V. Romani
Fourth Circuit:	Michael R. Weber
Fifth Circuit:	Ralph S. Pearman
Sixth Circuit:	Rodney A. Scott
Seventh Circuit:*	Joseph P. Koval
Eighth Circuit:	David K. Slocum
Ninth Circuit:	Stephen G. Evans
Tenth Circuit:	Robert E. Manning
Eleventh Circuit:	William T. Caisley
Twelfth Circuit:	Herman S. Haase, Vice Chairman
Thirteenth Circuit:	Alexander T. Bower
Fourteenth Circuit:*	Jeffrey E. O'Connor
Fifteenth Circuit:	John W. Rapp, Jr., Chairman
Sixteenth Circuit:*	Michael J. Colwell
Seventeenth Circuit:	Harris H. Agnew
Eighteenth Circuit:	Anthony M. Peccarelli
Nineteenth Circuit:	Bernard E. Drew, Jr.
Twentieth Circuit:	Stephen M. Kernan
Twenty-First Circuit:	James R. Blunk
Cook County:	Harry G. Comerford

During calendar year 1990, the Honorable Howard C. Ryan was the liaison from the Supreme Court of Illinois. In accordance with Supreme Court Rule 42, the Administrative Office of the Illinois Courts is the secretary to the Conference of Chief Circuit Judges. During 1990, the Conference met monthly, except in July and December.

\*Please note that during 1990, the Hon. C. Joseph Cavanagh (Seventh Judicial Circuit), the Hon. L. E. Ellison (Fourteenth Judicial Circuit), and the Hon. Patrick J. Dixon (Sixteenth Judicial Circuit) also held office as chief circuit judges.



## OUT-OF-CIRCUIT ASSIGNMENTS

Article VI, section 16, of the Constitution of the State of Illinois provides the Supreme Court may assign a judge temporarily to any court and an associate judge to serve temporarily as an associate judge on any circuit court. During 1990, a total of 142 circuit and associate judges from 14 downstate circuits were assigned by the Supreme Court to serve, temporarily, in the Circuit Court of Cook County. These assignments, made for weekly periods, totalled 321 judge-weeks of service. Those circuits from which judges were assigned, with the numbers of judges and the total number of judge-weeks shown, are as follows:

1st Circuit	6 judges	13 weeks
2nd Circuit	19 judges	43 weeks
3rd Circuit	7 judges	9 weeks
4th Circuit	17 judges	52 weeks
6th Circuit	5 judges	12 weeks
7th Circuit	10 judges	19 weeks
8th Circuit	15 judges	54 weeks
9th Circuit	15 judges	40 weeks
10th Circuit	9 judges	9 weeks
11th Circuit	7 judges	9 weeks
13th Circuit	11 judges	26 weeks
14th Circuit	7 judges	12 weeks
20th Circuit	9 judges	13 weeks
21st Circuit	5 judges	10 weeks

In the downstate circuits, on the request of the chief judges of 21 circuits, 104 circuit judges from 19 circuits were assigned to serve, temporarily, outside their circuit to hear a total of 103 cases. These assignments were generally made due to the recusal of judges or for the judge presiding in a case to hear the matter in another circuit on a change of venue or change of place of trial.

## RULE 295 ASSIGNMENTS

Article VI, section 8, of the Illinois Constitution of 1970 authorizes the Supreme Court to "provide by rule for matters to be assigned to Associate Judges". In implementing this authority, the Supreme Court has provided in Rule 295 that an associate judge may hear any matter except the trial of criminal cases in which a defendant is charged with an offense punishable by imprisonment for more than one year. However, upon a showing of need, the Supreme Court may authorize the chief judge of a circuit to make temporary assignments of individual associate judges to conduct trials of those criminal cases.

In 1990, the Supreme Court, through its Administrative Director, approved requests from the Chief Judge of the Circuit Court of Cook County to assign 151 individual associate judges to conduct trials of criminal cases in which the defendant may be punished by imprisonment for more than one year. The requests of the Chief Judge were for authorization to assign 142 judges for the period of the entire year.

There were 9 requests to assign judges for a period of six months for each judge.

The Court also approved requests from 20 downstate chief judges for authorization to assign 138 individual associate judges to these criminal cases. The following is a summary of assignment requests and authorizations:

Cook County	142 Associate Judges	each for entire year
	9 Associate Judges	each for 6 months
1st Circuit	1 Associate Judge	for entire year
2nd Circuit	4 Associate Judges	each for entire year
3rd Circuit	3 Associate Judges	each for entire year
	1 Associate Judge	for 6 months
4th Circuit	6 Associate Judges	each for entire year
5th Circuit	1 Associate Judge	for entire year
6th Circuit	2 Associate Judges	each for entire year
	2 Associate Judges	each for 6 months
7th Circuit	5 Associate Judges	each for entire year
	1 Associate Judge	for 3.5 months
8th Circuit	1 Associate Judge	for 6 months
	3 Associate Judges	each for 11 months
9th Circuit	7 Associate Judges	each for entire year
10th Circuit	7 Associate Judges	each for entire year
	1 Associate Judge	for 10 months
11th Circuit	8 Associate Judges	each for entire year
12th Circuit	2 Associate Judges	each for entire year
13th Circuit	3 Associate Judges	each for entire year
14th Circuit	1 Associate Judge	for 3 months
	1 Associate Judge	for 2 months
	1 Associate Judge	for 1 month
15th Circuit	2 Associate Judges	each for entire year
	1 Associate Judge	for 7 months
	4 Associate Judges	each for 2 months
16th Circuit	8 Associate Judges	each for entire year
17th Circuit	4 Associate Judges	each for entire year
	1 Associate Judge	for 10 months
	1 Associate Judge	for 8 months
	3 Associate Judges	each for 4 months
18th Circuit	7 Associate Judges	each for entire year
	2 Associate Judges	each for 9 months
	1 Associate Judge	for 5 months
	3 Associate Judges	each for 3 months
19th Circuit	25 Associate Judges	each for entire year
	2 Associate Judges	each for 6 months
20th Circuit	10 Associate Judges	each for entire year
	2 Associate Judges	each for 6 months
	1 Associate Judge	for 4 months

In terms of judicial manpower made available to preside at the trials of these criminal cases, the numbers of judge-months provided by the above authorizations are 1,751 in Cook County and 1,448 in the downstate circuits.

## JUDICIAL ELECTIONS

### Contested Elections

The Illinois Constitution of 1970, article VI, section 12(a) provides:

"(a) Supreme, Appellate and Circuit Judges shall be elected at general or judicial elections as the General Assembly shall provide by law. A person eligible for the office of Judge may cause his name to appear on the ballot as a candidate for Judge at the primary and at the general or judicial elections by submitting petitions. The General Assembly shall prescribe by law the requirements for petitions."

The results of the November 6, 1990, general election are set forth below. Candidates running for judicial office who were elected are listed below, with their party affiliation and city of residence. A single asterisk (\*) means that the successful candidate was a sitting judicial officer who was elected to "higher" judicial office, e.g., sitting circuit judge elected to a judgeship in the appellate court, and a double asterisk (\*\*) denotes that the successful candidate was a supreme court appointee to judicial office who was successful in the general election; and a cross (+) signifies that the successful candidate was a retired judge who was assigned by the supreme court to active judicial service. Those elected took office December 3, 1990.

### Candidates Elected Judge of Supreme Court

#### First District

(Vacancy of Seymour Simon)  
\*Charles E. Freeman (D., Chicago)  
  
(Vacancy of Daniel Ward)  
\*Michael A. Bilandic (D., Chicago)

#### Third District

(Vacancy of Howard Ryan)  
\*James D. Heiple (R., Pekin)

### Candidates Elected Judge of Appellate Court

#### First District

(Vacancy of R. Eugene Pincham)  
+Joseph Gordon (D., Chicago)  
  
(Vacancy of William Quinlan)  
\*Thomas R. Rakowski (D., Skokie)

(Vacancy of John Stamos)  
\*\*Edward J. Egan (D., Indian Head Pk.)

(Vacancy of John Sullivan)  
\*Jill K. McNulty (D., Chicago)

(Vacancy of William White)  
\*John P. Tully (D., Chicago)

N.B. The White vacancy is the subject of litigation.

#### Second District

(Vacancy of William Hopf)  
\*John J. Bowman (R., Hinsdale)

(Vacancy of George Lindberg)  
\*John L. Nickels (R., Maple Pk.)

#### Third District

(Additional Judgeship A)  
\*Kent Slater (R., Macomb)

(Additional Judgeship B)

\*Michael P. McCuskey (D., Lacon)

### Candidates Elected Judge of Circuit Court

#### Cook County Circuit

(Vacancy of Arthur Cieslik)  
\*Margaret S. McBride (D., Chicago)

(Vacancy of Richard Fitzgerald)  
\*\*Themis Karnezis (D., Chicago)

(Vacancy of Jacques Heilingoetter)  
\*\*Richard J. Elrod (D., Lincolnwood)

(Vacancy of Frank Petrone)  
\*\*Philip L. Bronstein (D., Glencoe)

(Vacancy of Richard Samuels)  
\*\*Thomas P. Durkin (D., Chicago)

(Vacancy of Adam Stillo)  
\*James P. Flannery (D., Chicago)

Inside City of Chicago only

(Vacancy of Roger Kiley)

\*\*James H. Williams (D., Chicago)

N.B. The Williams candidacy is the subject of litigation.

(Vacancy of Blanche Manning)  
Judy I. Mitchell-Davis (D., Chicago)

(Vacancy of John McDonnell)  
\*\*Michael J. Gallagher (D., Chicago)

Outside City of Chicago only

(Vacancy of George Marovich)  
\*\*Bernard Carey (R., South Holland)

(Vacancy of Dean Trafelet)

\*Loretta C. Douglas (R., Palos Heights)

#### First Circuit

(Vacancy of Robert Howerton)  
\*\*Paul Murphy (D., Herrin)

#### Third Circuit

(Vacancy of Philip Rarick)  
\*\*Edward Ferguson (D., Highland)

Madison County only

(Vacancy of Horace Calvo)  
\*\*Nicholas G. Byron (D., Edwardsville)

(Vacancy of Charles Chapman)  
\*\*Phillip J. Kardis (D., Alton)

#### Fourth Circuit

Effingham County only  
(Vacancy of Dennis Berkbighler)  
\*\*Steven P. Seymour (D., Effingham)



**Fifth Circuit**

Clark County only  
(Vacancy of Zollie Arbogast)  
Tracy Resch (D., Casey)

Coles County only  
(Vacancy of William Sunderman)  
\*\*Ashton Waller (R., Charleston)

Cumberland County only  
(Vacancy of James Watson)  
Robert B. Cochonour (R., Casey)

**Sixth Circuit**

Champaign County only  
(Vacancy of Creed Tucker)  
\*John G. Townsend (R., Champaign)

**Seventh Circuit**

(Vacancy of John Russell)  
Thomas P. Carmody (D., Carlinville)

(Additional Judgeship)  
\*Sue E. Myerscough (D., Springfield)

Greene County only  
(Vacancy of Thomas Roady)  
James W. Day (R., Carrollton)

Jersey County only  
(Vacancy of Claude Davis)  
\*Thomas G. Russell (D., Elsah)

Morgan County only  
(Vacancy of Gordon Seator)  
\*\*J. David Bone (R., Jacksonville)

Scott County only  
(Vacancy of Richard Mann)  
\*\*Ronald F. Robinson (R., Winchester)

**Eighth Circuit**

(Vacancy of Edward Dittmeyer)  
\*Mark A. Schuering (D., Quincy)

Pike County only  
(Vacancy of Cecil Burrows)  
Michael R. Roseberry (R., Pittsfield)

**Tenth Circuit**

Peoria County only  
(Vacancy of Richard Eagleton)  
Richard E. Grawey (D., Peoria)

Putnam County only  
(Vacancy of James Bumgarner)  
Scott A. Shore (D., Granville)

**Thirteenth Circuit**

Grundy County only  
(Vacancy of Robert Wren)  
\*\*Richard R. Wilder (R., Morris)

**Fourteenth Circuit**

Whiteside County only  
(Vacancy of L.E. Ellison)  
\*Dan A. Dunagan (D., Morrison)

**Fifteenth Circuit**

Jo Daviess County only  
(Vacancy of Harold Nagel)  
William A. Kelly (R., Galena)

**Sixteenth Circuit**

(Vacancy of Marvin Dunn)  
\*\*Michael J. Colwell (R., Aurora)  
(Vacancy of Joseph McCarthy)  
\*\*Gene Nottolini (R., South Elgin)

DeKalb County only  
(Vacancy of Rex Meilinger)  
John W. Countryman (R., Hinckley)

(Additional Judgeship)  
\*Douglas R. Engel (R., Hinckley)

Kendall County only  
(Additional judgeship)  
\*Grant S. Wegner (R., Yorkville)

**Seventeenth Circuit**

Winnebago County only  
(Vacancy of John Layng)  
Ronald L. Pirrello (D., Roscoe)

**Eighteenth Circuit**

(Vacancy of Robert McLaren)  
\*\*John J. Nelligan (R., Glen Ellyn)  
(Vacancy of Robert Nolan)  
\*\*Michael R. Galasso (R., Bloomingdale)

**Nineteenth Circuit**

Lake County only  
(Vacancy of Lawrence Inglis)  
\*\*Stephen E. Walter (R., Grayslake)

**Twentieth Circuit**

(Vacancy of Richard Hudlin)  
\*\*Michael J. O'Malley (D., Belleville)

St. Clair County only  
(Vacancy of Richard Goldenhersh)  
\*\*Jerome F. Lopinot (D., Cahokia)

**Judicial Retention Election**

The 1970 Constitution, article VI, section 12(d), provides that an elected judge may seek to be retained in judicial office upon expiration of the judge's term of office. The affirmative vote of 3/5ths (60%) of the electors voting on the question shall elect the judge to the office for a term.

The results of the retention ballot of the November 6, 1990, general election are as follows:

## **Appellate Court Judges**

### **First Judicial District**

Hon. Daniel J. McNamara, 74.16%

Hon. William S. White, 66.82%

N.B. The White candidacy is the subject of litigation.

### **Second Judicial District**

Hon. Philip G. Reinhard, 72.66%

Hon. George W. Unverzagt, 68.59%

### **Third Judicial District**

Hon. James D. Heiple, 75.72%

### **Fifth Judicial District**

Hon. Moses W. Harrison, 64.81%

Hon. Thomas M. Welch, 64.20%

### **Circuit Court Judges**

Cook County Judicial Circuit

Hon. Wayne R. Andersen, 74.47%

Hon. James M. Bailey, 71.39%

Hon. Peter Bakakos, 71.67%

Hon. Edwin M. Berman, 73.59%

Hon. Walter B. Bieschke, 72.21%

Hon. Robet V. Boharic, 63.43%

Hon. Anthony J. Bosco, 71.34%

Hon. John M. Breen, Jr. (deceased) 70.84%

Hon. Henry A. Budzinski, 73.30%

Hon. David Cerda, 72.05%

Hon. Robert E. Cusack, 73.48%

Hon. Glynn J. Elliott, Jr., 64.56%

Hon. Robert D. Ericsson, 72.37%

Hon. Thomas E. Flanagan, 74.70%

Hon. Kenneth L. Gillis, 74.04%

Hon. Francis W. Glowacki, 70.47%

Hon. Myron T. Gomborg, 71.00%

Hon. Leonard R. Grazian, 72.37%

Hon. James J. Heyda, 73.04%

Hon. John N. Hourihane, 72.23%

Hon. E. C. Johnson, 72.38%

Hon. Michael Jordan, 74.08%

Hon. Richard H. Jorzak, 63.15%

Hon. Daniel J. Kelley, 73.93%

Hon. Herman Knell, 73.16%

Hon. Walter J. Kowalski, 75.36%

Hon. Franklin I. Kral, 70.92%

Hon. Rosemary D. LaPorta, 75.29%

Hon. Leonard L. Levin, 69.29%

Hon. Daniel J. Lynch, 74.09%

Hon. Robert G. Mackey, 51.76%

Hon. Carl McCormick, 74.69%

Hon. Angelo D. Mistretta 56.80%

Hon. Anthony S. Montelione, 71.12%

Hon. James E. Murphy, 64.45%

Hon. Gerald S. Murphy 58.43%

Hon. Donald P. O'Connell, 74.61%

Hon. William P. Prendergast, 73.85%

Hon. David J. Shields, 52.07%

Hon. Frank M. Siracusa, 71.56%

Hon. Dean J. Sodaro, 72.58%

Hon. Pasquale A. Sorrentino, 56.34%

Hon. Harold W. Sullivan, 73.60%

Hon. James E. Sullivan, 74.82%

Hon. Lucia T. Thomas, 55.95%

Hon. Michael P. Toomin, 73.58%

Hon. John P. Tully, 51.08%

Hon. Willie Whiting, 67.58%

Hon. James A. Zafiratos, 71.07%

### **First Judicial Circuit**

Hon. Michael J. Henshaw, 65.20%

Hon. George Oros, 64.18%

Hon. Stephen L. Spomer, 66.25%

Hon. James R. Williamson, 66.55%

### **Second Judicial Circuit**

Hon. Philip B. Benefiel, 62.28%

Hon. Don A. Foster, 62.39%

Hon. Terrence J. Hopkins, 63.49%

Hon. Lehman Krause, 57.61%

Hon. Loren P. Lewis, 64.54%

Hon. David L. Underwood, 63.47%

### **Fourth Judicial Circuit**

Hon. Arthur G. Henken, 61.65%

Hon. Vernon Plummer, 58.94%

Hon. Rolland F. Tipsword, 69.97%

Hon. William R. Todd, 65.64%

Hon. Michael R. Weber, 67.66%

### **Fifth Judicial Circuit**

Hon. Joseph R. Spitz, 73.08%

### **Sixth Judicial Circuit**

Hon. Frank W. Lincoln, 74.72%

### **Seventh Judicial Circuit**

Hon. Richard J. Cadagin, 77.49%

Hon. Raymond L. Terrell, 74.99%

### **Eighth Judicial Circuit**

Hon. Dennis K. Cashman, 77.72%

Hon. Robert W. Cook, 77.46%

Hon. Lyle E. Lipe, 74.69%

Hon. Fred W. Reither, 76.97%

Hon. Robert L. Welch, 78.05%

### **Ninth Judicial Circuit**

Hon. Scott I. Klukos, 74.77%

Hon. Daniel J. Roberts, 76.51%

### **Tenth Judicial Circuit**

Hon. Robert J. Cashen, 73.35%

Hon. Donald C. Courson, 75.25%

### **Eleventh Judicial Circuit**

Hon. Keith E. Campbell, 54.39%



**Twelfth Judicial Circuit**

Hon. Herman S. Haase, 70.52%

Hon. Angelo F. Pistilli, 62.80%

**Fourteenth Judicial Circuit**

Hon. Joseph Beatty, 73.78%

Hon. Robert W. Castendyck, 70.98%

**Fifteenth Judicial Circuit**

Hon. Francis X. Mahoney, 75.56%

Hon. John W. Rapp, Jr., 78.91%

**Sixteenth Judicial Circuit**

Hon. Patrick J. Dixon, 71.71%

**Eighteenth Judicial Circuit**

Hon. Carl F.J. Henninger, 70.05%

Hon. John S. Teschner, 70.27%

**Nineteenth Judicial Circuit**

Hon. Henry L. Cowlin, 71.01%

Hon. Bernard E. Drew, Jr. 72.16%

Hon. Fred A. Geiger, 72.93%

Hon. Charles F. Scott, 73.10%

Hon. Michael J. Sullivan, 73.47%

**Twentieth Judicial Circuit**

Hon. Dennis J. Jacobsen, 64.61%

Hon. Stephen M. Kernan, 71.28%

Hon. William B. Starnes, 63.18%

**Twenty-First Judicial Circuit**

Hon. Robert L. Dannehl, 79.91%

Hon. Wayne P. Dyer, 76.38%

**THE CLERK OF THE CIRCUIT COURT**

Pursuant to article VI, section 18(b) of the Illinois Constitution of 1970, the General Assembly shall provide by law for the election, or for the appointment by circuit judges, of clerks of the circuit courts and for their terms of office and removal for cause. Current law provides that one clerk of the circuit court shall be elected in each county for a term of four years.

In addition to performing the usual duties incumbent upon a clerk (e.g., attending sessions of the court; preserving the files and papers thereof; making, keeping and preserving complete records of all the proceedings and determinations, etc.) circuit clerks receive and distribute to their respective county, to various local governmental entities and to various funds in the state treasury, millions of dollars, annually, in fees, fines, penalties, assessments, and surcharges. Clerks also receive and disburse each year thousands of payments ordered by the courts in matters of child support and maintenance while maintaining for the court complete and accurate records of those accounts.

Circuit clerks regularly provide information, statistical data, and other reports requested by the Supreme Court, and their respective courts, on the state of the dockets and the business transacted by the courts, as well as other matters pertinent to the efficient operation of the courts.

# **IV**

## **THE JUDICIAL CONFERENCE**





# THE JUDICIAL CONFERENCE

The Illinois Constitution provides, in section 17 of article VI, that there shall be "an annual judicial conference to consider the work of the courts and to suggest improvements in the administration of justice". Supreme Court Rule 41 implements section 17 by establishing membership in the Conference, creating an Executive Committee to assist the Court in conducting the Conference, and appointing the Administrative Office of the Illinois Courts as secretary to the Conference.

The Judicial Conference membership includes the Supreme Court Justices, Appellate Court judges and all Circuit Court judges. The Supreme Court appoints six judges from Cook County and six judges from outside Cook County to serve three year terms on the Executive Committee.

Executive Committee members during 1990 were:

Hon. William Cousins, Jr., Chair  
Hon. Alexander T. Bower, Vice Chair  
Hon. Michael C. Close  
Hon. John L. Davis  
Hon. Charles J. Durham  
Hon. James C. Murray  
Hon. Philip J. Rarick  
Hon. Joseph Schneider  
Hon. Charles F. Scott  
Hon. David J. Shields  
Hon. John M. Teleen  
Hon. George W. Unverzagt  
Hon. William G. Clark, Liaison

During 1990, the Executive Committee:

- Selected the site, topics and faculty for the 1990 annual program of the Illinois Judicial Conference.
- Monitored the work of the Associate Judge Seminar Coordinating Committee in the planning of the annual Associate Judge Seminar.
- Monitored the work of the Subcommittee on Judicial Education in planning the yearly Regional Seminar Series.
- Monitored the work of the Subcommittee on Judicial Education in planning and presenting the annual New Judge Seminar.
- Monitored the work of the Committee on Legislation.
- Monitored the work of the Study Committee on Juvenile Justice.
- Monitored the work of the Study Committee on the Operation of the Judicial System.
- Monitored the work of the Study Committee on Complex Litigation.
- Monitored the work of the Study Committee on the Authority To Remove Judges From Active Status.

## 1990 ANNUAL MEETING OF THE ILLINOIS JUDICIAL CONFERENCE

The thirty-seventh annual meeting of the Judicial Conference was conducted on Wednesday — Friday, August 22-24, 1990 at the Chicago Marriott Hotel in Chicago.

At the Conference's opening session, Judge William Cousins, Jr., Chair of the Executive Committee, welcomed the attendees. The Memorials Committee Chair and Vice Chair presented memorial resolutions for the Illinois judges who had died in the past year. Chief Justice Thomas J. Moran presented a "state of the judiciary" address at the dinner session on the opening evening. Supreme Court Justice Horace L. Calvo presided at the Thursday luncheon program honoring recently retired judges and acknowledging new judges.

Six different topics were offered during the Conference. Each presentation was two and one-half hours in length. The topics were:

Civil Practice  
Conduct of a Jury Trial  
Criminal Law  
Evidence  
Judicial Ethics and Conduct  
Remedies

Each of the topics was presented by committees comprised of judges assisted by professor-reporters from various law schools. Attendance at the Judicial Ethics session was mandatory for all attendees.

## 1990 ASSOCIATE JUDGE SEMINAR

The annual Associate Judge Seminar program is prepared by a coordinating committee appointed by the Executive Committee with the approval of the Supreme Court. The Associate Judge Seminar Coordinating Committee for the 1990 program was comprised of the following judges:

Hon. James J. Wimbiscus, Chair  
Hon. Michael J. Murphy, Vice Chair  
Hon. Terrence J. Brady  
Hon. Eugene Campion  
Hon. R. Peter Grometer  
Hon. William J. Hibbler  
Hon. Daniel M. Locallo  
Hon. Sheila Marie O'Brien  
Hon. Julia M. Nowicki  
Hon. Thomas G. Russell  
Hon. Timothy J. Slavin  
Hon. Marjan P. Staniec  
Hon. William Cousins, Jr., Liaison



The Associate Judge Seminar was presented at the Marriott Hotel in Chicago on Wednesday — Friday, March 14-16, 1990.

At the opening session on Wednesday afternoon, Judge James J. Wimbiscus, Chair of the Associate Judge Seminar Coordinating Committee opened the seminar and Judge William Cousins, Jr., addressed the attendees. Judge Michael J. Murphy, Vice Chair, moderated the program honoring retired, deceased, and new associate judges at the Thursday luncheon. Dean Nina Appel of Loyola University School of Law delivered the luncheon address.

Six topics were prepared and presented by committees of judges assisted by law professors. Each seminar attendee elected to attend three topics. Attendance at the session on Judicial Ethics and Conduct was mandatory. The topics presented at the Seminar were:

Case Management	Equitable Powers
Criminal Law	Judicial Ethics and Conduct
Domestic Relations	Traffic

### 1990 REGIONAL SEMINAR PROGRAMS

The Judicial Conference conducted seven regional seminar programs during 1990. Each followed a two and one-half day format. The regional programs were selected, planned and monitored by the Subcommittee on Judicial Education and approved by the Executive Committee and the Supreme Court. The Committee was comprised of:

Hon. Robert L. Carter, Chair  
 Hon. Thomas E. Hoffman, Vice Chair  
 Hon. Brent F. Carlson  
 Hon. Rita B. Garman  
 Hon. Robert S. Hill  
 Hon. Dom J. Rizzi  
 Hon. Dean J. Sodaro  
 Hon. Wayne C. Townley  
 Hon. Charles Durham, Liaison

The programs offered during 1990 were:

Date	Program Title	Location
January 18-20	Criminal Law	Lisle
February 15-17	Medical Malpractice	Oak Brook
April 5-7	Criminal Law	Bloomington
April 26-28	Jury Management in Civil and Criminal Cases	Collinsville
May 17-19	Literature and the Law	Urbana
November 15-17	Children in the Law	Rockford

The two seminars on Criminal Law presented issues that occur frequently in the course of a criminal trial and suggested practical solutions. Seminar faculty consisted of:

Hon. Robert H. Howerton, Chair  
 Hon. Thomas R. Fitzgerald  
 Hon. Thomas A. Hett  
 Hon. Robert J. Steigmann  
 Prof. James P. Carey  
 Prof. Richard S. Kling

The seminar on Medical Malpractice addressed expert witnesses and Rule 220, special evidentiary problems, hospital liability, the Medical Studies Act, the Discovery Rule and the Statute of Limitations, informed consent, and limiting instructions. Faculty for the seminar were:

Hon. Dom J. Rizzi, Chair  
 Hon. Charles W. Chapman  
 Hon. Lester D. Foreman  
 Hon. Robert S. Hill  
 Hon. George S. Miller  
 Prof. Jane H. Locke  
 Prof. Michael J. Polelle

The seminar on Jury Management in Civil and Criminal Cases focused on the practical aspects of conducting a fair jury trial, giving examples of good practice and problems that affect the fairness and efficiency of a jury trial. The program was presented by:

Hon. Robert L. Carter, Chair  
 Hon. Alan W. Cargerman  
 Hon. Earl E. Strayhorn  
 Hon. James S. Sullivan  
 Hon. Warren D. Wolfson  
 Prof. James P. Carey  
 Prof. Thomas F. Geraghty

The seminar on Literature and the Law gave participating judges the opportunity to explore the major societal, cultural, philosophical, and legal issues around judging and justice through the reading, analysis and discussion of major works of literature. The literary selections for this seminar were: Euripides "Medea"; Walter Van Tilburg Clark, *The Ox-Bow Incident*; Norval Morris, "The Brothel Boy"; Guy de Maupassant, "Boule De Suif". The program was presented by:

Hon. Kenneth L. Gillis, Chair  
 Hon. Walter B. Bieschke  
 Hon. Brent F. Carlson  
 Hon. Roy F. Lawrence  
 A. G. Webber, III, Esq.  
 Prof. William T. Braithwaite  
 Prof. Marc R. Kadish

The seminar on Children In the Law presented together for the first time a number of different areas in which children are involved, allowing participants to view similarities and differences in approach and in the substantive law. The seminar sought building an awareness of special problems of children, increased knowledge of the various areas of substantive law, and sharpened decision-making skills and techniques in each of the areas. Among the issues to be considered were:

custody and visitation, adoption-paternity, juvenile law, criminal law, and children as witnesses. The program was presented by:

Hon. Robert W. Cook, Chair  
Hon. Carol A. Kipperman

Hon. James A. Lanuti  
Hon. Susan Snow  
Prof. Diane Geraghty  
Prof. Julie Nice





**V**  
**THE COURTS COMMISSION**





# THE COURTS COMMISSION

Since July 1, 1971, disciplinary proceedings against judicial officers in Illinois have been bifurcated. The Judicial Inquiry Board composed of lay persons, lawyers, and judges, conducts investigations against judges, files formal voted complaints against judges with the Courts Commission, and prosecutes those complaints before the Commission. The five judges who comprise the Commission hear those complaints, make findings, and enter dispositive orders of dismissal or of imposition of sanctions. A judge may be disciplined by removal from office, suspension with or without pay, retirement, censure or reprimand. Pursuant to rule of the Commission, the Administrative Director is the Commission secretary. For further information on the history of judicial discipline in Illinois, see the *1975 Annual Report to the Supreme Court of Illinois*, pages 60-65 and the Prefatory Note, 1 Ill. Cts. Comm., pages ix-xxii.

The judicial officers who have been appointed as members of the judicial disciplinary entities are, as of December 31, 1990:

## **Appointed by the Supreme Court to the Judicial Inquiry Board:**

Circuit Judge Harold L. Jensen, Sixth Judicial Circuit  
Circuit Judge Edward G. Finnegan, Cook County Circuit

## **Appointed by the Supreme Court to the Courts Commission:**

\*Supreme Court Judge Benjamin K. Miller (chairman)  
\*Circuit Judge James C. Murray, Cook County Circuit  
\*Circuit Judge Rodney A. Scott, Sixth Judicial Circuit  
Circuit Judge Arthur L. Dunne, Cook County Circuit (alternate)  
Circuit Judge Bernard E. Drew Jr., Nineteenth Judicial Circuit (alternate)

## **Appointed by the Appellate Court to the Courts Commission:**

\*Appellate Court Judge Francis S. Lorenz, First Judicial District  
\*Appellate Court Judge Allan L. Stouder, Third Judicial District  
Appellate Court Judge David Linn, First Judicial District (alternate)  
Appellate Court Judge Frederick S. Green, Fourth Judicial District (alternate)

\*Present members of the Courts Commission.

During the period July 1, 1971 through December 31, 1990, the Judicial Inquiry Board had filed 49 formal complaints with the Courts Commission. The dispositions of the complaints by the Commission were as follows:

Respondents removed from office	— 3
Respondents suspended without pay	— 11
Respondents censured	— 4
Respondents reprimanded	— 10
Complaints dismissed	— 17
Commission order expunged by Supreme Court	— 1
Complaints pending	— 3

During 1990, the Courts Commission decided one complaint which had been filed in 1989. Two formal complaints were filed by the Judicial Inquiry Board in 1990. The 1990 activities of the Illinois Courts Commission were as follows:

(1) Complaint 88 CC 1 charged a judge of the Appellate Court of Illinois, First District, with willful misconduct in office and with conduct that is prejudicial to the administration of justice and that brings the judicial office into disrepute. The complaint alleged that the respondent engaged in political activity in violation of the Standards of Judicial Conduct as set forth in Illinois Supreme Court Rule 67.

The respondent resigned from judicial office, effective December 6, 1989; however, the complaint has not yet been dismissed, as of the end of the year.

(2) Complaint 89 CC 1 charged a Cook County circuit judge, in a four-count complaint, with conduct that is prejudicial to the administration of justice and that brings the judicial office into disrepute in that he, during his service as a judge, made the acquaintance of a certain attorney in a law firm, who had as a client a car rental company; that, during 1978, 1980, 1981 and 1982, the respondent contacted and arranged with the attorney for the use of rental cars in New York City, Florida and Ireland; that the attorney paid for the rental of the cars and the respondent did not pay for the cars' rental; that, while the attorney himself did not represent litigants before the respondent, the attorney's law firm did; and that the law firm contacted the respondent concerning compliance with jury summonses. The complaint alleged that the respondent violated Supreme Court Rules 61(c)(4), 61(c)(22), 61(c)(23), and 65.

On February 9, 1990, the Commission found that the respondent violated Rules 61(c)(4), 61(c)(22) and 61(c)(23), and imposed the penalty of a two-month suspension without pay.

(3) Complaint 90 CC 1 charged an associate judge of the Seventh Judicial Circuit, in a one-count complaint, with conduct that is prejudicial to the administration of justice and that brings the judicial office into disrepute in that he, during the early morning hours of August 4, 1989, was observed asleep in a car in front of a tavern and shortly thereafter, while driving the car, was stopped by a deputy sheriff for improper lane usage; that respondent had been drinking alcohol and was under its influence when he was stopped; and that the respondent failed to cooperate with the deputy sheriff when asked to exit his car and submit to a field sobriety or breathalyzer test. The complaint alleged that the



respondent violated Supreme Court Rules 61 and 62(A).

The Commission is expected to hear the case during the summer of 1991.

- (4) Complaint 90 CC 2 charged a Cook County circuit judge, in a seven-count complaint, with willful misconduct in office and conduct that is prejudicial to the administration of justice and that brings the judicial office into disrepute in that he, during his 1990 primary election campaign for the Democratic nomination for judge of the First District Appellate Court, authorized and approved certain campaign advertisements which were published in Chicago and Chicago-area newspapers and said advertisements were "inaccurate, misleading, and cast doubt upon his capacity to decide

impartially issues that may come before him" (copies of the advertisements were attached as exhibits to the complaint and, in general, stated that the judge is "tough on crime and taxes", citing examples of how he, as a judge, was "tough on crime and taxes" and "highly qualified"); and that he failed to properly oversee his campaign finances by not establishing a responsible campaign committee, by issuing checks for campaign expenses from his personal account, and by engaging in conduct to avoid the Illinois campaign disclosure laws. The complaint alleged that the respondent violated Supreme Court Rules 61, 62(A), 67(A)(4), 67(B)(1)(a) and (c), and 67(B)(2).

The Commission is expected to hear the case during the summer of 1991.

# **VI**

## **THE ADMINISTRATIVE OFFICE**



THE UNIVERSITY OF CHICAGO

# THE ADMINISTRATIVE OFFICE OF THE ILLINOIS COURTS

## INTRODUCTION

The Administrative Office of the Illinois Courts (see Appendix B for historical development) is established pursuant to article VI, section 16 of the Constitution of 1970, to assist the Chief Justice to carry out his duties in exercising the administrative and supervisory authority of the Supreme Court over all the courts. As that authority encompasses every aspect of the judicial system, the functions of the Administrative Office cannot be exhaustively delineated. However, these functions generally include personnel and fiscal management, continuing judicial education, maintenance of records and statistics, service as secretary to the committees and other organizations, liaison activity with the legislative and executive branches, management of court facilities and equipment, administration of programs under several Supreme Court Rules, research and planning. (Compare 1974 A.B.A. Standards Relating to Court Organization (Standard 1.41) (responsibilities of state court administrative offices).) Within each of these categories fall the specific duties of the Administrative Office which are reported in greater detail in this chapter.

Other functions of the Administrative Office are explained separately below. The office is charged by Supreme Court Rule 21(d) with keeping filed copies of Appellate Court and Circuit Court rules. Pursuant to Supreme Court Rule 68, the Administrative Director is the custodian of verified statements of economic interest which are filed by Illinois judges for the years prior to April 30, 1987. Sealed statements filed under this rule may be opened only by the Supreme Court or by the Illinois Courts Commission when specifically authorized by the Supreme Court for use in proceedings of the Commission. Parties to an action may request from the Administrative Director information from unsealed lists concerning businesses in which a judge or members of his or her immediate family have a financial interest.

The Administrative Director and his staff appear before the appropriation committees of the General Assembly to testify concerning the State judicial budget, and they are frequently called upon to advise the judiciary committees on proposed legislation affecting the courts. They also address civic groups, bar associations, legislative commissions and court reform groups concerning court administration and the structure and operation of Illinois' unified court system. The educational responsibilities of the office additionally include answering telephone and mail inquiries from the general public about the court system.

Citizens, judges, lawyers, court administrators from other states, and persons from foreign nations visit the Adminis-

trative Office and the Illinois courts. One task of the Administrative Office is to explain the Illinois court system to them and arrange visits to courthouses and with judges. The office can also arrange for Illinois judges to visit the State's penal institutions in order to foster a greater understanding of the correctional system.

From 1978 through 1980 the work of the Administrative Office was expanded with the addition of two divisions. In 1978, a Probation Division was created to establish standards and provide salary subsidies for probation officers. The Supreme Court approved the addition of Judicial Management Information Services to the Administrative Office in late 1980. This staff plans and coordinates the installation of automated recordkeeping systems throughout the court system.

During the reorganization of the Administrative Office, which took place in 1988, these two divisions were retained and five new divisions were created. These new divisions were the Administrative Services Division, the Court Services Division, the Judicial Branch Education Division, the Legal Services Division and the Planning, Research and Special Projects Division (which was abolished in December, 1990 and its duties were assumed by other divisions).

## JUDGE CUNNINGHAM BECOMES DIRECTOR OF THE ADMINISTRATIVE OFFICE

On July 15, 1990, Hon. Joseph F. Cunningham became the Administrative Director of the Administrative Office, his appointment having been announced by the Illinois Supreme Court on June 28th. Judge Cunningham had been a judicial officer from 1965 to 1988, including many years as chief judge of the 20th Circuit and, from September 16, 1987 to December 4, 1988, as a justice on the Supreme Court. Judge Cunningham, who succeeded Samuel D. Conti, served as the Supreme Court's liaison to its Rules Committee. He brought a wealth of judicial and court administration experience to the office of Administrative Director.

## THE ADMINISTRATIVE SERVICES DIVISION

The Administrative Services Division is responsible for the following areas: voucher processing, budgeting, auditing, reprographics, personnel, payroll and labor relations. During 1990, the division was headed by an associate director of finance and an associate director of personnel.



## Finance

The voucher processing unit of the Administrative Services Division worked to implement recommendations resulting from the audit of the Supreme Court by the office of the Auditor General. Recommendations, both formal and informal, to bring about compliance with statutes and the Comptroller's Uniform Statewide Accounting System (CUSAS) were then used to draft formalized procedures regarding voucher processing.

After considerable research, a decision was made to automate voucher processing using the Department of Central Management Services' Generalized Accounting System (GAS II). The Administrative Services Division plans to implement the system in fiscal year 1992, which begins July 1, 1991. The system will be evaluated after implementation to determine if the system will meet the needs of the Supreme Court.

The Property Control and Inventory Procedures Manual was approved by the Supreme Court and distributed to Supreme and Appellate court offices as well as divisions of the Administrative Office and select circuit court locations. Work continued in the statewide retagging of state-owned judicial branch equipment. In addition to retagging, which corrected the cumbersome multiple numbering systems previously used, a newly developed automated property control tracking system was implemented in 1990. This automated system, using the new unified numbering, produces a variety of inventory reports and allows more efficient tracking of state-owned assets.

## Personnel

At the beginning of the year, the personnel unit and staff from the JMIS Division completed requirements for the automation of the payroll system. The payroll for judicial officials was for the first time submitted to the Comptroller for processing via magnetic tape in February, and by June 1, 1990, all monthly and semimonthly payrolls were converted from the manual process to the electronic data processing system.

The automated system made possible the implementation of direct deposit whereby payroll funds are electronically transferred to the employee's financial institution. Direct deposit eliminates the mailing of a paper warrant which can be lost, stolen or accidentally destroyed.

In 1990, the Supreme Court adopted leave of absence policies for state-paid employees serving the Supreme, Appellate and Circuit courts. Staff of the personnel unit and Court Services Division conducted employee orientation sessions in the various offices explaining the policies and procedures and responding to transitional issues.

The personnel unit provided technical assistance to judicial branch managers in the areas of classification, compensation,

recruitment, selection, discipline, discharge, other employment actions and general personnel policies.

## Labor Relations

During 1990, the Administrative Office's labor relations function was performed on a full-time basis by two attorneys with the assistance of a legal secretary and law clerk. Part-time service was provided by two employees of the personnel unit. Services to chief judges, circuit clerks and other judicial branch managers were rendered in the following substantive labor areas: "at-will" employment, retaliatory discharge, union-management relations, unlawful employment discrimination, including claims based upon handicap, race and sex, and constitutionally based employment claims.

Labor relations advice was also provided to AOIC staff and various judicial branch managers on an ad hoc basis. Cases involving labor and employment matters were litigated in different forums.

## Facilities

The Administrative Office of the Illinois Courts, as the administrative arm of the Supreme Court, is responsible for the operation and maintenance of capital facilities housing the Supreme and Appellate Courts.

The four buildings operated and maintained under the authority of the Supreme Court of Illinois are:

Building	Location	Date Constructed
Supreme Court	Springfield	1908
Second District Appellate Court	Elgin	1967
Third District Appellate Court	Ottawa	1858
Fifth District Appellate Court	Mount Vernon	1854

Judges' chambers and accommodations, law libraries, professional and clerical support offices, and the Supreme and Appellate Courts are housed in these four state-owned buildings. These structures contain over 80,000 square feet of space.

The Fourth District Appellate Court is housed with the Supreme Court in Springfield. The Supreme Court and First District Appellate Court occupies leased space in the Richard J. Daley Center in Chicago. The Third and Fifth District Appellate Court buildings are listed in the National Historic Register and are preserved and displayed for the public.

During 1990, the Supreme Court, along with the First District Appellate Court, continued the planning process for relocation from the Daley Center to the State of Illinois Building at 160 N. LaSalle in Chicago. The Courts worked with the Capitol Development Board, Holabird & Root Architects and the Department of Central Management Services concerning this project.



During 1990, an amount of \$364,000 was appropriated to replace windows which had deteriorated in the Third and Fifth District Appellate Court buildings and to improve handicapped accessibility.

### **Central Services**

The central reproduction capability of the AOIC now occupies its own separate facility in Springfield. It has been combined with a central supply and mail operation. This center functions as the reproduction center for AOIC divisions having high volume copying requirements.

Forms design capability has been added as a service provided to all AOIC divisions. In the future, it is hoped that the graphics capability of the Administrative Services Division can be expanded through the use of computer graphics and other tools which will enhance the report production activities of the AOIC.

The use of a leased mini-van has allowed messenger/utility staff greater flexibility in mail, messenger and supply activities. It has also allowed the AOIC to undertake, in a more economical fashion, the movement of furniture and materials between AOIC Springfield locations and the AOIC Chicago office location, as well as other court facilities.

Through the acquisition of leased storage space, the Administrative Services Division can now store and inventory surplus property from office locations to be reused in other office locations as needs arise.

Receptionist services at all AOIC locations have been reorganized and placed in the Division. This was done to standardize and improve telecommunications services and building security at all locations.

### **COURT SERVICES DIVISION**

In 1987, the Supreme Court of Illinois established the Court Services Division to strengthen trial and appellate court operations in Illinois. This objective is accomplished through ongoing communications with the courts, provision of technical assistance and the development of Supreme Court initiatives. Program areas of the division include circuit clerk liaison, statistical reporting, mandatory arbitration, court reporting, child support, victim services, jury management, records management, automated disposition reporting, court security and recordkeeping manuals.

#### **Automated Disposition Reporting**

The Automated Disposition Reporting (ADR) program is an automated process for circuit clerks to report court dispositions through the AOIC to the Secretary of State and the Department of State Police on magnetic computer tape in lieu of paper. Due to statutory changes, AOIC's ADR processing, record layouts, and programming must undergo a complete rewrite no later than April, 1992. To facilitate the rewrite and

to address other possible ADR court case reporting services, the Court Services Division is assuming an increasingly active role in project management, liaison activities and user support in this joint effort with the Judicial Management Information Services Division (JMIS).

In conjunction with the ADR Program, Court Services maintains the Offense Code Table (OFT). The OFT is updated annually and functions as an integral part of the ADR program. Plans for a 1992 rewrite of the OFT will include sequential code assignment, semi-annual table updates, Secretary of State Indicator updates, and planning for OFT code removal procedures. Future efforts may include acceptance of approximately 50 additional counties, which use software developed by private vendors, into the ADR process.

### **Child Support**

In 1990, the Legislature passed and the Governor signed into law, P.A. 86-1401, providing for an expedited child support process. For consideration by the Supreme Court of Illinois, representatives from the Child Support Advisory Committee and the Illinois Supreme Court Rules Committee drafted proposed Supreme Court rules to implement the expedited process in those circuits electing to adopt such a process.

In March, 1990, the Illinois Supreme Court designated the Conference of Chief Circuit Judges as the representative of the Judicial Branch to negotiate with the Illinois Department of Public Aid (IDPA) regarding a proposed statewide child support automation system for Illinois. Although there are many issues to be addressed, linkage of existing circuit clerk computers with the proposed state-wide system has been a subject of considerable discussion with IDPA.

The division provides technical and administrative support to counties authorized to operate under Supreme Court Rule 296. Counties operating under the Rule include DeWitt, Douglas, Morgan, Wayne and Piatt. In 1991, a personal computer based child support case management system is to be pilot tested in Piatt County. Other initiatives will include evaluation of child support collections in those counties operating under Rule 296, meetings with circuit clerks regarding child support enforcement and possible expansion of the Rule 296 program to other counties.

### **Circuit Clerk Services**

The circuit clerk services unit maintains ongoing communications with the 102 circuit court clerks throughout Illinois, responding to inquiries regarding new legislation, records retention policies, recordkeeping procedures and overall circuit clerk programming. This unit works with the Secretary of State's office, the Illinois State Police, Department of Conservation Law Enforcement and other agencies of state government concerning state level policies and procedures affecting circuit clerk operations.



## **Court Reporting Management**

Activities related to the management of Official Court Reporters include: court reporter proficiency testing and certification; continuing liaison with official reporters and their representatives; collection and monitoring of information pertaining to transcript income; the evaluation of various court reporting technologies; and assistance in the design and conduct of court reporter training.

In early 1990, staff of the Court Services Division completed a comprehensive study of the state's court reporting system. The study addressed a variety of related operational and management issues and offered specific recommendations to improve court reporting in Illinois.

During 1990, six official court reporter proficiency examinations were offered; three in Chicago and three in East Peoria. Several times each year, as required by statute, the Administrative Office administers these examinations to test the proficiency of persons interested in becoming official court reporters, and of incumbent official reporters who wish to attain a higher rating. The Administrative Office also administered two computer proficiency examinations for official court reporters. Both were held in Chicago. This examination allows incumbent official reporters to demonstrate their proficiency in using computer-aided transcription (CAT). Those who pass this examination are eligible to receive a higher rate of compensation as "computer proficient" court reporters.

Also in 1990, staff of the Court Services Division assisted the Judicial Branch Education Division in planning and conducting three regional seminars on issues in court reporting. Seminars were held in Decatur, Mt. Vernon and Chicago. Among the topics presented were: computer-aided transcription; the role of the court reporter in the appeals process; ethical issues; personal security; and an overview of the AOIC study on court reporting.

## **Court Security Program**

In 1990, sixteen (16) physical court security analyses were completed and reports generated for trial courts in the following counties: Adams, Brown, Cass, DuPage, Fulton, Grundy, Hancock, Henderson, Jackson, Menard, McLean, Rock Island, Schuyler, Warren, Wayne and Williamson. Furthermore, on-going technical assistance concerning security hardware, security staffing, and general security planning was provided to the Third and Fourth District Appellate Courts, Vermilion County, McLean County, and the 160 North LaSalle Capital Development Board (CDB) Project.

The court security program conducted four seminars on security management and security awareness for judges, court administrators and county law enforcement officers. Also in 1990, the first security awareness seminars were held for circuit clerks.

## **Maintenance of Eavesdropping Reports**

Articles 108A and 108B of the Code of Criminal Procedure of 1963 refer to the use of eavesdropping devices and to the reporting of such use to the Illinois General Assembly. Use of eavesdropping devices must be authorized by a circuit court judge upon application by a state's attorney. In conjunction with the Illinois Department of State Police, with which the Administrative Office shares reporting requirements, the "Report to the General Assembly on the Use of Eavesdropping Devices During 1989" was filed with the General Assembly on April 30, 1990. The information contained therein was obtained from reports submitted by Illinois state's attorneys and chief circuit judges.

Reports on 501 applications for authorization of eavesdropping during 1989 were filed with the Administrative Office. Only one application was reported denied. As a result of this use of eavesdropping devices, 106 trials were completed and 164 convictions obtained. Twenty-four reports indicated that motions to suppress were made relative to the use of eavesdropping devices. Of these 24 motions, only 2 (.4% of all authorized uses) were granted.

Controlled substance offenses were the most common reason for requesting an order authorizing eavesdropping. Of 501 applications, 373 (74%) were for controlled substance violations. Drug enforcement agencies accounted for 49% of the applications. The remainder were requested by state's attorneys, sheriff departments and local law enforcement agencies.

## **Judicial Committee Support**

The Court Services Division provides on-going staff support to the Conference of Chief Circuit Judges and its various subcommittees; the Illinois Judicial Conference Study Committee on the Operation of the Judicial System; the Supreme Court Study Committee on Mediation of Child Custody, Support and Visitation Disputes; and, the Supreme Court Alternative Dispute Resolution Coordinating Committee. Staffing of these judicial committees typically involves the following: (1) preparation of meeting agendas; (2) preparation of meeting minutes and reference materials; (3) follow-up correspondence documenting committee action; (4) drafting and conducting surveys and producing subsequent reports; and, (5) drafting proposed guidelines and standards in various court areas.

## **Jury Management**

Support of jury management initiatives continued in 1990. Projects included:

- approximately 113,000 handbooks for petit and grand jurors were printed and distributed to the circuit courts;
- a workshop was held to assist jury managers to implement the new merged source list statutes;



- automated merged source lists were provided to 86 counties and order forms for the 1991 merged jury source list production were distributed;
- a directory of jury management related court personnel was compiled for distribution to all circuit courts; and,
- the preliminary evaluation of the JURY+ pilot sites resulted in favorable reviews of the system, to date.

### **Mandatory Court-Annexed Arbitration Program**

The Supreme Court's efforts to devise a high quality court-annexed arbitration system have spanned nearly the entire decade of the 1980's, and public officials representing all branches of Illinois government as well as the general public have been consulted in the design process. With the support of the General Assembly and the Governor, the Illinois Supreme Court has devised and implemented a mandatory court-annexed arbitration system for selected circuit courts. Arbitration was operational in 1990 in the circuit courts of Winnebago, DuPage, Lake and Cook counties. Expansion of the program in the future will occur with Supreme Court approval in the areas of the state where there is a demonstrable need, provided sufficient public funding is available to support expansion efforts.

In 1990, each circuit except Cook County began the year with an inventory of cases not terminated in the previous year. Winnebago County began the year with 391 pending cases, 968 cases were added, 1058 cases were processed and removed from the arbitration calendar, and 803 cases were pending at the end of the year. In DuPage County, 992 cases were pending at the start of the year, 3937 cases were added, 3427 cases were processed and removed, and 1502 were pending at the end of the year. Lake County began the year with 380 pending cases, 2472 cases were added, 2357 cases were processed and removed, and 495 cases were pending at the close of the year. In the Circuit Court of Cook County, 5364 cases previously pending in that court's law division were transferred to arbitration and subsequently set for hearing. Of the cases set for hearing, 3683 cases were processed and removed from the arbitration calendar and 1681 cases were left pending at the end of 1990.

A commonly cited measure of performance in court-annexed arbitration programs is the extent to which awards are accepted by the litigants as the final resolution of the case. In Winnebago and Lake counties, 22% of the arbitration awards rendered in 1990 were rejected. In DuPage County, this number was slightly higher at 26%. In the Circuit Court of Cook County, rejections were filed in 30% of the cases receiving a hearing.

Even more telling than the rejection rate is the frequency with which cases heard in arbitration must later be tried in the circuit court. Only a small number of arbitration-eligible cases actually go to trial after arbitration even though awards in an appreciable number of cases may have been rejected.

In Lake and Winnebago counties, 10% of the total cases heard in arbitration went on to trial in the circuit court. In DuPage County, 15% of total cases heard in arbitration went on to trial in the circuit court. Trial data was unavailable from the Circuit Court of Cook County.

The case management capabilities offered by mandatory court-annexed arbitration are as important as the cost saving potential for courts and litigants. Because cases must be set for hearing within one year from the date of filing, careful attention must be paid to the age of pending law suits in order to identify those matters whose unique circumstances may contribute to a delay in processing at any of the various stages of the arbitration process. In some instances, delay from filing to hearing to final disposition is unavoidable and even necessary to insure fairness if a particular lawsuit is unusually complicated. Nevertheless, the arbitration process is structured to monitor caseflow so that standard time elapsed from filing to termination is met for all but the extraordinary minority of eligible cases. Activity reported by the circuit courts of Lake, DuPage and Winnebago counties indicates that cases are indeed proceeding to hearing and ultimately to final disposition in a deliberate and timely manner.

### **Records Management**

During 1990, records management staff conducted studies of record storage practices in several circuit clerks' offices. The studies typically began with an inventory of all records stored by a clerk, both current and disposed; this often included case files and bound volumes dating back to the organization of the county. Based upon the inventory, various storage options were presented to the clerk, depending upon the requirements of statutes and the *Manual on Recordkeeping*: microfilm and transfer to Illinois Regional Archives Depository; microfilm and destroy; destroy without filming; continue to maintain in paper form. The ultimate goal of these studies was to free up space for clerks to use for future record storage. In conducting these studies, records staff were able to assess the impact of the recordkeeping requirements of the *Manual on Recordkeeping* on clerks' offices, with the idea of possible revision in the future. Staff also monitored the potential of relevant technology, particularly optical disk storage and retrieval, with respect not only to court files but to administrative recordkeeping generally.

### **Statistical Reporting**

Maintenance of an accurate and timely statistical reporting system is one of the primary responsibilities of any state court administrative office. Staff responsible for this critical function compile, post and analyze caseload and financial information provided by the clerks of the Illinois courts. This information, which is set forth in this annual report, is available for general reference, research purposes and related court improvement efforts. Recent efforts to improve the statistical reporting sys-



tem have included revisions to selected data collection forms, review of statistical report submissions to ensure the integrity of information and necessary follow-up contact with clerks of the courts. Future measures will involve: (1) enhanced automation support; (2) possible submission of statistics to the AOIC by a computer diskette and/or telecommunications; (3) further analysis of statistics to assess trends, future needs of the judicial branch, etc.; and, (4) increased liaison activities with the circuit courts through field visits and ongoing communications.

### **Technical Assistance**

Through cooperation with other divisions of the Administrative Office, the Court Services Division provides technical assistance in various facets of trial and appellate court operations. Typically, requests for technical assistance are initiated by presiding judges or circuit clerks facing problems in records management, court security, automation, case processing, etc. In response to such requests, the Administrative Office dispatches project teams to the courts, where staff work on-site with local court officials to identify problems and possible solutions. As a follow-up to the field work, written reports are prepared setting forth site visit findings, problems analysis and recommendations.

### **Trial Court Administration Program**

The overall goal of the trial court administration program is to foster professional management support to courts in administering the non-judicial functions of the court and to enhance liaison and coordination activities between the Administrative Office and the state's 22 circuits. To this end, the Division holds regular meetings with trial court administrators and administrative assistants regarding administration of the trial courts. Additionally, under the direction of the Supreme Court, funding and administrative support is provided for trial court administrators in the First and Seventh Judicial Circuits.

### **Victim Issues**

The principal focus of this unit is in the area of family violence. Highlights of the year included the following: (1) providing technical assistance to the Abuse and Empowerment Subcommittee of the Supreme Court Mediation Committee, (2) directing a project for the 9th Judicial Circuit that consisted of developing a multi-system symposium on domestic violence and a follow-up family violence advisory council, (3) serving on an advisory committee to the Domestic Violence Project of the Rural Justice Center, and, (4) participating on the Illinois Attorney General's Task Force on Domestic Violence Protocol.

## **EXECUTIVE OFFICE**

The Supreme Court of Illinois acts not only as the final forum to resolve judicial disputes, but also as the administrator of the State's judicial system. The Administrative Office of the Illinois Courts, headed by the Administrative Director, serves at the pleasure of the Supreme Court to assist in the daily operations of the Judicial Branch. At the nucleus of the Administrative Office is the Executive Office, composed primarily of the Administrative Director, the Deputy Director and the Intergovernmental Relations Unit.

The Director has responsibility for a variety of administrative duties delegated by the Supreme Court. He prepares administrative materials for the Supreme Court's review. The Director also acts as a teller of judicial elections by compiling and tabulating votes to fill associate judge vacancies by an elective process among the circuit judges. Pursuant to rule of the Courts Commission, the Director is the Commission Secretary. The Executive Office staff compiles and maintains biographies on all Illinois judges for the use of the Supreme Court.

In addition, the Director oversees and continually apprises the Supreme Court of the varied activities performed by the staff of the Administrative Office. These specific programs are identified within the divisional synopses in this report.

The Deputy Director is second in command of the Administrative Office and, in the Director's absence, assumes control of the office on behalf of the Director. The Director keeps the Deputy Director fully informed regarding matters in which the Administrative Office is involved and seeks his counsel on most matters before taking action or making recommendations to the Court. The Deputy Director represents the Administrative Office in any situation in which the Administrative Director is unable to do so. While each Assistant Director in each division sets the work goals for employees in his or her division, the Deputy Director is responsible for the day-to-day operations of the Chicago office, regardless of the specific division to which any individual is assigned. The Deputy Director serves as Secretary to the Supreme Court Rules Committee and the Supreme Court's Ad Hoc Committee on Civil Discovery Procedures.

The Director, along with the Intergovernmental Relations Unit, interacts with the Legislative Branch of State Government. Specifically, the Administrative Director presents the annual appropriation request and offers subsequent testimony before the Appropriations Committees in both the House and the Senate. The Director also communicates with members of both Legislative and Executive Branches on issues involving substantive matters supported by the Supreme Court.

## **INTERGOVERNMENTAL RELATIONS UNIT**

The Intergovernmental Relations Unit, located within the Executive Office, works closely with the Director and the operating divisions within the Administrative Office on mat-



ters which involve the Legislative and Executive Branches of state government. The unit acts as a legislative clearinghouse to provide information and legislative updates to the Supreme Court, the Administrative Office and the judges of the State.

The Intergovernmental Relations Unit assists the Director in communicating the budgetary needs and legislative positions of the Supreme Court to the Legislative and Executive Branches through meetings with legislators and their staff and testimony at committee hearings. The Legal Division of the Administrative Office complements this role by drafting bill analyses and answering technical and legal questions concerning bills introduced in the General Assembly. The unit also provides an understanding of the actions and focus of the General Assembly and other parts of state government to members of the Judicial Branch and identifies possible areas of support for or resistance to Supreme Court legislative initiatives.

In cooperation with the Legal Division, the unit prepares a draft of the Annual Report of the Supreme Court to the General Assembly. The Supreme Court reviews the draft and gives approval to the final language of this constitutionally mandated report.

The experience and expertise of personnel within the Judicial Branch is relied upon extensively in the preparation of legislative materials and in the conducting of briefings on legislative matters for the Supreme Court, the Administrative Director, the Conference of Chief Circuit Judges and the Legislation Committee of the Illinois Judicial Conference. This last named committee is staffed by the Intergovernmental Relations Unit.

## JUDICIAL BRANCH EDUCATION DIVISION

In recognition of the importance of providing interrelated, system-wide education and training for elected court officers and judicial branch employees, the Administrative Office established the Judicial Branch Education Division in 1988. Nineteen ninety was the Division's second full year of operation. The Division has responsibility for providing programs for judges, probation personnel, administration and technical personnel, circuit clerks and court reporters.

The mission of the Judicial Branch Education Division is to contribute to the professional excellence of judicial officers and court personnel through offering superior continuing education and training which enhances the administration of justice in Illinois.

### Judicial Training and Continuing Professional Education

An important function of the Judicial Branch Education Division is to provide staff support to the Illinois Judicial Conference in the administration of education programs. Judicial Education staff serve the Executive Committee, the

Subcommittee on Judicial Education, the Associate Judge Seminar Coordinating Committee, and the various topical committees established to develop the judicial program topics and format. A description of the Illinois Judicial Conference work appears in the Judicial Conference chapter of this annual report.

All judicial education training programs have been carefully planned to meet the professional education needs of judicial officers throughout their careers. Judicial training has as its goal the establishment and maintenance of the highest level of judicial competence and public service to the citizens of Illinois.

## Court Administration and Technical Training

During 1990, the Administrative Office continued to conduct education and training for judges and court staff with administrative responsibilities. These programs provided practical information to assist administrators in providing for the efficient operation of the Illinois courts. Programs in 1990 focused on security management and court supervision of case progress. The annual workshop for court reporters addressed their role in the appeal process and ways to enhance transcript production.

The following programs were conducted during 1990:

Date	Program Title and Major Topics	Location
February 8-9	Court Security Management	Decatur
December 5-6	<ul style="list-style-type: none"> <li>• legal issues related to court security</li> <li>• components of a court security plan</li> <li>• judicial protection</li> </ul>	Urbana
May 30-31	Security Awareness in the	Decatur
June 27-28	Circuit Clerk's Office	Oak Brook
	<ul style="list-style-type: none"> <li>• proper handling of revenue, files, evidence</li> <li>• proper response to threatening incidents</li> <li>• computer security issues</li> </ul>	
June 15	Current Issues in Court Reporting	Decatur
June 22	• role of the court reporter	Mt. Vernon
June 30	in the appeal process	Chicago
	<ul style="list-style-type: none"> <li>• speed building techniques and conflict solutions</li> <li>• ethical issues in court reporting</li> </ul>	
Oct. 31-Nov. 1	Basic Issues in Caseload Management	Decatur
	<ul style="list-style-type: none"> <li>• characteristics of effective case management</li> <li>• undertaking a caseload improvement project</li> <li>• differentiated case management</li> </ul>	



## 1990 Study Committee

The Executive Committee accepted the following report:

The Executive Committee accepted the final report of the Study Committee on the Authority To Remove Judges From Active Status. The report and the Executive Committee recommendations were forwarded to the Supreme Court ...

## JUDICIAL MANAGEMENT INFORMATION SERVICES

### Summary of Services

The services of the Judicial Management Information Services Division (JMIS) to the Illinois courts and support units are as follows:

- Provide consultation in systems, word processing, office automation, and personal computer usage including:
  - Automation planning
  - Requirements definition
  - Computer procurement
  - System evaluation
  - System selection
  - Personal computer hardware and software maintenance
  - Personal computer hardware and software user training
  - Information clearinghouse.
- Procure and install microcomputers and related equipment, software, and communications in response to user needs.
- Develop, install, train users, and maintain application systems for specific courts and administrative units.
- Maintain and enhance system software capabilities to ensure full functionality of computers.
- Ensure efficient and modern communications between computers in courts throughout state and JMIS computers in Springfield and Chicago.
- Integrate above computer and communications technologies to ensure efficient, non-redundant automation statewide.
- Operate JMIS computers in Springfield and assist in operation of Chicago computer.
- Coordinate and assist with committees relating to court automation.

Separate case processing systems support the Supreme Court and Appellate Court, and during 1990, a new system was being developed for the Appellate Court. Both current systems run on IBM 4300 computers at the Administrative Office in Springfield (Supreme Court and downstate Appellate Court districts) and the Daley Center (Appellate Court First District). Personal computers are used extensively in both courts for word processing, to access the IBM computers, to access legal reference services, for an increasing number of microcomputer database applications in the clerks and judges

offices, and to send filed Appellate Court opinions to the Reporter of Decisions from the downstate districts.

In the project to develop the new Appellate Court system, during 1990 a plan was developed and much discussion ensued regarding the five-year development period shown in the plan and other problems that have adversely affected progress. An effort to identify and correct those problems and to shorten the development period was begun during the year. The shortage of staff was exacerbated by several key resignations. Nevertheless, progress continued and additional staff, including an appropriately qualified project director, were in the process of being hired.

Given the autonomy of the circuit courts, JMIS will attempt to facilitate suitable levels of automation and to prepare for more integration of systems and computers in the future by (1) providing consultation in such areas as planning, requirements definition, system evaluation, and computer procurement; (2) helping the circuit courts obtain price discounts with vendors of major case processing software products and the computers on which these products run; (3) evaluating exemplary systems (e.g., for court and probation case processing, jury management) and related technologies (e.g., bar coding, attorney access to court records using telecommunications) through pilot sites that permit system and vendor performance to be observed in operational settings; and (4) providing direct programming support to activities that benefit courts statewide.

Circuit court autonomy has resulted in the use of different types of computers and systems around the state. In addition to systems built in-house by specific courts, there are at least six software products from commercial vendors in use (i.e., systems known as JMIS, GAVEL, Thornber, CORTS, SUSTAIN, and Fidler and Chambers). These systems run on a variety of computers from IBM, Unisys, and other vendors. Additional systems exist to address functions such as probation, jury management, and child support.

During 1990, principal efforts in the circuit courts centered around implementing a circuit-wide SUSTAIN pilot site in the Ninth Judicial Circuit, assisting in implementing pilot sites in LaSalle and McHenry counties to evaluate the JURY+ jury management software and hardware, implementing the merging of voter and driver registration lists as a basis for jury selection in each county, and helping Sangamon County develop a long range automation plan.

Currently, the circuit courts in eight counties (Cook, DuPage, Kane, Lake, McHenry, Peoria, Sangamon, and St. Clair) submit traffic disposition data on magnetic tape to the Administrative Office for processing and submission to the Secretary of State and State Police. During 1990, this project began expanding to encompass submission of criminal (felony) disposition data to be processed at the Administrative Office and relayed to the State Police, submission of traffic and criminal data on diskettes for circuit courts equipped with IBM System/36's, and telecommunication of data from



counties equipped with IBM and Unisys microcomputers. This is an ongoing project that is designed to include all counties and serve as precursor for statewide summary case data reporting from which management and statistical reports can be generated. The project is coordinated by a statewide user group. During 1990, most efforts were directed at maintaining smooth operations in the eight counties where the project is currently implemented, redesigning the system to accommodate several statutory changes, working with the user group, and implementing criminal reporting in Cook County.

In the Administrative Office, systems exist to support payroll and property management. Systems are being developed and implemented to support timekeeping, personnel, vouchering, and financial management. Except for some parts of financial and property management which are run on the Administrative Office Wang minicomputer and vouchering, which is provided through the state GASII system on an Executive Branch computer, these systems are run on the IBM 4300 computer in Springfield. Personal computers are used extensively throughout the Administrative Office for word processing, other desktop functions (e.g. spreadsheets, database applications), and office automation in conjunction with the Wang minicomputer.

Most automation efforts in the Administrative Office have been devoted to fine-tuning the payroll system, developing the timekeeping system, arranging for a vouchering capability using GASII, and doing the preliminary work that will result in several network-based personal computer applications in the Probation Division.

To provide a more accessible data repository and easier systems development, JMIS has implemented IBM's SQL/DS relational database management system which will be the basis for most future systems development. During 1990, JMIS began investigating system development tools that will supplement SQL/DS and will enhance staff productivity.

To accommodate the additional systems and databases to be developed and run on the mainframe computers, additional disk storage was installed on the new IBM 4381 computer in Springfield. Also begun in 1990, is a migration to a more powerful set of system and communications control software and hardware to accommodate a movement toward a statewide data repository and communications.

A major long-term initiative for JMIS will be to establish a statewide telecommunications capability that will link all of the courts to Administrative Office computers. This will feed information into a statewide data repository, will relieve the courts of the burden of submitting manual reports, will place vastly greater quantities of information at the disposal of those who manage and monitor the activities of the courts, and will yield tremendous savings to the entire judicial branch. The first step is complete; it consisted of modernizing the capabilities of personal computers throughout the Supreme Court and Appellate Court to permit easier and more standardized

communications with each other and with the mainframe computers on which the Supreme Court and Appellate Court systems are run. As a by product, legal reference services such as WESTLAW and LEXIS can be accessed directly from many of these personal computers thereby saving the costs of leasing terminals. The second step in the telecommunications initiative is an outgrowth of automated disposition reporting described above in which submissions currently are limited to eight counties and are accomplished by sending data on magnetic tape through the mail. To achieve needed expansion of disposition reporting and to facilitate the telecommunications initiative, a migration from the labor-intensive magnetic tape method to entirely electronic transmissions using modern telecommunications is envisioned.

In addition to the constantly expanding number of installed personal computers and related equipment and software, a concerted effort is being made to put to even greater use the more than 450 personal computers that are now installed in the offices of judges, clerks, legal researchers, and AOIC personnel. Expanded uses of personal computers that are being investigated include increased access to data that reside in other mainframe and personal computers, additional personal computer-based systems and software package usage, more intra-office communications and device sharing, and the capability for users to define and obtain reports from their personal computers without programmer intervention. During 1990, a major effort was begun to replace most personal computer printers with more modern printers throughout the Supreme and Appellate Courts and Administrative Office. In addition to the \$53,000 discount received on these newer printers, their use is expected to save over \$70,000 annually in maintenance costs.

To improve services provided by JMIS, information centers have been instituted in Chicago and Springfield for users in those respective areas. The centers are designed to standardize the processing of requests for JMIS services.

During 1990, other activities included ongoing research to evaluate and keep abreast of the ever-changing mainframe and microcomputer hardware, software, and applications technologies. Major efforts were also underway to evaluate recent word processing and spreadsheet software and systems printers. Software to enhance system security was obtained and installation was begun. JMIS staff participated, usually as ex officio members or advisors, in several software user groups and court automation committees.

## LEGAL SERVICES DIVISION

Court administration at the State level was formalized in 1959 when the legislature created the court administrator's office; its successor, the Administrative Office of the Illinois Courts, was conferred with constitutional status with the adoption of the 1962 judicial article amendment to the 1870



Constitution, and that status was retained in the 1970 Constitution.

During the early years of its existence, the office was, and still is, located in Springfield, the headquarters, and in Chicago. It operated as a unitary organization, *i.e.*, one without divisional structure, until the early 1960's when an accounting unit was created. In the late 1970's and early 1980's, a Probation Division and a Judicial Management Information Systems Division were created. In 1988, the present organizational configuration came into being: Executive Office and seven, now, as of December 1, 1990, six divisions.

### Historical AOIC Attorney Functions

Prior to 1988, especially the period 1959–1981, AOIC lawyers, as deputy and assistant directors and staff attorneys, were intimately involved in nearly every aspect of the office's operation. The lawyers were expected to perform functions assigned, whether they be of a legal, administrative, or other nature. The "generalist" lawyers performed diverse functions, in most instances, working closely with the State judiciary. These functions included, for example: management of official court reporters; overseeing the collection and analysis of court statistics generated by the Circuit Court of Cook County; staffing the Illinois Judicial Conference Executive Committee, annual and regional seminars, New Judge Seminar, study committees, Judicial Education Subcommittee, Legislative Subcommittee, and so forth; author and/or editor of annual reports of the Judicial Conference and AOIC; staffing the Conference of Chief Circuit Judges, and Supreme Court committees such as the Rules Committee, delay in criminal appeals, etc.; draft and distribute to the judiciary analyses of Illinois Supreme Court opinions and legislation enacted into law; assist the Director with his legislative liaison duties; assist the Supreme Court in drafting its annual report to the legislature; act as the Director's liaison with the Attorney General's office; administer certain Supreme Court rules; assist the Director in his capacity as secretary to the Illinois Courts Commission, including acting as a reporter of the Commission's decisions. Some of these responsibilities continue to be reposed in lawyers in the Legal Services Division; many have been transferred to other divisions where, in most instances, nonlawyers, but otherwise professionally trained staff, are executing the duties.

### Creation of the Legal Services Division

In early 1988, a part of the lawyer and related support staff was placed under the supervision of the Deputy Director. In July 1988, the Legal Services Division was created, and it began full operation as a separate division in September, 1988. The Division's Assistant Director is located in Chicago and the Division's Associate Director is located in Springfield. At the end of 1990, the Division consisted of: in Chicago, two attorneys and one legal secretary as well as the Assistant

Director; in Springfield, one attorney, a legal assistant and a legal secretary, as well as the Associate Director. Also, in the Court Services Division, a research attorney/court analyst position was created in 1989 and the attorney holding that position was placed, until mid-1990, under the Legal Services Division's supervision when he performs legal research.

### Duties of the Division

With the formation of the Legal Services Division, traditional legal services are now performed in a more structured setting than existed prior to the organization of the Division. When requested, the Division lawyers provide "in-house" legal assistance to other AOIC divisions and, when solicited, advice to judicial and nonjudicial officers or employees within the judicial branch. In 1990, the Division processed 138 formal and formal supplemental requests for legal assistance. Such requests have covered a wide range of subjects, including, for example, review of professional service contracts, data processing contracts, leases for office space for judges and AOIC staff, and memoranda on a broad range of legal matters.

The Division's lawyers continued to provide staff support to a number of judicial committees, including during 1990:

- Judicial Conference Study Committee on Complex Litigation
- Administrative Committee of the Illinois Appellate Court
- Supreme Court Blue Ribbon Committee to Study the Attorney Registration and Disciplinary Commission (discharged in 1990)
- Supreme Court Committee on Post-Conviction Review of Death Sentences
- Supreme Court Oversight and Planning Committee for a Judicial Performance Evaluation Program
- Ad Hoc Article V Committee of the Conference of Chief Circuit Judges
- Judicial Conference Study Committee on Juvenile Justice
- Supreme Court Ad Hoc Committee to Study the Organization and Function of the Illinois Judicial Conference

Also, Division lawyers staff the internal AOIC committee, Juvenile Justice Coordination Work Group.

During 1990, the Assistant Director continued, as he has since 1975, to provide the judiciary with analyses of selected Illinois Supreme Court opinions and recent legislation enacted into law. He also, as he has since 1973, authored and edited the *Bench and Bar Newsletter*, published monthly by the Illinois State Bar Association and distributed to all Illinois judges. Attorneys in the Division provided legal research and analysis of issues arising from the Auditor General's audit; representation of the judicial branch of State government in the negotiations for purchase of real property for the Appellate Court of the Third Judicial District; represen-



tation in the negotiations of a lease for the arbitration facilities for the Circuit Court of Cook County and oversight of payouts and contract compliance in connection with remodeling of the facilities; an analysis of the proposed Illinois Rules of Professional Conduct and Code of Judicial Conduct identifying inconsistencies between the Rules and Code which the Supreme Court addressed in later amendments; and other legal services not in the course of ordinary duties.

Prior to September 1987, legislation of interest to the Supreme Court was analyzed and tracked by the Associate Director, the then staff attorney in the Springfield office. With the creation of an Intergovernmental Relations Unit, the tracking and legislative liaison work is no longer a part of the Division's responsibilities. However, a major part of the workload of the Legal Services Division during each legislative session is the analysis of legislation being monitored by the Supreme Court, the Conference of Chief Circuit Judges and the Judicial Conference Subcommittee on Legislation. The analyses are drafted by the Legal Assistant in the Springfield office, with lawyer oversight. In July 1990, the Division instituted a formal system of logging requests for analyses of legislation. Excluding scores of earlier requests, 30 requests were received during the last six months of 1990.

Duties of the Legal Services Division, which have been in place for a number of years and continue under the reorganization, include the administration of Supreme Court Rules 215(d) (impartial medical experts) and 711 (licensing of senior law students), assignment of downstate judges to Cook County, and liaison with the Attorney General's office in providing legal representation to judges sued in their official capacity.

Some of the duties of the Legal Services Division briefly mentioned here, as well as some other duties for which it is responsible either in whole or in part, are:

- The Courts Commission (track cases and act as reporter of decisions)
- Annual Meeting of the Illinois Appellate Court (act as secretary)
- Administration of Supreme Court Rule 215(d) Impartial Medical Experts
- Administration of Supreme Court Rule 711 Representation by Supervised Senior Law Students or Graduates
- Administration of Supreme Court Rule 39 Appointment of Associate Judges (act as teller of elections for Cook County Circuit Court associate judge elections)
- Annual Report of Supreme Court to General Assembly (assist Court in determining legislative recommendations)
- Distribution of Supreme Court Opinion and Legislative Summaries (author all summaries)
- Out-of-Circuit Assignments (administer program assigning downstate judges to Cook County Circuit Court)

- Legislation Affecting the Courts (author summaries of public acts)
- Appendix — Genealogy of Judges of the Illinois Supreme Court (compiled original genealogy)
- Judicial Elections and Judicial Retention Election (compile election and retention results)

### **Central Legal Research Program**

In 1988, the Supreme Court approved the Administrative Director's recommendation to establish an experimental central legal research unit within the Division to assist trial judges with legal research in pending cases. Beginning on January 1, 1989, the program was offered to trial judges in the 5th Appellate District which is composed of the 1st, 2nd, 3rd, 4th, and 20th judicial circuits. Forty-eight requests were received during the period from January 1, 1989, to December 31, 1989, and 31 were received during January 1, 1990, to August 1, 1990. Memoranda of law were prepared for issues covering such diverse topics as mechanic's liens, bankruptcy, statutory construction, inherent powers of judges, due process, interrelationship of criminal and civil law, collateral estoppel, and *res judicata*. As part of the program, the trial judges are asked to evaluate the quality and utility of the service. An overwhelming majority of the trial judges responding have found the program to be useful for complex civil or criminal cases. Although well received by the judges, the Supreme Court directed that the service end in August 1990, and the Division's legal resources were directed to addressing internal legal needs.

### **Legal Staff Coordination**

As stated above, many of the duties of the lawyers in the Legal Services Division had been transferred to other divisions where, in most instances, nonlawyers but otherwise professionally trained staff, are executing the duties. In 1989, those divisions added licensed lawyers to their staff. These lawyers, although not in attorney positions, provide additional resources to the Legal Services Division when needed. At those times, these lawyers are under the supervision of a lawyer in the Legal Services Division and the general supervision of the Assistant Director of the Legal Services Division. During 1990, many of the duties transferred began returning to the lawyers in the Legal Services Division.

### **PLANNING, RESEARCH & SPECIAL PROJECTS DIVISION**

Although staff in this division served in many ad hoc capacities, Planning, Research and Special Projects had three defined functions. The first was to serve as the primary resource for the tabulation, analysis and dissemination of the monthly caseload statistics filed by the trial and appellate courts. The second was to conduct research and prepare



reports on issues of concern to the courts. The third was to monitor the availability of federal funding sources and to facilitate applications for funds by Illinois courts.

### **Caseload Statistics**

Throughout 1990, three reports were submitted monthly to the Division by the clerks of the circuit courts. These reports indicated the numbers of new filings, dispositions and pending cases, the number of Law Jury cases terminated by verdict and felony dispositions and sentences in each county. Staff traveled to various trial courts to work with clerks in the preparation of these reports. Division staff used these reports to respond to inquiries concerning Illinois judicial branch statistics from the trial courts themselves, the media (as referred by the Public Information Officer), members of the bar, other state courts, executive branch agencies and the public.

Division equipment and data entry capabilities were used to tabulate reports submitted by Illinois probation departments. The results were provided to the AOIC Probation Division for its use and analysis.

Division staff continued to support the activities of the Statistical Review Committee. During 1990, drafts of the Committee's findings and recommendations were circulated for review and comment by the Committee members. Submission of the final report to the Supreme Court, entitled "Statistics Review Committee", was submitted on May 14, 1990.

### **Research and Program Assistance**

During 1990, the Division continued to initiate projects on a divisional basis and to respond to requests for assistance and additional resources from other Administrative Office divisions, the circuit courts and judicial committees.

Mental health initiatives included the continuation of grants and projects in the Circuit Court of Cook County and the 14th Circuit (Rock Island County) designed to provide specialized case management services to mentally ill and/or developmentally disabled offenders on probation. These projects were funded by grants from the Illinois Department of Mental Health and Developmental Disabilities and the Illinois Planning Council on Developmental Disabilities, respectively. A second initiative was a national analysis of the financing of those mental health services provided to the state trial courts. Finally, the Division, in conjunction with the Judicial Branch Education Division and the Institute for Mental Disability and the Law (NCSC), developed and distributed two manuals on court/mental health system interactions. These manuals, one for each system, were designed to increase the level of understanding between these significantly different systems in order to improve the quality of the numerous interactions which occur.

A major project was begun in 1989 in cooperation with the Probation Division. This project was designed to create the first complete profile of the population of adult and juvenile offenders sentenced to probation in Illinois. The final report, entitled "Who Is On Probation?" was published in May, 1990. The research prepared for this paper is still being used for criminal justice research purposes.

The Planning, Research and Special Projects Division prepared and delivered testimony on substance abuse issues to the Illinois Criminal Justice Information Authority.

Working with the Illinois Department of Public Health and the Probation Division, guidelines for dealing with AIDS in the courts were developed during 1989. Prepared at the request of the Conference of Chief Circuit Judges, these guidelines reviewed all statutory requirements for AIDS testing and recommended policies and procedures for courts and probation offices dealing with AIDS cases. The guidelines, entitled "AIDS Guidelines for the Illinois Circuit Courts", were published on January 19, 1990 and were distributed to all courts and probation offices. Division staff represented the Administrative Office on the Illinois AIDS Inter-Agency Task Force.

Jury management projects continued in 1990. On-going pilot test site evaluations of a model automated jury management system continued in LaSalle and McHenry counties. A preliminary evaluation of Phase One of the project found positive results which were submitted to the Conference of Chief Judges in September, 1990.

Enactment of Public Act 86-491 required that all counties, except Cook County, use a juror source list that combined licensed drivers and registered voters. To assist trial courts without local data processing capabilities to meet the requirement for a merged jury source list, Planning, Research and Special Projects Division staff continued to work with the JMIS Division to provide courts with these source lists.

Orders were again taken for petit and grand jury handbooks. Through the reproduction capabilities of the Department of Central Management Services, the Administrative Office printed handbooks which were delivered to the circuit courts for distribution. Over 112,000 handbooks were distributed to Illinois courts in 1990.

The last *Report to the Illinois General Assembly on the Use of Eavesdropping Devices* from the Administrative Office, as required by statute, was submitted in April, 1990. Pursuant to PA 86-1226, this responsibility was transferred to the Illinois State Police.

"Findings" was a publication of the Administrative Office prepared and distributed by the Division. The purpose of this publication was to provide data and analyses concerning issues of importance to the Illinois courts. "Findings" issued during 1990 included:

- The Impact of Drug and Alcohol Abuse on Probation Caseloads; and



- New Technology Strengthens Probation.

Planning, Research and Special Projects Division staff worked on many projects and contributed to reports in conjunction with staff from other Administrative Office divisions. General technical assistance included production of computerized graphics, desktop publishing capabilities, development of spreadsheets and data bases, survey design and data tabulation. Assistance was provided to Judicial Branch Education, Court Services, Administrative Services and Probation divisions. Examples included forms design for probation studies, tabulation of program evaluations of Administrative Office workshops and seminars, tables, maps and graphs for such projects as personnel studies, legislative presentations, a survey of circuit clerks, intensive probation studies, juvenile detention projects and child support studies.

### **Monitoring Federal Funds**

Sources of federal funds available to the state courts include the State Justice Institute, the Administrative Office of the United States Courts, the Department of Justice and subordinate offices such as the Office of Juvenile Justice and Delinquency Prevention (OJJDP) and the Bureau of Justice Assistance (BJA), as well as other specifically targeted federal funds. In this capacity, the Division functioned as a clearinghouse for information and coordinated such applications, providing technical assistance to the trial courts as needed. An example of these efforts was the assistance offered to trial courts in securing Federal Anti-Drug Abuse Act funds for substance abuse programs.

Due to reorganization, the Planning, Research and Special Projects Division was dissolved on December 1, 1990 and division staff and functions were reassigned to other divisions.

## **PROBATION SERVICES DIVISION**

Section 15 of the "Probation Officers Act" provides: "The Supreme Court of Illinois may establish a Division of Probation Services whose purpose shall be the development, establishment, promulgation, and enforcement of uniform standards for probation services in this State, and to otherwise carry out the intent of this Act" (i.e., Ill. Rev. Stat., ch. 38 par. 204-7). Consistent with its statutory responsibility, the mission of the Probation Services Division is to improve the quality, effectiveness, and professionalism of probation and related court services in Illinois. In carrying out this mission, the Division's policy, program, and resource development activities extend to all aspects of the administration and delivery of probation services in Illinois.

During 1990, the Division continued to make progress toward achieving its goal of improving probation services in Illinois. To that end, the Division's ongoing coordination, monitoring, and technical assistance operations continued to be major priorities. In addition to these ongoing responsibilities,

the following specific major projects and initiatives were undertaken by the Probation Services Division in 1990.

### **Juvenile Justice Initiatives**

The Probation Services Division developed and promulgated recommended detention screening criteria in the spring of 1990. Detention criteria have been implemented in most of the state's probation departments. The Division continues to provide technical assistance to individual departments as needed in this area.

A study of inter-rater reliability on a proposed juvenile probation classification instrument was conducted by the Division in 1990 with assistance from outside researchers. A report on the study was published in December which included recommendations to implement and validate a classification system for juveniles in Illinois. Juvenile classification will continue to be a major initiative of the Division in 1991.

In response to House Resolution 1514 calling for a joint study by the Supreme Court and the State Board of Education of problems relating to educational programs in juvenile detention facilities, the Division provided staff support to the Conference of Chief Judges Committee on Juvenile Detention which examined the issue. A report to the legislature with recommendations for improvements in program and funding structure was expected to be completed in the spring of 1991.

Probation Services Division staff continued to provide technical assistance to county juvenile detention facilities throughout the state and to develop and present quality training to all juvenile detention personnel.

### **Adult Classification System Revisions**

After a thorough review of the N.C.C.D. Adult Classification Validation Study completed in 1989, the Division made final decisions on the needed revisions to the system. These revisions were incorporated in a rewrite of the Adult Investigation and Supervision System manual and final plans were made to implement the revisions through regional training meetings during the spring of 1991.

### **Intensive Probation Supervision Expansion**

The Intensive Probation Supervision (IPS) Program was instituted in 1984. The primary purpose of this program is to create a dispositional alternative for the courts to place select felony offenders into a highly structured community supervision program instead of committing them to the Illinois Department of Corrections.

The Supreme Court's FY 1991 appropriation included, in the probation grants-in-aid line, funding for 60 additional IPS officer positions, to be phased in during FY 1991.



Twelve new IPS program sites were selected for program implementation and nine of the existing thirteen program sites were targeted for expansion. Division staff conducted new site regional orientation meetings for probation and other court officials and provided on-site technical assistance in the development of all new programs.

### **Automation of the Probation Services Division**

During the latter part of 1990, the first steps were taken in expanding the capabilities of the Division through automation. Equipment was purchased to provide more staff with word processing capabilities and to begin the development of a local area network system (LAN) within the Division.

Ultimately the LAN will link all staff within the Division. This will provide office management efficiencies by sending phone messages, scheduling meetings, memo transmissions, word processing, and on-line data access via the LAN. Initial installation will begin in July or August of 1991.

The Division annually produces statistical reports on adult and juvenile caseload size, and activity based on reports submitted by each probation department in Illinois. In December of 1990 two positions, data manager and a data entry clerk, were transferred to the Division. This increased the Division's capacity to better manage the Division's ever growing statistical reporting and analysis needs.

The Division will benefit from more frequent and timely reporting, as well as the creation of new management reports showing caseload trends. Upon installation of the LAN system in the Division, the availability of data will increase again as it will be on line and available to all the Division's staff as needed.

### **Pretrial Services Implementation**

During the 1989 fall legislative session the Illinois General Assembly approved an appropriation of \$1.1 million for partial reimbursement of a pretrial services program in Cook County. This legislation was signed by the Governor on January 5, 1990. The Cook County Board approved the establishment of a pretrial program effective March 1, 1990 with a total of 183 authorized positions.

Division staff revised and finalized an Illinois Pretrial Services Procedural and Operational Standards Manual and worked with Cook County staff to develop a pretrial services plan which was approved by the Division on June 26, 1990.

Division staff continued to provide technical assistance to the program throughout 1990 and assisted in training of program staff. In addition, the Division contracted with the Pretrial Resource Center in Washington, D.C., to conduct an implementation assessment of the Cook County program.

During 1990 Division staff assisted in development of county-funded pretrial programs in Whiteside and Winnebago Counties and provided ongoing technical assistance and

monitoring of pretrial services programs in Lake, McHenry, Rock Island and Ogle Counties.

### **Home Confinement / Electronic Monitoring**

1990 was a year which saw a greatly increased interest in and expansion of electronic monitoring programs in Illinois. The Division provided technical assistance to probation departments and to Chief Judges in developing and implementing these programs. This included conducting a training workshop for probation managers on Home Confinement and Electronic Monitoring.

In addition, Division staff developed draft policies and guidelines for the use of electronic monitoring equipment which will be finalized in early 1991.

### **Probation Intake Survey**

During the months of January and September 1990, all adult and juvenile probation departments participated in an AOIC Probation Services Division intake survey with the assistance of the Division of Planning, Research and Special Projects. The survey was conducted on all probationers who entered the probation system during each of these months; over 8,100 adult and 1,600 juvenile cases were involved. The survey consisted of demographics, previous criminal history, sentencing and drug treatment history information. A report titled "Who's on Probation in Illinois" covering the January survey was issued in May 1990. A complete report is expected in 1991.

### **Specialized Drug Pilot Programs**

The Specialized Drug Pilot Programs were developed and implemented in two jurisdictions early in FY 1990. These programs were to serve as dispositional alternatives for the courts in Adams and St. Clair Counties by placing offenders into a highly structured, community based supervision program. The General Assembly made provisions for the funding of 38 specialized drug probation officers in June, 1990.

A specialized supervision program was created to facilitate long term behavior changes by using intensive supervision, urinalysis, significant collateral contacts, and graduated sanctions and rewards on a limited number of high risk chemically impaired probationers. Including the two pilot programs already in existence, sixteen departments will be implementing this program in FY 1991.

The task of drafting, reviewing and writing the Operational Standards for Specialized Drug Program involved internal and external workgroup participation and review. The Operational Standards were completed in February, 1990.



## AGE OF PENDING CASES REPORTS

Since June 30, 1979, the Supreme Court, through the Administrative Office, has required chief circuit judges, individual trial judges and circuit clerks to submit the following semi-annual reports on pending cases:

**Chief Judges** — Summary age of pending cases report for each county, which includes (1) number of untried felony cases pending; (2) number of untried felony cases more than 180 days old (over five years old in Cook County); (3) steps taken or to be taken to insure the prompt disposition of such cases; (4) number of cases dismissed under the "speedy trial statute" (Ill. Rev. Stat., ch.38, par. 103-5); (5) number of untried law jury cases (over \$15,000) pending; (6) number of untried law jury cases (over \$15,000) more than two years old (over seven years old in Cook County); (7) a report on any category of cases in which there is unusual delay noted; and (8) number of complaints from attorneys or citizens concerning delay in processing cases.

**Trial Judges** — (1) Individual reports on untried felony cases pending over 180 days (over five years old in Cook County); and (2) individual reports on untried law jury cases (over \$15,000) pending over two years (over seven years old in Cook County).

**Clerks** — Composite age of pending cases report for all cases by category, except traffic, ordinance and conservation violations.

## ADMINISTRATION OF SUPREME COURT RULE 39 — APPOINTMENT OF ASSOCIATE JUDGES

Article VI, section 8, of the Constitution of Illinois provides that each circuit court shall have such number of associate judges as provided by law with said associate judges to be appointed by the circuit judges in each circuit as the Supreme Court shall provide by rule. The number authorized in each circuit, as provided in sections 2 and 3 of the Associate Judges Act (Ill. Rev. Stat., ch. 37, pars. 160.2, 160.2-1), is determined by formula based on population and other factors, or a determination by the Supreme Court that a need exists in a given circuit for additional associate judges.

When a vacancy exists in an associate judgeship, the vacancy is filled by appointment of the circuit judges in accordance with procedures prescribed of Supreme Court Rule 39. After notice is given by the chief judge of the circuit to the members of the bar of the circuit that the vacancy exists and will be filled by the judges of the circuit, any attorney licensed to practice law in Illinois may file with the chief judge an application on the form prescribed and furnished by the Administrative Director. The chief judge then certifies the names of candidates to the Administrative Director for inclusion on a ballot mailed to each circuit judge in the circuit.

Ballots returned to the Administrative Director are counted and the results tabulated and certified to the chief judge, the secrecy of the ballots being maintained, after which the successful applicant is then declared to be appointed by the circuit judges.

Following are those persons appointed associate judge during 1990, with the effective date of their respective appointment shown, each to serve for a term ending June 30, 1991:

### 1st Circuit

Kimberly L. Dahlen	February 20, 1990
Everett D. Kimmel	December 17, 1990

### 7th Circuit

John R. Keith	August 6, 1990
---------------	----------------

### 10th Circuit

E. Michael O'Brien	August 15, 1990
--------------------	-----------------

### 12th Circuit

Kathleen Glenney Kallan	September 14, 1990
Gilbert L. Niznik	April 27, 1990
Stephen D. White	November 21, 1990

### 14th Circuit

Dana Roy McReynolds	December 1, 1990
---------------------	------------------

### 15th Circuit

Robin A. Minnis	August 13, 1990
-----------------	-----------------

### 17th Circuit

Steven M. Nash	November 19, 1990
----------------	-------------------

### 18th Circuit

George J. Bakalis	September 4, 1990
Joseph S. Bongiorno	March 2, 1990
Eugene A. Wojcik	April 30, 1990

### 19th Circuit

Victoria A. Rossetti	June 1, 1990
----------------------	--------------

### 20th Circuit

Ellen A. Dauber	August 31, 1990
-----------------	-----------------

## ADMINISTRATION OF SUPREME COURT RULE 215(d) IMPARTIAL MEDICAL EXPERTS

The Administrative Director is charged with the responsibility of administering Supreme Court Rule 215(d), which allows a court to order an impartial medical examination of a party whose mental or physical condition is an issue. The examination must be made by a member, or members, of a panel of physicians chosen for their special qualifications by the Illinois State Medical Society. The examiner submits a report for the use of the court and the parties, and if the examiner's testimony is required at trial, it will be given without cost to the parties.

The charts which follow provide a profile of the use of Rule 215(d), both cumulative since 1970. The 1990 statistical summary is divided into the categories of "orders", "examinations" and "costs", which refer to those entered, performed or charged in that year.



## CUMULATIVE STATISTICAL SUMMARY

**January 1970 — December 1990**

**TOTAL ORDERS ENTERED — 740**

**TOTAL EXAMINATIONS PERFORMED — 1330**

Orders Entered By Jurisdiction	Downstate 102		Attorney Registration 4		Judges Retirement System 2		Cook County 708	
Orders Entered By Nature	Mental Health 4	Probate 4	Juvenile 2	Adoption 4	Criminal 29	Divorce Child Custody 550	Paternity 1	Civil Personal Injury 212
Results Of Scheduled Examinations	Cases Settled Before Trial 40		Cancelled Examinations 115		Examinations Performed 1,469		Testimony Required at Trial 57	
Specialities Required Examinations Performed	Rheumatology 1	Hematology 1	Obstetrics 2	Cardiology 5	General Practice 8	Plastic Surgery 1	Pediatrics 3	Geriatrics 1
	Urology 3	Ophthalmology 10	Otolaryngology 8	Internal Medicine 34	Neurology 58	Orthopedics 92	Allergies 1	Psychiatry 1,208
	Radiology 1							
	Average Cost Per Exam Performed Including Ancillary Cost and Testimony \$256.00							

**IMPARTIAL MEDICAL EXPERTS — SUPREME COURT RULE 215(d)  
1990 STATISTICAL SUMMARY**

ORDERS										Total
Orders Entered During 1990	Downstate 3				Cook County 26					29
Action	Law-Injury 5				Divorce Child Custody 24					29
Specialties Required	Neurology 1		Orthopedics 4		Internal Medicine 1			Psychiatry 23		29
Frequency of Use of Rule 215(d) by Judges	2 Judges Ordered 215(d) Exams in 4 Cases			2 Judges Ordered 215(d) Exams in 2 Cases			17 Judges Ordered 215(d) Exams in 1 Case			21 Judges Ordered 215(d) Exams in 29 Cases
Disposition of Orders Entered During 1990	All Examinations in the Cases Cancelled 0			Order for Examinations Vacated 0			All Examinations Ordered In the Case Were Performed 29			29
	EXAMINATIONS									
IME Examinations Scheduled in 1990	Vacated by Order 0			Examinations Cancelled for Other Reasons 0			Examinations Actually Performed 60			60
Specialties Required Exams Actually Performed	Neurology 1		Orthopedics 4		Internal Medicine 1		Psychiatry 54		Otolaryngology 0	60
Number of Exams Performed by Individual IME-Frequency of Use of Panelists	Number of Exams Performed			11	9	7	5	4	1	60
	Number of I.M. Experts			1	1	1	3	1	14	21
	COST									
Average Cost Per 1989 Case	Downstate \$627.00				Cook County \$982.00					\$877.00
Average Cost Per 1988 Exam	Downstate \$470.00				Cook County \$421.00					\$424.00
Total Cost Per 1988 Cases	Downstate \$1,882.00				Cook County \$23,576.00					\$25,458.00



## **ADMINISTRATION OF SUPREME COURT RULE 711**

Illinois Supreme Court Rule 711 provides for the temporary licensing of law students or law graduates who have not yet had an opportunity to sit for a bar examination to appear in court, prepare pleadings or briefs, counsel with clients, negotiate in the settlement of claims and prepare and draft legal instruments. These services may be performed only for qualified agencies such as legal assistance programs, public defender offices and governmental offices, and the student must be supervised by a member of the Illinois bar. To be eligible for licensing, a student must be certified by his or her dean as having received credit for at least 60% of the hourly credits required for graduation and as being in good academic standing and eligible under the school's criteria to undertake the activities authorized by the rule.

In 1990, 604 licenses were issued. Since the adoption of Rule 711 in May, 1969, a total of 10,780 senior law students have participated in this legal internship program. The following table indicates the use of Rule 711 in the last seven years.

1990	604
1989	537
1988	521
1987	498
1986	603
1985	570
1984	551

## **SECRETARIAT**

The Administrative Office serves as secretary to many judicial organizations and committees. In addition to arranging meetings, recording minutes, and keeping records, the office acts as a fact finding body, does research, conducts surveys and apprises judges of recent developments in procedural and substantive law. Among the bodies served by the Administrative Office in a secretariat capacity are: (1) the Executive Committee of the Judicial Conference and its constituent committees, including the standing Subcommittee on Judicial Education, the Associate Judge Seminar Coordinating Committee and various study and seminar committees; (2) the Conference of Chief Circuit Judges; (3) the Supreme Court Rules Committee; and (4) other study and advisory committees which may be appointed by the Supreme Court. In addition, the Administrative Director of the Administrative Office serves as secretary to the Courts Commission. The activities of these organizations are explained in greater detail in other sections of this report.

## **DISTRIBUTION OF SUPREME COURT OPINIONS AND LEGISLATIVE SUMMARIES**

Since April of 1975, the Administrative Office has regularly prepared and distributed synopses of select opinions filed by

the Illinois Supreme Court. These summaries are distributed to each of the State's judicial officers within an average of about seven days of the filing of the opinions by the Court. In 1990, 43 Supreme Court opinions were summarized.

The office also analyzes legislation affecting court personnel, the operation of the court system and substantive and procedural law. Digests of 81 Public Acts were sent to Illinois judges.

## **PUBLICATIONS OF THE ADMINISTRATIVE OFFICE**

The Administrative Office of the Illinois Courts publishes and/or distributes several books or pamphlets which are available to the public. The following publications can be obtained by contacting the Springfield or Chicago office:

- (1) A Short History of the Illinois Judicial System;
- (2) Manual on Recordkeeping;
- (3) Annual Report of the Administrative Office;
- (4) Annual and Biennial Reports of the Judicial Conference;
- (5) Handbooks for jurors in grand jury proceedings, and in criminal and civil cases;
- (6) A pamphlet on the history of the Supreme Court Building in Springfield;
- (7) Interim Report: Experimental Videotaping of Courtroom Proceedings;
- (8) Rules of Procedure of the Illinois Courts Commission;
- (9) Chief Circuit Judge's Manual on Guidelines for the Administration of Circuit Courts (draft form only);
- (10) Benchbook (Criminal Cases) for Illinois Judges;
- (11) Reading and Reference Materials used at seminars and conferences sponsored by the Judicial Conference;
- (12) Report of the Supreme Court Committee on Videotaping Court Proceedings;
- (13) Administrative Regulations Governing Court Reporters in the Illinois Courts;
- (14) Illinois Courtrooms, Bohn, William G., Supreme Court Committee on Criminal Justice Programs (1972);
- (15) Benchbook for Use in Juvenile Proceedings;
- (16) Policies Governing Hiring, Promotion and Training of Illinois Probation/Court Services Personnel;
- (17) Administrative Policy Statements Governing Eligibility of Illinois Probation Personnel for State Subsidy and Related Matters;
- (18) Illinois Statewide Judicial Facilities Project, Phase One Summary Report;
- (19) Illinois Statewide Judicial Facilities Project, Phase Two Summary Report;

- (20) Report of the Study Committee on Bail Procedures of the Illinois Judicial Conference (1978);
- (21) Supplemental Report of the Study Committee on Bail Procedures (1980);
- (22) Videotape Recording of Trial Court Proceedings—The Kentucky Model;
- (23) Profile of the Illinois Trial Courts—A Survey of Chief Circuit Judges;
- (24) Circuit Court Calendar Management (quarterly reports);
- (25) Circuit Court Caseload Management (quarterly reports);
- (26) "Findings" (occasional statistical reports);
- (27) Probation Services Fee Policies and Guidelines;
- (28) Intensive Probation Supervision: Statewide Summary;
- (29) Illinois Intensive Supervision Program: Procedural and Operational Standards Manual;
- (30) Illinois Adult Probation Classification System: Procedure Manual;
- (31) Sentencing Guidelines as a Response to Sentencing Reform: A Study and Some Observations;
- (32) Sentencing Alternatives for Illinois Female Offenders;
- (33) Court Interpreters (a study of their use in Illinois);
- (34) Report to the Illinois General Assembly on the Use of Eavesdropping Devices during 1988;
- (35) Jury System Organization and Management: Winnebago County;
- (36) Jury System Organization and Management: Rock Island County;
- (37) An Analysis of Organization, Space, Recordkeeping, and Equipment, Office of the Clerk, Third Appellate District, Ottawa, Illinois;
- (38) Report to the Supreme Court on the Reorganization of the Administrative Office of the Illinois Courts;
- (39) Physical Security Analysis of the St. Clair County Government Center, Belleville, Illinois;
- (40) Jury System Organization and Management: Boone County Modifications;
- (41) A Study of the Circuit Clerk's Office, Stephenson County, Illinois;
- (42) Physical Security Analysis of the Franklin County Courthouse, Benton, Illinois;
- (43) Physical Security Analysis of the Knox County Courthouse, Galesburg, Illinois;
- (44) Illinois Initiatives to Address the Issues of the Offender with Mental Retardation;
- (45) A Brief Report on Space Requirements for the Sangamon County Circuit Clerk's Office;
- (46) A Study of the Traffic Recordkeeping Office of the Circuit Clerk, Vermilion County, Illinois;
- (47) Annual Probation Statistical Report;
- (48) Illinois Specialized DUI Probation Program;
- (49) Sangamon County Court Automation Plan, An Interim Report on Data Collection;
- (50) Illinois Pretrial Policies and Procedures Manual;
- (51) A Study of the Circuit Clerk's Office, Traffic Division, Champaign County, Illinois;
- (52) Mandatory Court Annexed Arbitration in Illinois, 1990; and,
- (53) Preliminary Pilot Site Evaluation of Jury Automation Pilot Sites in LaSalle and McHenry Counties.





# **VII**

## **LEGISLATION AFFECTING THE COURTS**



THE UNIVERSITY OF CHICAGO PRESS

1971

THE UNIVERSITY OF CHICAGO PRESS

CHICAGO, ILLINOIS 60607

# LEGISLATION AFFECTING THE COURTS

## Appellate Court Direct Administrative Review

P.A. 86-1050 amends the Illinois Low-level Radioactive Waste Management Act in ch. 111½. EFFECTIVE JULY 11, 1990. Adds new par. 241-18(b) providing that the "initial issuance by the Director [of the Department of Nuclear Safety] of a license for the development and operation of a facility for the disposal of low-level radioactive waste away from the point of generation" may be appealed by any person who is or may be adversely affected by petitioning "the appellate court for the district within which the proposed site is located [and] [a]ll such petitions shall be consolidated into a single review proceeding"; the review proceeding shall be conducted in accordance with the Administrative Review Law except the proceeding shall originate in the appellate court. The public act also provides in new par. 241-10.1 of ch. 111½ that proceedings of the Low-level Radioactive Waste Disposal Facility Siting Commission" shall be reviewed as provided in new par. 241-18(b). (This public act appears to add another kind of proceeding (see Supreme Court Rule 335, Committee Comments) directly appealable from the administrative agency to the appellate court, albeit this public act seems to contemplate a very specific, perhaps one-time situation within one of the appellate court districts.)

P.A. 86-1389 amends Riverboat Gambling Act in ch. 120. EFFECTIVE SEPTEMBER 10, 1990. In par. 2417 (administrative procedures) deletes reference to Administrative Review Law and instead refers to "judicial review" and in new par. 2417.1 (judicial review) provides: "(a) Jurisdiction and venue for the judicial review of a final order of the [Illinois Gaming] Board relating to owners, suppliers or special event licenses is vested in the [Fourth District Appellate Court]. A petition for judicial review of a final order of the Board must be filed in the Appellate Court within 30 days after entry of the final order, in accordance with Supreme Court Rule 335(b). Judicial review of all other final orders of the Board shall be conducted in accordance with the Administrative Review Law [ch. 110, par. 3-101 *et seq.*]."

## Business Corporation Law

P.A. 86-1328 amends Business Corporation Act of 1983 in ch. 32. EFFECTIVE JANUARY 1, 1991. Repeals the Close Corporation Act in ch. 32, pars. 1201 thru 1216, and adds new article "Close Corporations" in pars. 2A.05 thru 2A.60 and adds in new par. 1.80(s) definition of close corporation. Adds new pars. 6.55 (restriction on transfer of securities) and 7.71 (shareholder agreements). Also rewrites in ch. 32 (Dissolution of Corporations Act) par. 192 (service of process) placing responsibility for service by publication in Attorney General rather than circuit clerk.

## Child Support

P.A. 86-1184, "Family Support Amendments of 1990", amends various statutes concerning child support. THE FOLLOWING AMENDMENTS ARE EFFECTIVE OCTOBER 1, 1990. Appears to make virtually same amendments in ch. 23 (Illinois Public Aid Code) new par. 10-10.3 and in ch. 40 (Illinois Marriage and Dissolution of Marriage Act) new pars. 705(7), 709(h), (Non-Support of Spouse and Children Act) new par. 1105(6), (Revised Uniform Reciprocal Enforcement of Support Act) new par. 1229(B), (Illinois Parentage Act of 1984) new par. 2521(6): "For those cases in which child support is payable to the clerk of the circuit court for transmittal to the Illinois Department of Public Aid by order of court, the clerks shall transmit all such payments, within 4 working days of receipt, to insure that funds are available for immediate distribution by the Department to the person or entity entitled thereto in accordance with standards of the Child Support Enforcement Program established under Title IV-D of the Social Security Act. The clerk shall notify the Department of the date of receipt and amount thereof at the time of transmittal. Where the clerk has entered into an agreement of cooperation with the Department to record the terms of child support orders and payments made thereunder directly into the Department's automated data processing system, the clerk shall account for, transmit and otherwise distribute child support payments in accordance with such agreement in lieu of the requirements contained herein." Appears to make virtually same amendments in the above-named Code and Acts regarding withholding of income to secure payment of support. In ch. 23, in par. 10-16.2(B)(1) (entry of withholding order) deletes "Application of the provisions of this paragraph is subject to the discretion of the court in all cases wherein an order for support is entered prior to January 1, 1989"; in par. 10-16.2(G)(1) (payor duties) adds "For each deduction, the payor shall provide the obligee or public office, at the time of transmittal, with the date income was paid from which support was withheld"; in new par. 10-16.2(I)(9) (additional clerk duties) adds "At the time of transmitting each support payment, the clerk of the circuit court shall provide the obligee or public office, as appropriate, with any information furnished by the payor as to the date income was paid from which support was withheld." Same changes made in ch. 40, pars. 706.1(B)(1), (G)(1), (I)(9), 1107.1(B)(1), (G)(1), (I)(9), 1226.1(B)(1), (G)(1), (I)(9), 2520(B)(1), (G)(1), (I)(9). THE FOLLOWING AMENDMENT IS EFFECTIVE AUGUST 23, 1990. Illinois Marriage and Dissolution of Marriage Act in ch. 40 amended in par. 505(a)(2) (support guidelines) as follows: "If the court deviates from the guidelines [orders a lower award], based on consideration of the factors in pars. 505(a)(2)(a)-(e)), or any other relevant factor, it shall make express findings as to its reason for doing so. [The guidelines may be exceeded



by the court without express findings, or by agreement of the parties.]” underlined words added, [bracketed] words deleted).

### **Circuit Clerk & Criminal Fees & Jury Demand**

P.A. 86-1386 amends various statutes concerning circuit clerk fees and salaries and right to jury trial. EFFECTIVE SEPTEMBER 10, 1990. Amends Clerks of Court Act in ch. 25 as follows. In par. 27.1 (circuit clerk fees in counties other than Cook and Du Page Counties): new par. 27.1(c)(8), “In ordinance violation cases punishable by fine only, the clerk of the circuit court shall be entitled to receive, unless the fee clerk of the circuit court shall be entitled to receive, unless the fee is excused upon a finding by the court that the defendant is indigent, in addition to other fees or costs allowed or imposed by law, the sum of \$50 as a fee for the services of a jury. The jury fee shall be paid by the defendant at the time of filing his or her jury demand. If the fee is not so paid by the defendant, no jury shall be called and the case shall be tried by the court without a jury” (*N.B.* Same language added in new par. 27.2(w)(3) applicable to Cook and Du Page Counties); in par. 27.1(u)(3) (collections in maintenance and child support) (underlined language added, [bracketed] language deleted), “In maintenance and child support matters\*\*\*. \*\*\*the Clerk may [, if authorized by ordinance of the county board,] collect an annual [a] fee of up to \$36 [\$3 for each periodic payment due and paid (including a separate fee for each payment due when several are combined into one payment to the Clerk)] from the person \*\*\*; other technical changes. In par. 27.2 (Cook and Du Page County circuit clerk fees): new par. 27.2(a)(E) (filing fee), “For the exercise of eminent domain; \$150. For each additional lot or tract of land or right or interest therein subject to be condemned, the damages in respect to which shall require separate assessment by a jury; \$150”; new par. 27.2(g)(2) (formerly par. 27.2(7)(b)) deletes exception “forcible entry and detainer cases and small claims cases or a petition to reopen an estate” from \$60 fee for filing petition to vacate or modify; new pars. 27.2(k)(4), (5) add per page fee for reproduction and for forwarding documents to reviewing court; par. 27.2(q) (alias summons) adds “citation issued by the clerk” for which \$4 fee to be paid; par. 27.2(w)(1) adds to language concerning costs to be collected in criminal and quasi-criminal cases from persons convicted “or sentenced [*sic*] to supervision” and adds four vacatur motions each having a fee of \$20; new pars. 27.2(x) (transcripts for judgment), (y) (change of venue), (z) (tax objections), (aa) (tax deeds), (bb) (collections), (cc) (corrections of numbers) provide new clerk fees; new par. 27.2(bb)(3), “In child support and maintenance cases, the clerk, if authorized by an ordinance of the county board, may collect an annual fee of up to \$36 from the person making payment for administering the collection and distribution of maintenance and child support payments. \*\*\*”; other technical changes. In par. 27.3 (circuit clerk salary), in both pars. 27.3 (one effective

until December 1, 1989, other effective December 1, 1989), makes each par. effective retroactive “beginning December 1, 1989” and schedules percentage of base salary increase for clerks in all counties except Cook County to start December 1, 1989, and essentially makes par. 27.3 that is effective until December 1, 1989, same as par. 27.3 that is effective December 1, 1989, as amended. In new par. 27.3c (document storage system) authorizes county board to require circuit clerk to collect court document fee of not less than \$1 nor more than \$3 from each party in all civil cases and from criminal defendant convicted or placed on supervision in counties where document storage system in place or authorized; fee to defray cost in counties electing to establish document storage system and convert circuit clerk records to electronic or micrographic storage; fee not applicable to petty offense moving violation written by Du Page County municipal police departments; fee to be paid into county treasury in Court Document Storage Fund from which county board may make expenditures for court record storage costs including personnel “provided that the expenditure is approved by the clerk of the circuit court”; that the expenditure is approved by the clerk of the circuit court”; other provisions. Amends Code of Criminal Procedure in ch. 38 in par. 103-6 (waiver of jury trial) by adding that accused has right to trial by jury unless “the offense is an ordinance violation punishable by fine only and the defendant either fails to file a demand for a trial by jury at the same time of entering his or her plea of not guilty or fails to pay the clerk of the circuit court at the time of entering his or her plea of not guilty any jury fee required to be paid to the clerk.”

P.A. 86-1399 amends statutes concerning circuit clerk and other fees. EFFECTIVE SEPTEMBER 10, 1990. Amends Clerks of Courts Act in ch. 25 in par. 27.1(c) (fees of circuit clerks in counties other than Cook and Du Page Counties for criminal and quasi-criminal cases) by adding court disposition of supervision entitling clerk to \$40 fee (par. 27.1(c)(1)), \$25 fee (par. 27.1(c)(2)) or \$10/2/2 fees (pars. 27.1(c)(5) [was “(3)”] (i), (ii), (iii)); other technical changes in par. 27.1. Adds in Unified Code of Corrections in ch. 38 new par. 1005-9-1.2 (crime laboratory fee) providing that person found guilty, placed on drug control acts’ “710, 1410 or 2310 probation” or placed on supervision for violation of Cannabis Control Act, Illinois Controlled Substances Act or Steroid Control Act (ch. 56½, par. 701 *et seq.*, 1100 *et seq.*, 2301 *et seq.*, or minor is adjudicated delinquent for offense which if an adult would be offense under above-named drug control acts, shall be ordered by the court to pay a \$50 crime laboratory analysis fee for each conviction, offense charged or adjudication; \$50 fee may be suspended in whole or in part if person indigent; \$50 fee to be collected by circuit clerk, who may retain \$5 as administrative fee, and forwarded to local government treasurer of unit that performed analysis if unit has established crime laboratory fund or to State Crime Laboratory Fund if State Police performed analysis; \$50 fee is in addition “to any other disposition, penalty or fine”; defines “crime laboratory”.



### **Circuit Court Employees Paid by State**

P.A. 86-1378 amends various statutes concerning State-paid circuit court employees in ch. 37. EFFECTIVE JANUARY 1, 1991. Amends Circuit Courts Act in par. 72.4-1 (chief judge's administrative assistant) by deleting salary schedule factors and maximum salary provision. Amends Court Reporters Act in par. 654.1 (court reporter administrative staff) by deleting the four two and 11 named support personnel and their specific salary ranges, and providing instead "secretarial and other support staff" who shall be paid "a salary determined by the Supreme Court", and in par. 658 (court reporter salaries) by deleting salary schedule factor "types of cases and the number of each type of case to which a reporter is regularly assigned" and providing additionally that full time reporters' salaries for the period July 1, 1991, thru June 30, 1993, shall be increased each July 1, by U.S. government defined cost of living percentage but such increase shall not be greater than 5%.

### **Civil Law & Procedure & Probate Law**

P.A. 86-1268 amends wage deduction provisions in Code of Civil Procedure in ch. 110. EFFECTIVE NOVEMBER 5, 1990. Adds in par. 12-801 definitions of "employer", "judgment debtor" and "wages." Adds in par. 12-805 (summons, issuance) that judgment creditor or attorney must certify before filing affidavit that a wage deduction notice was mailed to judgment debtor; that interrogatories elicit all information to determine proper amount of non-exempt wages, require that employer certify copy of completed interrogatories was sent to judgment debtor, and be in a form consistent with local court rules; that one copy of wage deduction notice accompanying summons be in the form specified in this par. which set out what the notice must state (e.g., wages deducted limited by law, judgment debtor has right to a hearing by notifying court clerk and clerk will provide hearing date and necessary judgment debtor forms). Amends par. 12-806 (service and return of summons) to provide for new wage deduction notice and par. 12-808(c) (duty of employer) to require employer to include in filing amount of non-exempt wages held by employer subject to court order and summary of computation to determine amount of non-exempt wages. Adds new par. 12-811(b) (trial and judgment) providing judgment debtor's right to hearing on exempt wages and circuit clerk's duties in connection therewith (e.g., supply forms, set hearing date, etc); adds new par. 12-811(e), "No deduction order shall be entered in favor of the judgment creditor unless the affidavit filed by the judgment creditor certifies that a copy of the wage deduction notice has been mailed to the judgment debtor \*\*\* and the employer's answer provides a summary of the computation used to determine the amount of non-exempt wages"; also amends par. 12-811(a) by permitting judgment debtor to contest the employer's answers.

P.A. 86-1280 amends forcible entry and detainer provisions in Code of Civil Procedure in ch. 110. EFFECTIVE JAN-

UARY 1, 1991. Adds new par. 9-117 (expiration of judgment) providing that no judgment for possession obtained in action brought under par. 9-101 *et seq.* may be enforced more than 90 days after entry of judgment unless court grants plaintiff's motion to extend period of judgment enforcement; specifies exact language to be included in plaintiff's notice of motion; exceptions to application of par. set out.

P.A. 86-1291 amends or creates various statutes concerning wills, fund transfers and money claims. EFFECTIVE JANUARY 1, 1991. Creates in ch. 110½, pars. 50 thru 60 the Uniform International Wills Act; sets out definitions, international will validity, requirements, other points of form, certificate, effect of certificate, revocations provisions; provides source and construction, persons authorized to act in relation to international will and international will information registration requirements. Amends Probate Act of 1975 in ch. 110½, new par. 4-3(b) (signing and attestation) by adding reference to "Uniform International Wills Act." Adds new article "Uniform Commercial Code — Funds Transfers" to Uniform Commercial Code in ch. 26, pars. 4A-101 thru 4A-507, dealing with issuance and acceptance of payment order, execution of sender's payment order by receiving bank, payment, and other matters in 16 pages of new material as reported in West's Illinois Legislative Service. Adds new subpart "Uniform Foreign-Money Claims Act" to Code of Civil Procedure in ch. 110, pars. 12-630 thru 12-645 dealing with foreign-money claim in an action or distribution proceeding, even if other law under Illinois conflict of laws rules applies to other issues in the action or proceeding.

P.A. 86-1329 amends Code of Civil Procedure in ch. 110. EFFECTIVE JANUARY 1, 1991. In par. 12-101 (lien of judgment), fifth paragraph, class two real estate lien occurs "only from the time a transcript, certified copy or [was "of"] memorandum of the judgment" is filed. Adds new par. 2-1011 (deposits with court) providing "(a) In any action in which any part of the relief sought is a judgment for a sum of money or determination by the court as to the disposition of a sum of money and a party to the action deposits all or part of that sum with the clerk of the court, the clerk shall deposit that money in an interest bearing account as provided in this [par.]. When a judgment is entered as to the disposition of the principal deposited, the court shall also direct disposition of the interest accrued to the parties as it deems appropriate. (b) Unless otherwise ordered by the court as to a specified deposit or deposits, all funds so deposited with the court may be intermingled. \*\*\*"; and further providing that payout from money deposited to be made only on order of court, subject to conditions, and that no payment except by clerk's check and on terms provided in court order; other provisions. Amends various statutes of limitations by deleting phrases "is imprisoned on a criminal charge and the claim is not against the Illinois Department of Corrections or any past or present employee or official of the Department of Corrections" and/or "person ceases to be imprisoned" in pars. 13-211 (persons under legal disability), 13-212(c) (physician or hospital),



13-213(d) (product liability), 13-214(c) (construction-design management and supervision), 13-214.2(c) (public accounting).

### Civil Procedure

P.A. 86-1156 amends Code of Civil Procedure in ch. 110. EFFECTIVE AUGUST 10, 1990. Adds new par. 2-619.1 on combined motions: "Motions with respect to pleadings under Section 2-615, motions for involuntary dismissal or other relief under Section 2-619, and motions for summary judgment under Section 2-1005 may be filed together as a single motion in any combination. A combined motion, however, shall be in parts. Each part shall be limited to and shall specify that it is made under one of Sections 2-615, 2-619, or 2-1005. Each part shall also clearly show the points or grounds relied upon under the Section upon which it is based." Paragraphs 2-611 (signing of pleadings, motions and other papers, and sanctions) and 2-611.1 (untrue statements in medical malpractice actions) are repealed (see Supreme Court Rules 137, 375).

P.A. 86-1346 amends Code of Civil Procedure in ch. 110. EFFECTIVE JANUARY 1, 1991. Adds new par. 13-202.2 (childhood sexual abuse) creating a statute of limitations for personal injury actions based on childhood sexual abuse; two year discovery rule but no action to be commenced more than 12 years after person reaches age 18; applies to actions pending on or commenced on or after January 1, 1991; other provisions.

P.A. 86-1371 amends Code of Civil Procedure in ch. 110. EFFECTIVE JANUARY 1, 1991. Adds new par. 13-214.3 (attorneys) creating attorney and attorney malpractice statute of limitations; two year discovery rule but no action generally to be commenced more than six years after malpractice; applicable to causes of action accruing on or after January 1, 1991; other provisions.

P.A. 86-1305 amends Consumer Fraud and Deceptive Business Practices Act in ch. 121½. EFFECTIVE JANUARY 1, 1991. In par. 270a(c) adds "injunctive relief where appropriate" to kinds of relief court may grant in action brought under par. 270a.

P.A. 86-1267 amends statutes relating to circuit clerk fees. EFFECTIVE JANUARY 1, 1991. Amends Counties Code in ch. 34 in par. 5-1101 providing additional fees to finance court system if approved by county board by retaining \$5/30 fees for vehicle violations and by adding: a "\$5 fee to be collected in all civil cases by the clerk of the circuit court" in counties other than Cook County and a "fee to be added to all fines imposed" under ch. 38, par. 1005-9-1 — \$50 for felony, \$25 for Class A and \$15 for Class B or C misdemeanor, \$10 for petty or business offense. Amends Clerks of Courts Act in ch. 25 in par. 27.1 (circuit clerk fees in counties other than Cook and Du Page Counties) by adding new par. 27.1(a)(3) making reference to \$5 fee in civil cases as provided in above

amended par. 5-1101 of ch. 34; other changes of a technical nature.

### Criminal Law

P.A. 86-1182 and 86-1183 amend Unified Code of Corrections in ch. 38. BOTH EFFECTIVE AUGUST 20, 1990. Both public acts appear to make the same amendments. Adds new par. 1003-2-2(q) authorizing Illinois Department of Corrections to create a diversion program for selected technical violators of parole that *inter alia* requires participants to maintain employment, to make payments toward court-ordered obligations including restitution, and to submit to drug and alcohol screening. Adds in par. 1005-4-1 (sentencing hearing) that court may provide in sentencing order approval of placement of eligible defendant in Department's "impact incarceration program" (so-called "boot camp"). New par. 1005-8-1.1 provides for impact incarceration program for youthful offenders (17 to 29 years old) sentenced to imprisonment for most but not all felonies, if court's order so provides and Department determines defendant is eligible; sentencing order to also provide "sentence shall be reduced to time considered served" upon Department's certification that defendant successfully completed program; requirements stated, such as sentence of imprisonment not to exceed five years, defendant consents to participate in program, defendant physically capable of strenuous physical activities, etc.; participation in the program shall be for 120 to 180 days; if defendant does not successfully complete program his term of imprisonment shall be as provided in the court's sentencing order.

### Criminal Law, Drug Offenses & Vehicle Code

P.A. 86-1450 amends various statutes concerning driving privileges of minors *et al.* EFFECTIVE JULY 1, 1991. In Juvenile Court Act of 1987, in ch. 37, par. 801-8(A)(9) (confidentiality of juvenile court records), deletes from requirement that circuit clerk report to Secretary of State DUI violation (ch. 95½, par. 11-501 or similar ordinance) or reckless homicide related offense (ch. 38, par. 9-3). Amends Illinois Vehicle Code, in ch. 95½, in provisions relating to Secretary's authority to grant or cancel driver's licenses to person under 18 years of age and others convicted of certain drug offenses (par. 6-103(12) (persons not to be licensed), 6-107 (minors' applications), 6-108(b) (cancellation of license), 6-201(a)(7) (authority to cancel licenses)), by adding similar language: person convicted of (or adjudicated under Juvenile Court Act based upon) violation of ch. 56½, pars. 701 *et seq.*, 1100 *et seq.* "while that person was in actual physical control of a motor vehicle" shall have his license application denied or license cancelled. "For purposes of this [par.], any person placed on probation under [ch. 56½, pars. 710, 1410] shall not be considered convicted. Any person found guilty of this offense, while in actual physical control of a motor vehicle, shall have an entry made in the court record by the judge that



this offense did occur while the person was in actual physical control of a motor vehicle and order the clerk of the court to report the violation to the Secretary of State as such." Provides also in ch. 95½, par. 6-103 that the "Secretary of State shall retain all conviction information, if the information is required to be held confidential under the Juvenile Court Act of 1987." In ch. 95½, par. 6-204 (court to forward license), adds word "cancel" as in where court clerk required to forward license for conviction of offense requiring license to be cancelled. Other provisions added.

P.A. 86-1459 creates Drug Free Workplace Act and amends drug statutes. THE FOLLOWING IS EFFECTIVE JANUARY 1, 1991. Amends Criminal Code in ch. 38 by adding new par. 12-4.6 creating offense of drug induced infliction of great bodily harm, a Class 1 felony, defined as "Any person who violates [ch. 56 1/2, pars. 1401 (a),(b)] by unlawfully delivering a controlled substance to another and any person experiences great bodily harm or permanent disability as a result of the injection, inhalation or ingestion of any amount of that controlled substance commits the offense", and by amending par. 29B-1(e) (money laundering sentence) to provide offense is a Class 3 felony if value of property does not exceed \$10,000, Class 2 felony if value of property value between \$10,000 and \$100,000, and Class 1 felony if property value over \$100,000. Amends Illinois Controlled Substance Act in ch. 56½ by adding new par. 1407.2 (delivery of controlled substance to pregnant women) providing that the person delivering controlled substance to woman he knows to be pregnant may be sentenced to prison for twice the maximum term provided in ch. 56½, par. 1401 or commits Class 1 felony for which the fine shall be up to \$250,000, depending upon whether par. 1402 or 1401 of ch. 56½ is violated. Amends Drug Paraphernalia Control Act in ch. 56½ by adding new par. 2103(b), "Any person who sells or delivers for a commercial consideration any item of drug paraphernalia to a woman he knows to be pregnant is guilty of a Class 2 felony." THE FOLLOWING IS EFFECTIVE JANUARY 1, 1992. Creates Drug Free Workplace Act in new pars. 132.312 thru 132.321 of ch. 127 setting certain drug-free standards that individuals, contractors *et al.* doing business with the State (includes the judicial branch) must follow; provides definitions and contractor certifications, debarment, suspension, and so forth.

P.A. 86-1465 amends Illinois Vehicle Code in ch. 95½. EFFECTIVE APRIL 1, 1992. Adds new par. 6-516(c) (implied consent commercial motor vehicle drivers), "[A]ny person who operates a school bus at the time of an accident involving the school bus is hereby deemed to have given consent to submit to test[s] to be administered at the direction of a law enforcement officer, subject to the provisions of [par. 11-501.2], of the driver's breath, blood or urine for the purpose of determining the presence of alcohol, or other drugs, in the person's system.

## Criminal Law, Forfeiture & Sentencing

P.A. 86-1372 amends Criminal Code in ch. 38. EFFECTIVE JANUARY 1, 1991. Adds new last sentence in par. 36-1 (seizure), "When a person discharges a firearm at another individual from a vehicle with the knowledge and consent of the owner of the vehicle and with the intent to cause death or great bodily harm to that individual and as a result causes death or great bodily harm to that individual, the vehicle shall be subject to seizure and forfeiture under the same procedures provided in [pars. 36-1 thru 36-4] for the seizure and forfeiture of vehicles used in violations of [pars. 36-1(a) thru (f)]."

P.A. 86-1382 concerns forfeitures in connection with drug use, sale, etc. EFFECTIVE SEPTEMBER 10, 1990. Creates in ch. 56½, pars. 1671 thru 1683 Drug Asset Forfeiture Procedure Act applicable to all property forfeitable under Illinois Controlled Substances Act (ch. 56½, par. 1100 *et seq.*) and Cannabis Control Act (ch. 56½, par. 701 *et seq.*); provisions concerning legislative declaration, applicability, notice to owner or interest holder, notice to state's attorney, nonjudicial forfeiture, presumptions, exemptions from forfeiture, judicial *in rem* procedures, stay of time periods, settlement of claims, attorney fees paid from property subject to forfeiture. Criminal Code in ch. 38, par. 36-1 (seizure) amended by deleting references to above controlled substances and cannabis control acts. Cannabis Control Act in ch. 56½, par. 712 (forfeiture) and Illinois Controlled Substances Act in ch. 56½, par. 1505 (forfeiture) amended in similar ways to provide for Drug Asset Forfeiture Procedure Act and substantially rewritten.

86-1391 amends Illinois Controlled Substances Act in ch. 56½. EFFECTIVE JANUARY 1, 1991. Adds new par. 1401.1(c) (trafficking): "It shall be a Class 2 felony for which a fine not to exceed \$100,000 may be imposed for any person to knowingly use a cellular radio telecommunication device in the furtherance of controlled substance trafficking. This penalty shall be in addition to any other penalties imposed by law."

P.A. 86-1392 amends Criminal Code in ch. 38. EFFECTIVE JANUARY 1, 1991. Adds new par. 12-11.1 (vehicular invasion), a Class 1 felony, "A person commits vehicular invasion who knowingly, by force and without lawful justification, enters or reaches into the interior of a motor vehicle \*\*\* while such motor vehicle is occupied by another person or persons, with the intent to commit therein a theft or felony."

P.A. 86-1393 amends Criminal Code in ch. 38. EFFECTIVE SEPTEMBER 10, 1990. Adds new par. 24-1.2 (aggravated discharge of a firearm), a Class 1 felony, "A person commits aggravated discharge of a firearm when he knowingly: (1) Discharges a firearm at or into a building he knows to be occupied and the firearm is discharged from a place or position outside that building; or (2) Discharges a firearm in the direction of another person or in the direction of a vehicle he knows to be occupied." Amends par. 12-2(a)(1) (aggravated



assault) and deletes par. 24-1(a)(13) (unlawful use of weapons) to accommodate new par. 24-1.2 and adds reference to new par. in par. 36-1 (seizure).

P.A. 86-1418 amends various criminal and sentencing statutes. EFFECTIVE JANUARY 1, 1991. Amends Criminal Code in ch. 38 in par. 12-7.1 by changing name of offense from "ethnic intimidation" to "hate crime"; expands circumstances under which offense can be committed; redefines penalty — Class A misdemeanor for first offense, Class 3 felony for second or subsequent offense — and requires that sentence of probation or conditional discharge or disposition of supervision must include condition that offender perform at least 100 hours of public/community service for misdemeanor offense and 200 hours for felony offense. Amends Unified Code of Corrections in ch. 38 in par. 1005-5-3.2 (aggravation factors) by adding "or such person's property" in pars. 1005-5-3.2(a)(8), (a)(9), (b)(ii), (b)(iii) and by adding new par. 1005-5-3.2(a)(10) concerning offense against person or person's property for hate crime reasons.

### **Criminal Sentencing & Related Law**

P.A. 86-1210 amends various statutes concerning criminal law in ch. 38. EFFECTIVE AUGUST 30, 1990, except as noted. Makes changes in pars. 16-7 (unlawful use of recorded sounds or images) and 16-8 (unlawful use of unidentified sound or audio visual recordings), including in par. 16-7(c) keeping violation a Class 4 felony and in par. 16-8(b) increasing offense from Class 4 felony and in both pars. providing up to \$100,000 and up to \$250,000 for certain violations; adds in pars. 16-7 and 16-8 references to "audio visual." Adds new last sentence in par. 103-5(c) (speedy trial) "If the court determines that the State has exercised without success due diligence to obtain results of DNA testing that is material to the case and that there are reasonable grounds to believe that such results may be obtained at a later day, the court may continue the cause on application of the State for not more than an additional 120 days." Amends par. 208-10(a) (powers and duties of State Appellate Defender) as follows. "The State Appellate Defender shall represent indigent persons on appeal in felony criminal cases [other than misdemeanor cases not involving a sentence of imprisonment], when appointed \*\*\*" (underlined language added, [bracketed] language deleted). EFFECTIVE JANUARY 1, 1992, par. 122-1 (post-conviction hearing act petition in trial court) amended by reducing from 10 to 3 years within which proceeding must be commenced.

P.A. 86-1226 amends eavesdropping statute in Code of Criminal Procedure in ch. 38. EFFECTIVE JANUARY 1, 1991. In par. 108B-13 (reports concerning use of eavesdropping devices) removes requirement that chief judge and Administrative Office of the Illinois Courts submit reports on use of eavesdropping devices and instead places report responsibilities in state's attorney and Department of State Police.

P.A. 86-1263 amends Uniform Criminal Extradition Act in ch. 60. EFFECTIVE JANUARY 1, 1991. Adds new par. 41.1 (transportation of released prisoners): "Whenever a person brought into [Illinois] on an extradition warrant or upon waiver of extradition to be tried for an offense within [Illinois] and is subsequently released from custody without being convicted of the offense for which he was brought into [Illinois] to be tried, it shall be the duty of the peace officer, sheriff or other official from whom he was released from custody to provide or offer the person transportation to the nearest public transportation facility if the municipality or county in which he was held does not have a public transportation facility." Defines "public transportation" and "public transportation facility."

P.A. 86-1269 amends various statutes concerning conviction information. EFFECTIVE JANUARY 1, 1991. Adds the following references — "Section 10-102 of the Illinois Alcoholism and Other Drug Dependency Act [ch. 111½, par. 6360-2 (supervision disposition of addict/alcoholic)], Section 10-102 of Steroid Control Act [ch. 56½, par. 2310 (first offender probation)]" — to Counties Code in ch. 34, par. 5-1103 (court services fee); Criminal Identification Act in ch. 38, pars. 206-2.1(c) defendant is proven beyond a reasonable doubt to have been under the influence \*\*\*, the penalty shall be a Class 2 felony, for which a person, if sentenced to a term of imprisonment, shall be sentenced to a term of not less than 3 years and not more than 14 years."

P.A. 86-1320 adds pay-drug test costs provision to various sentencing statutes. EFFECTIVE JANUARY 1, 1991. Adds essentially same new par. in ch. 38 in Unified Code of Corrections (pars. 1005-6-3(g) (conditions of probation), 1005-6-3.1(g) (conditions of supervision), 1005-7-1(g) (periodic imprisonment)): "An offender sentenced to [probation, conditional discharge or periodic imprisonment or placed on supervision] and who during the term \*\*\* undergoes mandatory drug or alcohol testing, or both, or is assigned to be placed on an approved electronic monitoring device, may be ordered to pay \*\*\* costs incidental to such \*\*\* testing \*\*\* and \*\*\* costs incidental to such approved electronic monitoring in accordance with the defendant's ability to pay those costs. The county board with the concurrence of the Chief Judge \*\*\* may establish reasonable fees for the cost of maintenance, testing, and incidental expenses related to the mandatory drug or alcohol testing, or both, and all costs incidental to approved electronic monitoring \*\*\*. The concurrence of the Chief Judge shall be in the form of an administrative order."

### **Department of Corrections**

P.A. 86-1090 amends "good conduct credit" statute in Unified Code of Corrections in ch. 38. EFFECTIVE JULY 13, 1990. Amends par. 1003-6-3(a)(3) by allowing Illinois Director of Corrections to award to prisoner up to 180 (was 90) days of "additional good conduct credit" except that the additional 90 days provided herein shall not be awarded to



prisoner serving sentence for conviction of any of some 16 enumerated offenses.

P.A. 86-1373 amends Unified Code of Corrections in ch. 38. EFFECTIVE SEPTEMBER 10, 1990. Adds new par. 1003-6-3(a)(4) allowing Illinois Department of Corrections to increase inmate's good conduct credit if inmate participates in and satisfactorily completes educational programs; exceptions to additional credit eligibility, e.g., Class X felon.

### Election Code — Judges et al.

P.A. 86-1348 amends Election Code in ch. 46. EFFECTIVE SEPTEMBER 7, 1990. Provisions effecting the filling of judicial vacancies by election: in par. 2A-9 adds that if any of named events occurs 92 or more days before primary election, incumbent judge's term expires on first Monday of December of next even numbered year — judge dies, Illinois Chief Justice receives judge's resignation or retirement notice specifying date of resignation or retirement on or before first Monday of December of next even numbered year, compulsory retirement of judge statute applicable, judge eligible for retention but failed to timely file retention declaration or filed but withdrew it, judge convicted of felony or removed from office — but if any of said events occurs less than 92 days before primary election, incumbent judge's term will expire on first Monday of December following second general election and when new appellate or circuit judgeship created, it shall be filled as provided for filling a vacancy in that office; in par. 7A-1 requires Secretary of State to certify to State Board of Elections, which may rely upon same to determine when judicial vacancies exist and at which election they are to be filled, names of judges who while eligible to be retained failed to file or filed but withdrew retention declaration; in par. 25-3 requires on or before 100th day before primary election, or if one of the events in par. 2A-9 occurs between 100th and 92nd day prior to primary election, promptly requires Illinois Chief Justice, secretary of Illinois Courts Commission and Secretary of State to certify to State Board of Elections judicial vacancies that will be filled in next general election (but State Board of Elections to determine when new appellate and circuit judgeships to be filled by election) and State Board of Elections may rely upon such certifications to determine when judicial vacancies exist and at which election they are to be filled. Provision affecting when circuit clerk vacancy to be filled: in par. 25-10 adds that circuit judges are to fill circuit clerk vacancy "for the remainder of the unexpired term" but if more than 28 months remain on the term, the appointment shall be until the next general election.

P.A. 86-1435 amends Election Code in ch. 46. EFFECTIVE SEPTEMBER 21, 1990. Among other things amends par. 25-2 (vacancies in elective office (including judicial office)) by adding: "An unconditional resignation, effective at a future date, may not be withdrawn after it is received by the officer authorized to fill the vacancy. Such resignation shall create a vacancy in office for the purpose of determining the time

period which would require an election. The resigning office holder may continue to hold such office until the date or event specified in such resignation, but no later than the date at which his or her successor is elected and qualified."

P.A. 86-1292 amends Vital Records Act in ch. 111½. EFFECTIVE JULY 1, 1991, as to amendment summarized. In par. 73-16(1) (court-ordered adoption) requires court clerk to additionally report on certificate of adoption "social security numbers of the adoptive parents".

P.A. 86-1293 amends Juvenile Court Act of 1987 in ch. 37. EFFECTIVE JULY 1, 1991, as to matters summarized. Adds new par. 802-10.1, "Whenever a minor is placed in shelter care with the Department [of Children and Family Services] or a licensed child welfare agency in accordance with [par. 802-10], the Department or agency \*\*\* shall prepare and file with the court within 30 days of placement under [par. 802-10] a case plan which complies with [42 U.S.C.A. secs. 602 *et seq.*, 1305 *et seq.*] and is in the best interests of the minor." Amends par. 802-14 (date for adjudicatory hearing) as follows (underlined language added, [bracketed] language deleted): par. 802-14(b) "When a petition is filed alleging that the minor is abused, neglected or dependent, an adjudicatory hearing shall be held within 90 days of the date of service of process upon the minor, parents, any guardian and any legal custodian [120 days \*\*\* from the date of filing]."; par. 802-14(c) "Upon written motion of a party filed no later than 10 days [as soon as practicable] prior to the hearing \*\*\* not to exceed 30 days, and only if the continuance is in the best interests of the minor [provided \*\*\* beyond the 120 day period]. Only one such continuance shall be granted. A period of continuance \*\*\*. \*\*\* If the adjudicatory hearing is not heard within the time limits \*\*\*, upon motion by any party [for whom a motion to start time was made,] the petition shall be dismissed without [with] prejudice."; par. 802-14(e) "For all cases filed before July 1, 1991 [1988], an adjudicatory hearing must, [upon written motion to start time by any party respondent,] be held within 180 [90] days of July 1, 1991 [1988]." Amends par. 802-21 (findings and adjudication) as follows (underlined language added): par. 802-21(2) "If the court finds \*\*\* that the minor is either abused or neglected or dependent, the court shall then set a time not later than 30 days after the entry of the finding for a dispositional hearing \*\*\* helpful to the court. The dispositional hearing may be continued once for a period not to exceed 30 days if the court finds that such continuance is necessary to complete the dispositional report."; new pars. 802-21(3), (4) "(3) The time limits of [par. 802-21] may be waived only by consent of all parties and approval by the court. (4) For all cases adjudicated prior to July 1, 1991, for which no dispositional hearing has been held prior to that date, a dispositional hearing under [par. 802-22] shall be held within 90 days of July 1, 1991."

P.A. 86-1300 amends statutes concerning domestic violence and orders of protection. EFFECTIVE JANUARY 1,



1991. Amends Illinois Domestic Violence Act of 1986 in ch. 40 as follows: in par. 2312-2(a)(i) (commencement of action) by adding that underlying prosecution is for "but not limited to any of the following offenses \*\*\* burglary, residential burglary, criminal trespass to residence, criminal trespass to vehicle, criminal trespass to land, criminal damage to property, telephone harassment \*\*\* (same change made in Code of Criminal Procedure in ch. 38, par. 112A-2(a)(i) (commencement of action)); in par. 2312-21(c) (order contents) by adding that notice in order of protection shall include violation is "entering or remaining present at specified places when the protected person is present" and "Grant of exclusive possession of the residence or household shall constitute notice forbidding trespass to land" (same change made in Code of Criminal Procedure in ch. 38, par. 112A-21(c) (order contents)); in par. 2312-23(a)(1) (enforcement of orders of protection) by adding reference to par. 2312-14(b)(3) and "or any other remedy when the act constitutes a crime against the protected parties as defined by the Criminal Code of 1961" (same change made in Code of Criminal Procedure in ch. 38, par. 112A-23(a)(1) (enforcement of orders of protection) except reference is to par. 112A-14(b)(3)). Amends Criminal Code in ch. 38 in par. 21-3 (b) (criminal trespass to real property) by adding that notice includes a "valid court order as defined in [par. 112A-3(7)] granting remedy (2) [in par. 112A-14(b)]." Amends Unified Code of Corrections in ch. 38, par. 1005-6-3.1(f) (conditions and incidents of supervision) by adding that 5-year provision following discharge and dismissal on completion of supervision applies to supervision given for violation of par. 12-3.2 (domestic battery) before arrest record can be expunged.

P.A. 86-1339 amends various statutes concerning parentage and adoption. THE FOLLOWING IS EFFECTIVE JANUARY 1, 1991. Illinois Parentage Act amended in ch. 40 in par. 2511 (blood tests) as follows: in par. 2511(a) new last sentence added, "If any party refuses to submit to [HLA] tests, the court may resolve the question of paternity against that party or enforce that order if the rights of others and the interests of justice so require"; par. 2511(c) rewritten (underlined language added, [bracketed] language deleted), "The expert or experts shall prepare a written report of the test results. [One qualified expert shall be sufficient to authenticate the blood test report.] The expert may be called by the court as a witness to testify to his or her findings and, if called, shall be subject to cross-examination by the parties. Any party may demand that the other experts, qualified as examiners of blood or tissue types, perform independent tests under order of court, the results of which may be offered in evidence. The number and qualifications of such experts shall be determined by the court"; new par. 2511(d) on chain of custody of blood and tissue samples and admissibility; new par. 2511(e) on report of tests by affidavit or certification and mailing same to parties, on admissibility of report and on time for challenging report results; new par. 2511(f) on effect of tests, directing court in four circumstances how to consider evi-

dence (presumptions, paternity index, experts' testimony); in redesigned par. 2511(j) (was "(i)") new last sentence added, "Reports of all such independent tests, accompanied by affidavit or certification tests, accompanied by affidavit or certification [ch. 110, par. 1-109], and notice of any expert witnesses to be called to testify to the results of those tests shall be submitted to all parties at least 30 days before any hearing set to determine the issue of parentage." THE FOLLOWING IS EFFECTIVE SEPTEMBER 7, 1990. Illinois Parentage Act amended in ch. 40 in par. 2517 (costs) by adding counsel fees and costs of "the appeal or the defense of an appeal of the judgment" to matters court may order to be paid by parties. THE FOLLOWING IS EFFECTIVE JULY 1, 1991. Vital Records Act amended in ch. 111½ in par. 73-16(1) (court-ordered adoption) to require court clerk to additionally report on certificate of adoption "social security numbers of the adoptive parents".

P.A. 86-1347 and 86-1436 amend Illinois Public Aid Code in ch. 23. EFFECTIVE SEPTEMBER 7 AND 12, 1990, respectively. Among other things, each public act adds same new par. 12-4.20c (appointment of child support advisory committee): "[The Department of Public Aid shall have the power to] [a]ppoint the Child Support Advisory Committee to be composed of members of the General Assembly, the judiciary, the private bar, and others with expertise specific to child support establishment and enforcement. Among the tasks of the Committee shall be the periodic review of the State's child support guidelines as required by the federal Family Support Act of 1988. Members shall be appointed for one year terms commencing on January 1 of each year. Each newly appointed Committee shall elect a chairperson from among its members. Members shall serve without compensation, but shall be reimbursed for expenses incurred in the performance of their duties. The Committee shall meet at least quarterly and at other times at the call of the chairperson or at the request of the Director [of Public Aid]." (Emphasis added.)

P.A. 86-1401 provides an expedited child support system. EFFECTIVE SEPTEMBER 10, 1990. Creates Expedited Child Support Act of 1990 in ch. 40, pars. 2701 thru 2710 providing: definitions, including "Administrative Hearing Officer", an Illinois licensed lawyer who meets qualifications set out in supreme court rules and who is employed by chief judge, where county has expedited child support system, "for the purpose of hearing child support and parentage matters and making recommendations" to the court; establishment of the expedited child support system ("Beginning July 1, 1991, an Expedited Child Support System may be established \*\*\* for actions to establish parentage and to establish, modify, and enforce child support obligations. The System shall be available to all participants in the [Title] IV-D program [42 U.S.C. 651 et seq.], and may be available to all persons, regardless of participation in the IV-D program \*\*\*"), implementation, the plan, supreme court review and approval, reporting, demonstration program; actions subject to expedited child support hearings; authority of hearing officers; hearing proce-



dures; authority retained by the court [!!! (sic)]; judicial hearings; failure to appear. (In essence the Expedited Child Support Act creates a quasi-judicial model whereby a non-judge lawyer makes "recommendations" to a judge as to the amount of child support that should be ordered in Title IV-D and possibly other support cases. The "System" involves the supreme court in its rule making authority and the chief circuit judge in developing a "Plan for the creation of a System.") Amends Illinois Parentage Act in ch. 40 in par. 2511(a) (blood tests) (underlined language added), "As soon as practicable, the court or Administrative Hearing Officer in an Expedited Child Support System may, and upon request of a party shall, order or direct the mother, child and alleged father to submit to appropriate tests \*\*\*."

P.A. 86-1451 amends Adoption Act in ch. 40. EFFECTIVE DECEMBER 12, 1990. Makes provision in pars. 1522.1, 1522.2, 1522.3 for Department of Public Health's registering and supplying information to consenting biological siblings who were adopted or surrendered. Adds new par. 1522.3a (confidential intermediary) which allows adoptee over age 18 (or guardian if adoptee under age 18) to "petition the court for appointment of a confidential intermediary \*\*\* for the purpose of obtaining from \*\*\* biological parents or \*\*\* siblings of the adoptee information concerning the background of a psychological or genetically-based medical problem experienced or which may be expected to be experienced in the future by the adoptee or obtaining assistance in treating such a problem"; other provisions.

P.A. 86-1452 amends various statutes concerning dissolution of marriage and parentage. EFFECTIVE JULY 1, 1991. Amends Illinois Marriage and Dissolution of Marriage Act in ch. 40 as follows: par. 508(a) (attorney fees) — "The court \*\*\* may order any party [either spouse] to pay \*\*\* for his own costs and attorney's fees and for the costs and attorney's fees \*\*\* for the purpose of enabling a party lacking sufficient financial resources \*\*\* expected to be incurred by any [the other] party [spouse] \*\*\*" (underlined language added, [bracketed] language deleted); par. 607(b) ("grandparent visitation") — repeals par. 607(b)(3) (grandparent visitation where grandparent's child has died or parental rights terminated), and revises conditions in par. 607(b)(1) under which petition for grandparent visitation may be filed. Amends Illinois Parentage Act in ch. 40, par. 2511 (blood tests) as follows, said amendment appearing to be identical to amendment made by P.A. 86-1339 (eff. Jan. 1, 1991): in par. 2511(a) new last sentence added, "If any party refuses to submit to [HLA] tests, the court may resolve the question of paternity against that party or enforce its order if the rights of others and the interests of justice so require"; par. 2511(c) rewritten (underlined language added, [bracketed] language deleted), "The expert or experts shall prepare a written report of the test results. [One qualified expert shall be sufficient to authenticate the blood test report.] The expert may be called by the court as a witness to testify his or her findings and, if called, shall be subject to cross-examination by the parties.

Any party may demand that other experts, qualified as examiners of blood or tissue types, perform independent tests under order of court, the results of which may be offered in evidence. The number and qualifications of such experts shall be determined by the court"; new par. 2511(d) on chain of custody of blood and tissue samples and admissibility; new par. 2511(e) on report of tests by affidavit or certification and mailing same to parties, on admissibility of report and on time for challenging report results; new par. 2511(f) on effect of tests, directing court in four circumstances how to consider evidence (presumptions, paternity index, experts' testimony); in redesignated par. 2511(j) (was "(i)") new last sentence added, "Reports of all such independent tests, accompanied by affidavit or certification [ch. 110, par. 1-109], and notice of any expert witnesses to be called to testify to the results of those tests shall be submitted to all parties at least 30 days before any hearing set to determine the issue of parentage."

P.A. 86-1482 amends various statutes relating to families and minors. EFFECTIVE JANUARY 14, 1991. Amends Children and Family Services Act (ch. 23, par. 5005) by adding new par. following par. defining "child welfare services": "The Department [of Children and Family Services] shall establish an administrative review and appeal process for children and families who request or receive child welfare services from the Department. Children who are wards of the Department and are placed by private child welfare agencies, and foster families with whom those children are placed, shall be afforded the same procedural and appeal rights as children and families in the case of placement by the Department, including the right to an initial review of a private agency decision by that agency. The Department shall insure that any private child welfare agency, which accepts wards of the Department for placement, affords those rights to children and foster families. The Department shall accept for administrative review and an appeal hearing made by a child or foster family concerning a decision following an initial review by a private child welfare agency. An appeal of a decision concerning a change in the placement of a child shall be conducted in an expedited manner." Amends Juvenile Court Act of 1987 in ch. 37, par. 802-10(2) (temporary custody hearing) as follows: adds following second sentence "The Department of Children and Family Services shall give testimony concerning indicated reports of abuse and neglect, of which they are aware of through the central registry, involving the minor's parent, guardian or custodian" and adds following fifth sentence "When a minor is placed in the home of a close relative, the Department of Children and Family Services shall complete a preliminary background review of the members of the minor's custodian's household in accordance with [ch. 23, par. 2214.3] within 90 days of that placement, and information required by [ch. 23, pars. 2214, 2214.2] will be evaluated within 180 days."



## Fees and Salaries

P.A. 86-1449 amends various statutes concerning circuit clerks and county reimbursements for judges' salaries. EFFECTIVE NOVEMBER 29, 1990. Amends Clerks of Court Act in ch. 25 as follows. In par. 27.1 (circuit clerk fees in counties other than Cook and Du Page) makes technical changes and in par. 27.1(u)(3) (maintenance and child support matters) provides, "In such cases, the Clerk shall [may, if authorized by ordinance of the county board,] collect a fee of up to \$3 for each periodic payment due and paid (including a separate fee for each payment due when several are combined into one payment to the Clerk), or an annual fee of \$36, from the person making such payment for administering the collection and distribution of maintenance and child support payments" (including language added, [bracketed] language deleted); in par. 27.2 (circuit clerk fees in Cook and DuPage Counties) makes technical changes and in newly designated par. 27.2(x) (formerly par. 27.2(17)) adds "Attorney General or any state's attorney" to law enforcement agencies exempt from circuit clerk's fees. Adds new par. 27.3(e): "Also in addition to the compensation provided by the county board, Clerks of the Circuit Court in counties in which one or more State correctional institutions ["any facility of the Department of Corrections \*\*\*"] are located shall receive reimbursement in the amount of \$10,000 per year for one employee to perform services in connection with the State correctional institution, payable monthly from the State Treasury to the treasurer of the county in which the additional staff is employed. This [par.] shall not apply to staff added before [November 29, 1990]." Amends Fees and Salaries Act in ch. 53, par. 3.2, 3.3 (counties other than Cook, Du Page and Will reimbursing State circuit and associate judges' \$500 additional salary) by changing month reimbursement due to State from county from last day of January to March.

## Human Rights Act

P.A. 86-1343 amends Illinois Human Rights Act in ch. 68, EFFECTIVE JANUARY 1, 1991. Among other things adds new par. 7-109.1, "The Department [of Human Rights] may administratively close a charge pending before the department if the issues which are the basis of the charges are being litigated in a State of federal court proceeding."

## Interpreter's Privilege

P.A. 86-1369 creates Interpreter Privilege Act in ch. 110. EFFECTIVE SEPTEMBER 10, 1990. In new pars. 51 thru 53 provides in part that if communication is otherwise privileged, that privilege is not waived because of interpreter's presence; defines privilege; other provisions.

## Judges

P.A. 86-1478 amends various statutes concerning the number and election of trial judges in Cook County. EFFECTIVE FEBRUARY 15, 1991. Amends ch. 37, pars. 25, 72.2, 72.2(e), 72.42, 160.2, and ch. 46, par. 7-10 by restoring those statutes *status quo ante* the court's decision in *People ex rel. Chicago Bar Association v. State Board of Elections* (1990), 136 Ill. 2d 513, which determined that P.A. 86-786's subdividing of Cook County into districts for the election of some appellate judges was unconstitutional and the dividing of Cook County into subcircuits for the election of some circuit judges was unseverable from the unconstitutional provisions. Then amends some of the now restored statutes as follows. Circuit Courts Act (ch. 37, new par. 72.2(f)) — legislature, using 1990 census, to divide Cook County Circuit into 15 subcircuits of equal population by July 1, 1991, from which 11 resident judges are to be elected; supreme court to allot new resident judgeships, "old" resident judgeships as they become vacant and converted associate judgeships until there are 11 for each subcircuit, and to determine numerical order for the subcircuits after subcircuits are created, which will serve as basis for determining order of assigning resident judgeships to subcircuits; resident judge elected from subcircuit must continue to reside in that subcircuit as long as he holds that office. Judicial Vacancies Act (ch. 37, par. 72.42(a)(4)) — Cook County Circuit to have 165 (was 83) resident judges: 83 "old" (suburbs only, city only) resident judgeships, 22 brand new resident judgeships (12 to be elected in 1992 and 10 to be elected in 1994), and 60 resident judgeships converted from associate judgeships as they become vacant; provisions for filling vacancies in resident judgeships by supreme court. Associate Judges Act (ch. 37, new par. 160.2(b)) — number of "population formula" associate judges in Cook County Circuit reduced by total of 60, effective as vacancies in office of associate judge occur. Election Code (ch. 46, par. 7-10 (nominating petitions)) — (underlined language added, [bracketed] language deleted), "(h) If for a candidate for judicial office, by at least 500 qualified primary electors of his or her judicial district, [or] subcircuit, as the case may be." Severability provision; other provisions.

P.A. 86-1488 amends judicial pension statutes in ch. 108½. EFFECTIVE JANUARY 14, 1991. Adds new par. 18-112.5 (payments and rollovers): "(a) The Board [of Trustees of the Judges Retirement System of Illinois] may adopt rules prescribing the manner of repaying refunds and purchasing any optional credits permitted under [par. 18-101 *et seq.*]. The rules may prescribe the manner of calculating interest when such payments or repayments are made in installments. (b) Rollover contributions from other retirement plans qualify under the U.S. Internal Revenue Code may be used to purchase any optional credit or repay any refund permitted under [par. 18-101 *et seq.*]." Amends par. 18-123 (survivor's annuity) by reopening period, until January 1, 1992, to elect to participate in survivor's annuity provisions. Adds new par.



18-127(b) (suspension of pension on reemployment), "Beginning January 1, 1991, any participant receiving a retirement annuity who accepts temporary employment from [the State or county (see par. 18-107)] for a period not exceeding 75 working days in any calendar year shall not be deemed to be regularly employed for compensation or to have resumed service as a judge for the purposes of [par. 18-101 *et seq.*]. A day shall be considered a working day if the annuitant performs on it any of his duties under the temporary employment agreement." Amends par. 18-128.01(f) (amount of survivor's annuity) (underlined language added), "Beginning January 1, 1990, every survivor's annuity shall be increased (1) on each January 1 occurring on or after the commencement of the annuity if the deceased member died while receiving a retirement annuity, or (2) in other cases, on each January 1 \*\*\* by an amount equal to 3% \*\*\*. Such increase shall apply without regard to whether the deceased member was in service on or after [January 14, 1991], but shall not accrue for any period prior to January 1, 1990."

### **Jurors**

P.A. 86-1395 amends jury duty statutes in ch. 78. EFFECTIVE SEPTEMBER 10, 1990. Makes essentially same amendment in par. 4.1 of Jury Act and par. 33.1 of Jury Commission Act concerning jury duty, notice to employer and right to time off by creating a kind of retaliatory discharge tort where employer of employee in jury service discharges, threatens to discharge, intimidates or coerces employee by reason of his service; violation by employer makes him liable for damages for loss of wages or other benefits suffered by employee and subjects him to being enjoined from further violations and being ordered to reinstate employee who is discharged by reason of jury service; other provisions relating to status and benefits of reinstated employee previously discharged, attorney fees, etc.

### **Juror Selection**

P.A. 86-1053 amends juror selection statutes in ch. 78. EFFECTIVE JULY 13, 1990. Amends "Jurors Act" as follows: in par. 1 deletes references to "towns" and "precincts"; in par. 1b provides, "[As provided in Rules of the Supreme Court,] The combination of the lists of registered voters and driver's license holders and the preparation of jury lists under this Act shall, when requested by the Chief Judge or his designee, be accomplished through the services of the Administrative Office of the Illinois Courts" ([bracketed] material deleted, underlined added) (In "Jury Commissioners Act" new par. 25a added providing same as in above par. 1b); in par. 2 adds sentence that county boards and jury commissioners may use services of Administrative Office in making selection of persons who are to be called to serve as petit jurors; in par. 5 deletes reference to two-year expiration of juror list; in pars. 8 and 20 adds that names of jurors may be "randomly drawn by computer." Amends "Jury Commissioners Act" as follows:

in pars. 25 and 31(a) deletes reference to "town" and "precinct"; in par. 31(a) deletes "not less than 5% of the aggregate thereof," pertaining to names taken from general jury list, to compile active jury list; in par. 31(c) eliminates requirement that "rules permit" no jury commissioner need be present if names drawn by computer.

### **Juvenile Court Act**

P.A. 86-1163 amends Juvenile Court Act of 1987 in ch. 37. EFFECTIVE AUGUST 10, 1990. Amends par. 805-7(2) (detention) in subpar. (C) (confinement in county jail or municipal lockup) by expecting the circumstances provided in new subpar. (D)), which states: "When a minor who is at least 15 years of age is prosecuted under [Ill. Rev. Stat., ch. 38, par. 1-1 *et seq.* (criminal law)], the court may enter an order directing that the juvenile be confined in the county jail. However, any juvenile confined in the county jail under this [subpar.] shall be separated from adults who are confined in the county jail in such a manner that there will be no contact by sight, sound or otherwise between the juvenile and adult prisoners. This [subpar.] shall not apply in [Cook County]."

P.A. 86-1167 amends Juvenile Court Act of 1987 in ch. 37. EFFECTIVE AUGUST 10, 1990. Amends par. 802-17 (guardian *ad litem*) in subpar. (1) as follows: "Immediately upon the filing of a petition \*\*\*, the court shall [may] appoint a guardian ad litem for the minor if: (a) such petition alleges that the minor is an abused or neglected child [the victim of sexual abuse or misconduct]; or" (underlined words added, [bracketed] words deleted).

P.A. 86-1327 amends statutes concerning funding departments and juvenile detention centers. EFFECTIVE SEPTEMBER 6, 1990. Adds in ch. 38 (Probation and Probation Officers Act) in par. 204—1b(3) that definition of probation officer includes "non-secure group home staff"; in par. 204-1b(4) that definition of basic services includes number of personnel necessary to comply with "detention services" workload standards and to operate "secure detention services, non-secure group home services"; and in new par. 204-7(4)(c) that State will reimburse county for probation services "100% of the salary for all secure detention personnel and non-secure group home personnel approved for reimbursement after December 1, 1990. Allocation of such positions will be based on comparative need considering capacity, staff/resident ratio, physical plant and program." Adds in ch. 38 (Unified Code of Corrections) in new par. 1003-2-2.2 that Illinois Department of Corrections "shall administer the County Juvenile Detention Center Revolving Loan Fund" which may receive funds from nearly unlimited sources that can be loaned "to any county for the purpose of constructing a new juvenile detention center or non-secure group home or remodeling, reconstructing or renovating an existing juvenile detention center or non-secure group home" that is to be administered by the circuit court; sets criteria for loan eligibil-



ity and interest rate; limits amount borrowed and provides term of loan payments; other provisions.

### **Mental Health Law**

P.A. 86-1402 amends Mental Health and Developmental Disabilities Code in ch. 91½. EFFECTIVE JANUARY 1, 1991. Among the changes made are the time limitations on orders in pars. 3-813(a) and 3-815(a): the 60-day provisions for orders of hospitalization or care and custody placement are increased to up to 180 days. Other provisions concerning psychotropic medication, restraint, seclusion, etc.

### **Municipal Code**

P.A. 86-1470 amends Illinois Municipal Code in ch. 24. EFFECTIVE DECEMBER 12, 1990. Amends par. 1-2-9.1 (service by certified mail) by providing that service of summons for municipal ordinance violation having fine of \$500 or less and no jail time may be "made by the city clerk."

P.A. 86-1202 amends Illinois Municipal Code in ch. 24. EFFECTIVE JANUARY 1, 1991. Adds in building code violations section applicable to cities having population of 100,000 or more new par. 11-31.1-11.1 (judgment on findings, decision, order); fine, costs, etc. remaining after exhausting procedures under Administrative Review Law are debts due and owing to municipality and may be collected in accordance with applicable law. Following expiration of time for bringing review under Administrative Review Law, municipality can bring court proceeding to obtain judgment on findings, decision and order; multiple findings against a person may be consolidated in one proceeding; service may be as provided in ch. 10, par. 2-203, or certified mail, provided total amount involved does not exceed \$2,500; other provisions.

### **Real Property Law**

P.A. 86-1481 amends statutes relating to real property. THE FOLLOWING IS EFFECTIVE JANUARY 1, 1992. Creates in ch. 30, new pars. 1201 thru 1209 Torrens Repeal Law; prohibits registration of land in Torrens system after January 1, 1992, but allows registration of memorials of adverse instruments until January 1, 1997; makes Registered Titles (Torrens) Act subject to Torrens Repeal Law and repeals ch. 30, par. 45 *et seq.* effective July 1, 1997 and other sections effective July 1, 2037; other provisions. THE FOLLOWING IS EFFECTIVE JANUARY 14, 1991. Amends Revenue Act of 1939 (ch. 120, par. 734) by providing that real property sold under Act may be redeemed 6 months from date of sale where such real estate prior to such sale was delinquent or forfeited for non-payment of general taxes "for each of 2 or more years" (was 5 or more years).

### **School Code**

P.A. 86-1474 amends School Code in ch. 122. EFFECTIVE JANUARY 10, 1991. Amends par. 30-15.12 (procedure on default) in that State Scholarship Commission shall bring suit in Cook County against student who defaults on loan, but "defendant may request a change of venue to the county where he resides, and the court has the authority to grant the change. Any defendant, within 30 days of service of summons, may file a written request by mail with the Commission to change venue. Upon receipt, the Commission shall move the court for a change of venue." Appears to legislatively correct deficiency found by court in *Williams v. State Scholarship Commission* (1990), 139 Ill. 2d 24.

### **State Government**

P.A. 86-1408 concerns automobile theft and insurance. EFFECTIVE JANUARY 1, 1991. Among other things creates Illinois Motor Vehicle Theft Prevention Act (ch. 95½, pars. 1301 thru 1308) which is administered within the Illinois Criminal Justice Information Authority and provides for a trust fund created by mandatory funding from motor vehicle insurers; the trust fund shall be expended to provide, *inter alia*, "financial support to \*\*\*the judiciary for programs designed to reduce motor vehicle theft and to improve the administration of motor vehicle theft laws."

P.A. 86-1415 amends State Comptroller Act in ch. 15. EFFECTIVE SEPTEMBER 11, 1990. Adds new par. 206.01 (specifications and establishment of accounting standards and principles) requiring Comptroller to establish Generally Accepted Standards and Principles for Illinois State Government, with Illinois Chief Justice *et al.* and to provide copy of standards at least 90 days prior to their adoption for comments.

### **Statutes**

P.A. 86-1324 amends many statutes concerning short titles. EFFECTIVE SEPTEMBER 6, 1990. This 127-page public act as reported in West's Illinois Legislative Service amends about 1,200 acts, giving them official short titles. *E.g.*, adds in ch. 1 new par. 800, "This Act may be cited as the Common Law Act"; in ch. 37 new par. 8.9, "This Act may be cited as the Supreme Court Act"; in ch. 76 new pars. 0.01, "This Act may be cited as the Jury Act"; in ch. 23.9, "This may be cited as the Jury Commission Act"; in ch. 121 new par. 700, "This Act may be cited as the Ferries Act"; in ch. 125 new par. 90, "This Act may be cited as the Junior Deputy Sheriff Act"; in ch. 127 new par. 800, "This Act may be cited as the State Lawsuit Immunity Act."

### **Vehicle Code**

P.A. 86-1241 amends Child Passenger Protection Act in ch. 95½. EFFECTIVE JANUARY 1, 1991. Substantially rewrites par. 1104 (child restraint system for child under age 4),

amends par. 1104a (child restraint system/seat belts for child age 4 or older but under age 6), and amends par. 1105 as follows, "In no event shall a person's [parent's or guardian's] failure to secure a child 6 years of age in an approved child restraint system or properly secure such child, if age 4 or 5, in a seat belt [an approved system] constitute contributory negligence or be admissible as evidence in the trial of any civil action" (underlined language added, [bracketed] language deleted).

P.A. 86-1242 amends Illinois Vehicle Code in ch. 95½. EFFECTIVE JANUARY 1, 1991. Adds new par. 11-501.7 creating "Youthful Intoxicated Drivers' Visitation Program" to be operated by "appropriate probation authorities of the [various circuit] courts." Provides that as "condition of probation or discharge of a person convicted of" DUI who was less than age 21 at time of offense, or person adjudicated delinquent for DUI, court may order offender to participate in program; describes program —visit to facility that cares for DUI victims or alcoholics; or visit to county morgue to observe DUI victims; offender to bear cost of program but indigency provision; counseling to be provided to offender before visit.

P.A. 86-1275 amends Illinois Vehicle Code in ch. 95½. EFFECTIVE JANUARY 1, 1991. Amends par. 4-107(i) (stolen, converted, recovered and unclaimed vehicles) by substituting the following for second par.: "Either the seizing law enforcement agency or the State's Attorney \*\*\* may make an application for an order of forfeiture to the circuit court in the county of seizure. The application for forfeiture shall be independent from any prosecution arising out of the seizure and is not subject to any final determination of such prosecution. The circuit court shall issue an order forfeiting the property to the seizing law enforcement agency if the court finds that the property did not at the time of seizure possess a valid manufacturer's identification number and that the original manufacturer's identification number cannot be ascertained \*\*\*." Amends par. 11-501.6(a) (implied consent — personal injury or fatal vehicle accident) by adding at end of par., "Compliance with [par. 11-501.6] does not relieve such person from the requirements of [par. 11-501.1 (implied consent — suspension and summary suspension of driver's license)]."





**VIII**  
**JUDICIAL OFFICERS OF THE**  
**STATE OF ILLINOIS**





**DISTRICTS OF ILLINOIS  
APPELLATE COURTS**

The map shows the following counties and districts:

- District 1:** COOK, DU PAGE, KANE, DE KALB, OGLE, WINNEBAGO, BOONE, MC HENRY, LAKE, JO DAVISS, STEPHENSON.
- District 2:** LEE, WHITESIDE, CARROLL, BUREAU, LA SALLE, KENDALL, WILL, KANKAKEE, IROQUOIS, VERMILION, CHAMPAIGN, FORD, MC LEAN, LIVINGSTON, MARSHALL, PUTNAM, STARK, PEORIA, KNOX, HENRY, ROCK ISLAND, MERCER, WARREN, HENDERSON, HANCOCK, MC DONOUGH, FULTON, MASON, TAZEWELL, LOGAN, DE WITT, PIATT, MAISON, MENARD, SANGAMON, CHRISTIAN, MOULTRIE, SHELBY, COLES, EDGAR, DOUGLAS, CLARK, CUMBERLAND, JEFFERSON, FAYETTE, MONTGOMERY, GREENE, MACOUPIN, JERSEY, CALHOUN, SCOTT, PIKE, BROWN, ADAMS, SCHUYLER, MADISON, BOND, CLINTON, WASHINGTON, PERRY, FRANKLIN, WILLIAMSON, SALINE, GALLATIN, WHITE, HAMILTON, EDWARDS, WABASH, LAWRENCE, RICHLAND, CRAWFORD, JASPER, CLAY, WAYNE, POPE, HARDIN, JOHNSON, UNION, MASSAC, PULASKI, ALEXANDER.
- District 3:** ROCK ISLAND, MERCER, WARREN, HENDERSON, HANCOCK, MC DONOUGH, FULTON, MASON, TAZEWELL, LOGAN, DE WITT, PIATT, MAISON, MENARD, SANGAMON, CHRISTIAN, MOULTRIE, SHELBY, COLES, EDGAR, DOUGLAS, CLARK, CUMBERLAND, JEFFERSON, FAYETTE, MONTGOMERY, GREENE, MACOUPIN, JERSEY, CALHOUN, SCOTT, PIKE, BROWN, ADAMS, SCHUYLER, MADISON, BOND, CLINTON, WASHINGTON, PERRY, FRANKLIN, WILLIAMSON, SALINE, GALLATIN, WHITE, HAMILTON, EDWARDS, WABASH, LAWRENCE, RICHLAND, CRAWFORD, JASPER, CLAY, WAYNE, POPE, HARDIN, JOHNSON, UNION, MASSAC, PULASKI, ALEXANDER.
- District 4:** LEE, WHITESIDE, CARROLL, BUREAU, LA SALLE, KENDALL, WILL, KANKAKEE, IROQUOIS, VERMILION, CHAMPAIGN, FORD, MC LEAN, LIVINGSTON, MARSHALL, PUTNAM, STARK, PEORIA, KNOX, HENRY, ROCK ISLAND, MERCER, WARREN, HENDERSON, HANCOCK, MC DONOUGH, FULTON, MASON, TAZEWELL, LOGAN, DE WITT, PIATT, MAISON, MENARD, SANGAMON, CHRISTIAN, MOULTRIE, SHELBY, COLES, EDGAR, DOUGLAS, CLARK, CUMBERLAND, JEFFERSON, FAYETTE, MONTGOMERY, GREENE, MACOUPIN, JERSEY, CALHOUN, SCOTT, PIKE, BROWN, ADAMS, SCHUYLER, MADISON, BOND, CLINTON, WASHINGTON, PERRY, FRANKLIN, WILLIAMSON, SALINE, GALLATIN, WHITE, HAMILTON, EDWARDS, WABASH, LAWRENCE, RICHLAND, CRAWFORD, JASPER, CLAY, WAYNE, POPE, HARDIN, JOHNSON, UNION, MASSAC, PULASKI, ALEXANDER.
- District 5:** LEE, WHITESIDE, CARROLL, BUREAU, LA SALLE, KENDALL, WILL, KANKAKEE, IROQUOIS, VERMILION, CHAMPAIGN, FORD, MC LEAN, LIVINGSTON, MARSHALL, PUTNAM, STARK, PEORIA, KNOX, HENRY, ROCK ISLAND, MERCER, WARREN, HENDERSON, HANCOCK, MC DONOUGH, FULTON, MASON, TAZEWELL, LOGAN, DE WITT, PIATT, MAISON, MENARD, SANGAMON, CHRISTIAN, MOULTRIE, SHELBY, COLES, EDGAR, DOUGLAS, CLARK, CUMBERLAND, JEFFERSON, FAYETTE, MONTGOMERY, GREENE, MACOUPIN, JERSEY, CALHOUN, SCOTT, PIKE, BROWN, ADAMS, SCHUYLER, MADISON, BOND, CLINTON, WASHINGTON, PERRY, FRANKLIN, WILLIAMSON, SALINE, GALLATIN, WHITE, HAMILTON, EDWARDS, WABASH, LAWRENCE, RICHLAND, CRAWFORD, JASPER, CLAY, WAYNE, POPE, HARDIN, JOHNSON, UNION, MASSAC, PULASKI, ALEXANDER.



**JUSTICES OF THE  
SUPREME COURT OF ILLINOIS  
(December 31, 1990)**

FIRST DISTRICT

Michael A. Bilandic  
Chicago

William G. Clark  
Chicago

Charles E. Freeman  
Chicago

SECOND DISTRICT

Thomas J. Moran  
Lake Forest

THIRD DISTRICT

James D. Heiple  
Pekin

FOURTH DISTRICT

Benjamin K. Miller  
Springfield

FIFTH DISTRICT

Horace L. Calvo  
Edwardsville

**JUDGES OF THE APPELLATE COURT OF ILLINOIS**  
**(December 31, 1990)**

FIRST DISTRICT

**First Division**

Robert C. Buckley  
Calvin C. Campbell  
Blanche M. Manning  
John M. O'Connor Jr. \*

**Second Division**

Gino L. DiVito \*\*  
Allen Hartman  
Anthony Scariano

**Third Division**

David Cerda \*\*  
Dom J. Rizzi  
John P. Tully  
William S. White \*

**Fourth Division**

Mel R. Jiganti \*\*  
Glenn T. Johnson  
David Linn  
Mary Ann McMorrow

**Fifth Division**

Michel A. Coccia\*  
Joseph A. Gordon  
Francis S. Lorenz  
Jill K. McNulty  
James C. Murray \*\*

**Sixth Division**

Edward J. Egan  
Rosemary D. LaPorta \*\*  
Daniel J. McNamara  
Thomas R. Rakowski

SECOND DISTRICT

John J. Bowman  
Marvin D. Dunn \*  
Fred A. Geiger \*\*  
Lawrence D. Inglis  
Robert D. McLaren  
John L. Nickels  
Philip G. Reinhard  
George W. Unverzagt  
Alfred E. Woodward \*

THIRD DISTRICT

Tobias Barry  
John A. Gorman \*\*  
Michael P. McCuskey  
Kent F. Slater  
Allan L. Stouder

FOURTH DISTRICT

Frederick S. Green  
James A. Knecht  
Carl Albert Lund  
John T. McCullough  
Joseph R. Spitz \*\*  
Robert J. Steigmann \*\*

FIFTH DISTRICT

Charles W. Chapman  
Richard P. Goldenhersh  
Moses W. Harrison II  
Robert H. Howerton  
Henry Lewis \*  
Philip J. Rarick  
Thomas M. Welch

\*Retired Recalled \*\*Circuit Assigned

**INDUSTRIAL COMMISSION DIVISION**

**1st District**

Principal	Alternate
Daniel J. McNamara	Vacancy

**2nd District**

Alfred E. Woodward	Fred A. Geiger
--------------------	----------------

**3rd District**

Tobias Barry*	Vacancy
---------------	---------

**4th District**

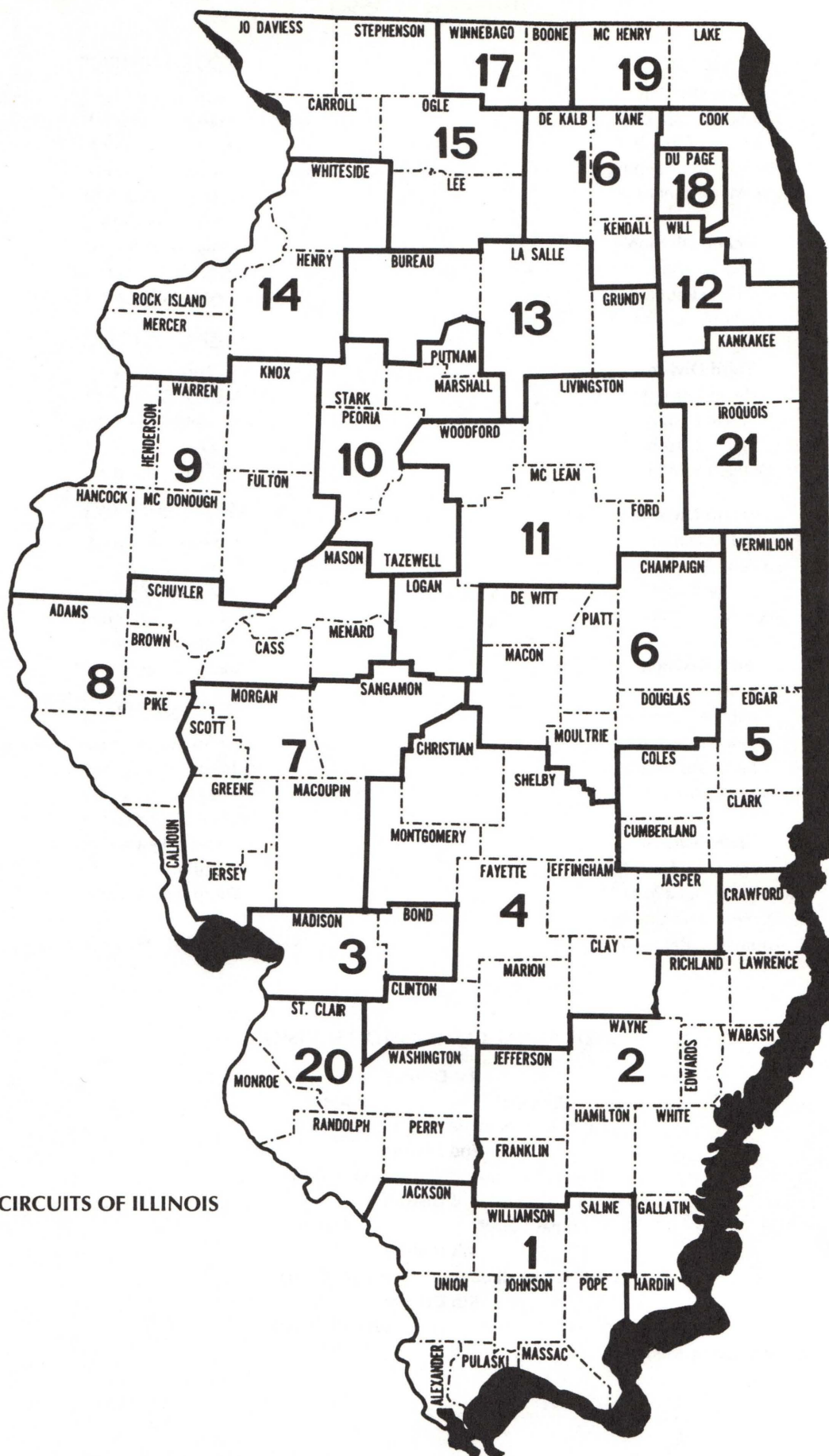
John T. McCullough	Joseph R. Spitz
--------------------	-----------------

**5th District**

Henry Lewis	Philip J. Rarick
-------------	------------------

\*Selected as Presiding Judge by Members





**CIRCUIT COURT JUDICIAL OFFICERS OF ILLINOIS**  
**(December 31, 1990)**

**COOK COUNTY**

**Harry G. Comerford, Chief Judge**

Wayne R. Andersen  
Earl Arkiss  
Martin C. Ashman  
James M. Bailey  
Peter Bakakos  
Miriam D. Balanoff  
Ronald J. P. Banks  
Frank W. Barbaro  
Francis Barth  
Carole K. Bellows  
Vincent Bentivenga  
Christy S. Berkos  
Richard B. Berland  
Edwin M. Berman  
Walter B. Bieschke  
Robert V. Boharic  
Anthony J. Bosco  
Everette A. Braden  
Martin F. Brodtkin  
Philip L. Bronstein  
Clarence Bryant  
Henry A. Budzinski  
Jerome T. Burke  
Edward R. Burr  
Bernard Carey  
Philip J. Carey  
Thomas P. Cawley  
David Cerda \*\*  
Michael C. Close  
Irwin Cohen  
William Cousins Jr.  
Ronald J. Crane  
John W. Crilly  
John J. Crown  
Richard L. Curry  
Robert E. Cusack  
Michael F. Czaja  
Barbara J. Disko  
Gino L. DiVito \*\*  
Loretta C. Douglas  
Arthur L. Dunne  
Charles J. Durham  
Thomas P. Durkin  
Morton C. Elden \*  
Glynn J. Elliott Jr.  
Richard J. Elrod  
Paul F. Elward  
Robert D. Ericsson  
Hyman Feldman \*  
Edward G. Finnegan

Thomas R. Fitzgerald  
Kathy M. Flanagan  
Thomas E. Flanagan  
James P. Flannery Jr.  
Philip A. Fleischman \*  
Lester D. Foreman  
Julian J. Frazin  
Allen A. Freeman  
Michael J. Gallagher  
Marion W. Garnett  
James A. Geocaris  
Michael Brennan Getty  
Louis J. Giliberto  
Kenneth L. Gillis  
Francis W. Glowacki  
Myron T. Gomberg  
Leonard R. Grazian  
Albert Green  
Alan J. Greiman  
Patrick S. Grossi  
Charles J. Grupp  
John W. Gustafson  
Sophia H. Hall  
Arthur N. Hamilton  
Curtis Heaston  
Thomas A. Hett  
James J. Heyda  
Edward C. Hofert  
Thomas E. Hoffman  
Michael J. Hogan  
Leo E. Holt  
Mary Heftel Hooton  
John N. Hourihane  
Aaron Jaffe  
Mel R. Jiganti \*\*  
Eddie C. Johnson  
Sidney A. Jones III  
Michael S. Jordan  
Richard H. Jorzak  
Donald E. Joyce  
Aubrey F. Kaplan  
Themis N. Karnezis  
John T. Keleher  
Daniel J. Kelley  
Michael J. Kelly  
Herman Knell  
Marilyn R. Komosa  
Walter J. Kowalski  
Franklin I. Kral  
Rosemary D. LaPorta \*\*

Willard J. Lassers  
Jerome Lerner  
Ian H. Levin \*  
Leonard L. Levin  
David G. Lichtenstein  
Daniel J. Lynch  
Benjamin S. Mackoff  
Francis J. Mahon  
Samuel C. Maragos  
Edward H. Marsalek  
Margaret K. McBride  
Carl McCormick  
Lester D. McCurrie  
John A. McElligott \*  
Paddy H. McNamara  
Howard M. Miller  
Judy Mitchell-Davis  
Anthony S. Montelione  
Loretta Hall Morgan  
John E. Morrissey  
James E. Murphy  
James C. Murray \*\*  
Benjamin Nelson \*  
Richard E. Neville  
Odas Nicholson  
Irving R. Norman  
Benjamin E. Novoselsky  
Stuart A. Nudelman  
Donald J. O'Brien Jr.  
Thomas J. O'Brien  
Donald P. O'Connell  
Margaret G. O'Malley \*  
Frank Orlando  
Romie J. Palmer  
Daniel Pascale  
Edward E. Plusdrak \*  
William P. Prendergast  
James S. Quinlan Jr.  
Thomas P. Quinn  
Ellis E. Reid  
Monica D. Reynolds  
Ronald C. Riley  
John W. Rogers  
Richard L. Samuels \*  
Gerald L. Sbarboro  
Stephen A. Schiller  
Joseph Schneider  
Anthony J. Scotillo  
Shelvin Singer  
Frank M. Siracusa

\*Retired Recalled      \*\*Circuit Assigned



Robert L. Sklodowski  
Dean J. Sodaro  
Irwin J. Solganick  
Jack G. Stein  
Earl E. Strayhorn  
Arthur A. Sullivan \*  
Harold W. Sullivan  
James E. Sullivan  
Fred G. Suria Jr.  
Alfred B. Teton \*

Mary Jane Theis  
Mary M. Thomas  
Michael P. Toomin  
Dean M. Trafelet \*  
Raymond E. Trafelet \*  
Anton J. Valukas  
John V. Virgilio  
Eugene L. Wachowski \*  
Daniel S. Weber  
Louis A. Wexler \*

Claude E. Whitaker  
Alexander P. White  
Daniel J. White  
Willie Mae Whiting  
James H. Williams  
Warren D. Wolfson  
Stephen R. Yates  
James A. Zafiratos  
George J. Zimmerman

### Associate Judges

Charles A. Alfano  
Sam L. Amirante  
Harry B. Aron  
Reginald H. Baker  
Charles I. Barish  
Ronald F. Bartkowicz  
Robert P. Bastone  
John J. Beatty  
Consuelo E. Bedoya  
John M. Berry  
Peter Bianco Jr.  
Janice L. Bierman  
Michael B. Bolan  
Lester A. Bonaguro  
Preston L. Bowie Jr.  
John D. Brady  
Gary L. Brownfield  
Harry R. Buoscio  
Robert Cahill  
Eugene E. Champion  
Brent F. Carlson  
Lawrence W. Carroll  
Joseph N. Casciato  
Donna L. Cervini  
George Z. Chrones  
Carl J. Cipolla  
Judith N. Cohen  
George W. Cole  
Thomas J. Condon  
Maureen E. Connors  
Mary M. Conrad  
Joan M. Corboy  
Jacqueline P. Cox  
Rosaland M. Crandell  
Abishi C. Cunningham  
Ronald S. Davis  
Frank DeBoni  
Julia Quinn Dempsey  
Dennis A. Dernbach  
Grace G. Dickler  
John J. Divane  
James G. Donegan  
David Donnersberger  
Richard E. Dowdle

James D. Egan  
David A. Erickson  
Edward M. Fiala Jr.  
Howard L. Fink  
John M. Flaherty  
Lawrence P. Fox  
Paul T. Foxgrover  
Margaret J. Frossard  
Nello P. Gamberdino  
Sheldon C. Garber  
Sheldon Gardner  
Jerome Garoon  
Edwin A. Gausselin  
Marvin E. Gavin  
Francis A. Gembala  
Will E. Gierach  
Daniel T. Gillespie  
Rene Goier  
Gilbert J. Grossi  
Perry J. Gulbrandsen  
Calvin H. Hall  
R. Morgan Hamilton  
Joseph W. Handy  
James L. Harris  
Miriam E. Harrison  
James F. Henry  
William J. Hibbler  
Ronald A. Himel  
Earl B. Hoffenberg  
Dennis M. Horan  
Ann Houser  
Cornelius J. Houtsma Jr.  
Arthur L. Janura Jr.  
Evelyn F. Johnson  
Sandi G. Johnson-Speh  
Pamela G. Karahalios  
Howard R. Kaufman  
Richard A. Kavitt  
Richard S. Kelly  
William A. Kelly  
Carol A. Kipperman  
Randy A. Kogan  
Robert J. Kowalski  
Thaddeus L. Kowalski

Robert W. Krop  
Lambros J. Kutrubis  
Richard A. La Cien  
Bertina E. Lampkin  
John G. Laurie  
Charles C. Leary  
Mitchell Leikin  
Philip S. Lieb  
James B. Linn  
Clarence S. Lipnick  
Daniel Locallo  
Charles M. Loverde  
Martin G. Luken \*  
Joseph M. Macellaio  
John K. Madden  
Ronald E. Magnes  
Jeffrey A. Malak  
John J. Mannion  
Wendell P. Marbly  
Charles M. May  
John F. McBride  
Brendan J. McCooey  
James P. McCourt  
Martin E. McDonough  
Patrick E. McGann  
Clifford L. Meacham  
James J. Meehan  
Frank W. Meekins  
Daniel R. Miranda  
Matthew J. Moran  
J. Patrick Morse  
James V. Murphy II  
Michael J. Murphy  
Sheila M. Murphy  
Michael J. Murray  
Robert F. Nix  
Julia M. Nowicki  
Daniel J. O'Brien  
John T. O'Donnell  
Ronald W. Olson  
Jerome M. Orbach  
Marcia B. Orr  
Alfred J. Paul  
Saul Anthony Perdomo

\*Retired Recalled    \*\*Circuit Assigned

Arthur C. Perivolidis  
Nicholas T. Pomaro  
Michael J. Pope  
Charles E. Porcellino  
Dennis J. Porter  
Paul P. Preston  
Francis J. Reilly  
Robert R. Retke  
Ralph Reyna  
Wayne D. Rhine  
Edwin J. Richardson  
D. Adolphus Rivers  
Gerald T. Rohrer  
Joseph H. Romano  
Arthur Rosenblum  
George W. Rothschild  
Marvin H. Ruttenberg  
John R. Ryan  
Stanley J. Sacks  
Norman Sands

Howard T. Savage  
James M. Schreier  
Harvey Schwartz  
John J. Scotillo  
Anne O'Laughlin Scott  
Michael F. Sheehan Jr.  
Paul M. Sheridan  
Philip M. Sheridan  
Robert M. Smierciak  
James G. Smith  
Susan Snow  
John M. Sorrentino  
Leslie E. South  
Bernard R. Spak  
Stewart D. Spitzer  
Oliver M. Spurlock  
James F. Stack  
Marjan P. Staniec  
Michael W. Stuttley  
Thomas R. Sumner

Karen T. Tobin  
Morris Topol  
Thomas M. Tucker  
Joseph J. Urso  
John A. Ward  
William F. Ward Jr.  
John A. Wasilewski  
Cyril J. Watson  
Jack Arnold Welfeld  
Daniel G. Welter  
Gene Wilens  
Walter M. Williams  
Gerald T. Winiecki  
William S. Wood  
Leo F. Wrenn  
Willie B. Wright  
Thomas J. Wynn  
Nicholas S. Zagone  
Michael C. Zissman

### **FIRST CIRCUIT**

#### **Circuit Judges**

**William A. Lewis, Chief Judge**

Donnie Dickey Bigler  
Terry J. Foster  
John P. Gilbert  
Thomas W. Haney  
Michael J. Henshaw

Snyder Howell  
Donald Lowery  
Paul S. Murphy  
George M. Oros

William G. Schwartz  
Stephen L. Spomer  
David W. Watt Jr.  
James R. Williamson

#### **Associate Judges**

Arlie O. Boswell Jr.  
Rodney A. Clutts

Kimberly L. Dahlen  
E. D. Kimmel

C. David Nelson  
William Henry Wilson

### **SECOND CIRCUIT**

#### **Circuit Judges**

**Terrence J. Hopkins, Chief Judge**

Larry O. Baker  
Philip B. Benefiel  
David M. Correll  
Don A. Foster  
Donald E. Garrison

Robert S. Hill  
Robert M. Keenan Jr.  
Loren P. Lewis  
John I. Lundmark

Patrick F. McLaughlin  
Thomas H. Sutton  
David L. Underwood  
James M. Wexstten

#### **Associate Judges**

Leo T. Desmond  
James V. Hill

Bruce D. Irish

George W. Timberlake

### **THIRD CIRCUIT**

#### **Circuit Judges**

**Charles V. Romani Jr., Chief Judge**

Nicholas G. Byron  
John L. DeLaurenti  
Edward C. Ferguson

Phillip J. Kardis  
A. Andreas Matoesian  
George J. Moran Jr.

P. J. O'Neill  
Paul E. Riley



### **Associate Judges**

Ellar Duff  
Wendell Durr  
George Filcoff  
Robert P. Hennessey

Jonathan Isbell  
J. Lawrence Keshner  
Gordon E. Maag

Lola P. Maddox  
Michael J. Meehan  
Daniel J. Stack

### **FOURTH CIRCUIT**

#### **Circuit Judges**

**Michael R. Weber, Chief Judge**

Richard H. Brummer  
Edward C. Eberspacher  
Joseph L. Fribley  
Arthur G. Henken

Dennis M. Huber  
William D. Kelly  
David L. Sauer

Steven P. Seymour  
Rolland F. Tipsword  
William R. Todd

### **Associate Judges**

John P. Coady  
James R. Harvey

Mark M. Joy  
Harold H. Pennock III

David W. Slater  
Robert F. A. Stocke

### **FIFTH CIRCUIT**

#### **Circuit Judges**

**Ralph S. Pearman, Chief Judge**

Robert B. Cochonour  
Thomas J. Fahey  
Rita B. Garman

Paul C. Komada  
John P. O'Rourke  
Tracy W. Resch

Richard E. Scott  
Joseph R. Spitz \*\*  
Ashton C. Waller Jr.

### **Associate Judges**

H. Dean Andrews  
David G. Bernthal

Gary W. Jacobs  
Joseph C. Moore II

Joseph P. Skowronski Jr.

### **SIXTH CIRCUIT**

#### **Circuit Judges**

**Rodney A. Scott, Chief Judge**

John L. Davis  
Dan L. Flannell  
John K. Greanias  
Harold L. Jensen

Frank W. Lincoln  
George S. Miller  
Jerry L. Patton  
Stephen H. Peters

John P. Shonkwiler  
Robert J. Steigmann \*\*  
John G. Townsend

### **Associate Judges**

Harry E. Clem  
John R. De La Mar  
Scott B. Diamond  
Jeffery B. Ford

Paul M. Francis  
James A. Hendrian  
Theodore E. Paine

Donald R. Parkinson  
Arthur F. Powers Jr.  
Warren A. Sappington

### **SEVENTH CIRCUIT**

#### **Circuit Judges**

**Joseph P. Koval, Chief Judge**

J. David Bone  
Richard J. Cadagin  
Thomas P. Carmody  
C. Joseph Cavanagh

James W. Day  
Sue E. Myerscough  
Ronald F. Robinson

Thomas G. Russell  
Jeanne E. Scott  
Raymond L. Terrell

\*Retired Recalled    \*\*Circuit Assigned

### **Associate Judges**

Diane L. Brunton  
Roger W. Holmes  
John R. Keith

John Anthony Mehlick  
Tim P. Olson  
George H. Ray

Dennis L. Schwartz  
Stuart H. Shiffman

### **EIGHTH CIRCUIT**

#### **Circuit Judges**

**David K. Slocum, Chief Judge**

Thomas L. Brownfield  
Dennis K. Cashman  
Robert W. Cook  
Carson D. Klitz

Lyle E. Lipe  
Alfred L. Pezman  
Fred W. Reither

Michael R. Roseberry  
Mark A. Schuering  
Robert L. Welch

### **Associate Judges**

Paul A. Kolodziej  
Arthur R. Strong

Chet W. Vahle

John C. Wooleyhan

### **NINTH CIRCUIT**

#### **Circuit Judges**

**Stephen G. Evans, Chief Judge**

William D. Henderson  
Bufford W. Hottle  
Scott I. Klukos

Stephen C. Mathers  
Richard C. Ripple

Daniel J. Roberts  
Charles H. Wilhelm

### **Associate Judges**

Kenneth L. Bath  
Harry C. Bulkeley  
John R. Clerkin

Larry W. Heiser  
James B. Stewart

Donald L. Stoffel  
Ronald C. Tenold

### **TENTH CIRCUIT**

#### **Circuit Judges**

**Robert E. Manning Jr., Chief Judge**

John A. Barra  
Bruce W. Black  
Robert J. Cashen

Donald C. Courson  
John A. Gorman \*\*  
Richard E. Grawey

Joe Billy McDade  
Scott A. Shore

### **Associate Judges**

J. Peter Ault  
Robert A. Barnes Jr.  
C. Brett Bode  
Charles A. Covey

Thomas G. Ebel  
Arthur H. Gross  
Brian M. Nemenoff  
Jackson P. Newlin

E. Michael O'Brien  
William J. Reardon  
Rebecca R. Steenrod  
William H. Young \*

### **ELEVENTH CIRCUIT**

#### **Circuit Judges**

**William T. Caisley, Chief Judge**

Richard M. Baner  
Luther H. Dearborn  
Gerald G. Dehner

Charles E. Glennon  
William M. Roberts

Wayne C. Townley Jr.  
W. Charles Witte

\*Retired Recalled    \*\*Circuit Assigned



### **Associate Judges**

David L. Coogan  
W. Mark Dalton  
William D. DeCardy

Ronald C. Dozier  
Charles H. Frank  
John P. Freese

Harold J. Frobish  
Joseph H. Kelley

### **TWELFTH CIRCUIT**

#### **Circuit Judges**

##### **Herman S. Haase, Chief Judge**

Robert R. Buchar  
Rodney B. Lechwar

Edward F. Masters  
William R. Penn

Angelo F. Pistilli

#### **Associate Judges**

Raymond A. Bolden  
Vincent J. Cerri  
John F. Cirricione  
Thomas M. Ewert  
Bruce Douglas Falk

Edwin B. Grabiec  
Kathleen G. Kallan  
Ludwig J. Kuhar  
Robert C. Lorz  
Michael H. Lyons

Gilbert L. Niznik  
Martin Rudman  
Edward D. Smith  
Stephen D. White

### **THIRTEENTH CIRCUIT**

#### **Circuit Judges**

##### **Alexander T. Bower, Chief Judge**

Robert L. Carter  
William P. Denny

George C. Hupp  
Louis J. Perona

C. Howard Wampler  
Richard R. Wilder

#### **Associate Judges**

Robert Henry Adcock  
James A. Lanuti

Donald E. Norton  
Howard C. Ryan Jr.

James J. Wimbiscus  
John David Zwanzig

### **FOURTEENTH CIRCUIT**

#### **Circuit Judges**

##### **Jeffrey W. O'Connor, Chief Judge**

Joseph F. Beatty  
Robert W. Castendyck  
Martin E. Conway Jr.  
Clarence A. Darrow

Danny A. Dunagan  
Susan B. Gende  
Jay M. Hanson  
Edward Keefe

John Donald O'Shea  
John M. Telleen  
James T. Teros

#### **Associate Judges**

Clarke C. Barnes  
Thomas C. Berglund  
Michael P. Brinn

Dennis A. DePorter  
John R. McClean Jr.  
Dana R. McReynolds

James J. Mesich  
Timothy J. Slavin  
Ronald C. Taber

### **FIFTEENTH CIRCUIT**

#### **Circuit Judges**

##### **John W. Rapp Jr., Chief Judge**

Thomas E. Hornsby  
William A. Kelly  
F. Lawrence Lenz

Tomas M. Magdich  
Francis X. Mahoney

John L. Moore  
Lawrence A. Smith Jr.

\*Retired Recalled    \*\*Circuit Assigned

### **Associate Judges**

Barry R. Anderson  
Eric S. DeMar

Richard E. DeMoss  
Martin D. Hill

Robin A. Minnis  
John E. Payne

### **SIXTEENTH CIRCUIT**

#### **Circuit Judges**

**Michael J. Colwell, Chief Judge**

John W. Countryman  
Philip L. DiMarzio  
Patrick J. Dixon  
Melvin E. Dunn

Douglas R. Engel  
Pamela K. Jensen  
Gene L. Nottolini  
Michael F. O'Brien

Barry E. Puklin  
James F. Quetsch  
Grant S. Wegner  
James M. Wilson

#### **Associate Judges**

James T. Doyle  
Roger W. Eichmeier  
Donald J. Fabian  
Robert Peter Grometer

Thomas E. Hogan  
Robert C. Jenkins  
Richard D. Larson

John L. Petersen  
Timothy Q. Sheldon  
Peter K. Wilson Jr.

### **SEVENTEENTH CIRCUIT**

#### **Circuit Judges**

**Harris H. Agnew, Chief Judge**

Robert G. Coplan  
Daniel D. Doyle  
David A. Englund

Galyn W. Moehring  
John W. Nielsen

R. L. Pirrello  
David F. Smith

#### **Associate Judges**

Rosemary Collins  
Robert J. French  
Timothy R. Gill  
Gerald F. Grubb

Frederick J. Kapala  
John Todd Kennedy  
Michael R. Morrison  
Steven M. Nash

Alford R. Penniman  
K. Craig Peterson  
Richard W. Vidal

### **EIGHTEENTH CIRCUIT**

#### **Circuit Judges**

**Anthony M. Peccarelli, Chief Judge**

William E. Black  
John W. Darrah  
Michael R. Galasso

Carl F. J. Henninger  
Edward W. Kowal  
John J. Nelligan

John S. Teschner  
Robert R. Thomas  
Bonnie M. Wheaton

#### **Associate Judges**

George J. Bakalis  
Edmund P. Bart  
Joseph S. Bongiorno  
Robert E. Byrne  
Thomas E. Callum  
Margaret O. Coffin  
Kevin P. Connelly  
Robert A. Cox  
Peter J. Dockery

Edward R. Duncan Jr.  
Philip J. R. Equi  
Francis W. Faris Jr.  
C. Andrew Hayton  
Donald J. Hennessy  
James W. Jerz  
Ann B. Jorgensen  
Roy F. Lawrence

S. Keith Lewis  
Richard A. Lucas  
Ronald B. Mehling  
Maryellen Provenzale  
Charles E. Ruth  
Brian F. Telander  
Perry R. Thompson  
Eugene A. Wojcik

\*Retired Recalled    \*\*Circuit Assigned



## **NINETEENTH CIRCUIT**

### **Circuit Judges**

**Bernard E. Drew Jr., Chief Judge**

William D. Block  
Henry L. Cowlin  
Fred A. Geiger \*\*

John R. Goshgarian  
Roland A. Herrmann  
Jack Hoogasian

Charles F. Scott  
Michael J. Sullivan  
Stephen E. Walter

### **Associate Judges**

Ward S. Arnold  
Terrence J. Brady  
Wallace B. Dunn  
Conrad F. Floeter  
James C. Franz  
Michael John Fritz  
Barbara Gilleran-Johnson  
David M. Hall  
Harry D. Hartel Jr.

William F. Homer  
Susan F. Hutchinson  
E. Thomas Lang  
Victoria L. Martin  
Raymond J. McKoski  
Gary G. Neddenriep  
George W. Pease  
Haskell M. Pitluck

John G. Radosevich  
Victoria A. Rossetti  
Emilio B. Santi  
Thomas A. Schermerhorn  
Christopher C. Starck  
Henry C. Tonigan III  
Peter M. Trobe  
Jane D. Waller

## **TWENTIETH CIRCUIT**

### **Circuit Judges**

**Stephen M. Kernan, Chief Judge**

James K. Donovan  
Patrick J. Fleming  
Jerry D. Flynn  
Robert N. Gandy

Dennis J. Jacobsen  
Lloyd A. Karmer  
Jerome F. Lopinot  
Michael J. O'Malley

Roger M. Scrivner  
William B. Starnes  
Milton S. Wharton

### **Associate Judges**

Richard Aguirre  
Robert L. Craig  
Ellen A. Dauber  
Jan V. Fiss

John M. Goodwin Jr.  
Robert J. Hillebrand  
Robert P. LeChien  
Earle McCaskill

Sheila O'Brien  
James M. Radcliffe  
William A. Schuwerk  
C. Glenn Stevens

## **TWENTY-FIRST CIRCUIT**

### **Circuit Judges**

**James R. Blunk, Chief Judge**

Patrick M. Burns  
Robert L. Dannehl

Wayne P. Dyer  
Daniel W. Gould

John F. Michela

### **Associate Judges**

Roger A. Benson

Dwight W. McGrew

Sheldon W. Reagan

\*Retired Recalled      \*\*Circuit Assigned

# **IX**

## **1990 CASELOADS AND STATISTICAL RECORDS OF THE ILLINOIS COURTS**



THE UNIVERSITY OF CHICAGO  
LIBRARY  
18

**The Illinois Supreme Court 1990 Caseload  
and Statistical Records**





**TREND OF CASES IN THE SUPREME COURT  
DURING 1990**

People's Cases General Docket	Pending at Start	Filed	* Allowed	** Disposed Of	Pending at End	Inventory Increase (+) Decrease (-)
Petitions for Leave to Appeal	134	749	45	692	191	57
Petitions Allowed***	35	—	—	32	32	-3
Motions for Direct Appeal	1	1	1	1	1	—
Motions Allowed***	1	—	—	1	0	-1
Original Action Motions	3	20	1	19	4	1
Motions Allowed***	0	—	—	0	0	—
Motions for Supervisory Orders	0	25	2	22	3	3
Motions Scheduled for Briefing***	1	—	—	1	0	-1
Direct Appeal — Statute Invalid	9	20	—	8	21	12
Direct Appeal — Capital	43	23	—	18	48	5
Direct Appeal — Capital P.C. R651	8	7	—	3	12	4
Disciplinary Cases	6	6	—	7	5	-1
Certificates of Importance	1	0	—	1	0	-1
Miscellaneous	0	13	0	11	2	2
Total People's Cases	242	864	49	816	290	48

Civil Cases General Docket	Pending at Start	Filed	* Allowed	** Disposed Of	Pending at End	Inventory Increase (+) Decrease (-)
Petitions for Leave to Appeal	113	695	80	606	202	89
Petitions Allowed***	72	—	—	60	12	-60
Motions for Direct Appeal	5	13	3	14	4	-1
Motions Allowed***	4	—	—	4	0	-4
Original Action Motions	2	27	0	29	0	-2
Motions Allowed***	1	—	—	1	0	-1
Motions for Supervisory Orders	1	35	4	33	3	2
Motions scheduled for briefing***	1	—	—	1	0	-1
Motions to Transfer and Consolidate Circuit Court Cases	0	3	0	1	2	2
Direct Appeal — Statute Invalid	5	1	—	5	1	-4
Certificates of Importance	2	2	—	2	2	—
Miscellaneous	0	4	0	3	1	1
Total Civil Cases	206	780	87	759	227	21

Miscellaneous Cases						
Miscellaneous Record	315	847	—	820	342	27
Miscellaneous Docket	20	140	—	141	19	-1
Total Miscellaneous Cases	335	987	0	961	361	26

Total All Cases	783	2631	136	2536	878	95
-----------------	-----	------	-----	------	-----	----

\*Also reflected in either "disposed" or "pending" categories.

\*\*Denied, dismissed, opinion, or supervisory order. For Miscellaneous Record and Miscellaneous Docket: allowed, denied, dismissed, or other.

\*\*\*Petitions/motions allowed in previous year(s), and cases still pending at start of 1990.





**The Illinois Appellate Court 1990 Caseload  
and Statistical Records**





**TREND OF CASES IN THE APPELLATE COURT  
DURING 1990**

Appellate District	Type of Case	Number of Cases Pending January 1, 1990	Number of Cases Filed During 1990	Number of Cases Reinstated	Number of Cases Disposed of	Number of Cases Disposed of By Opinion	Number of Cases Disposed of By Rule 23 Order	Number of Cases Pending December 31, 1990	Inventory Increase (+) Decrease (-)
First .....	Civil .....	1808 (27)	1835 (42)	27	1763 (41)	604 (19)	333 (13)	1907 (28)	99
	Criminal ...	3030	1822	303	2113	297	1219	3042	12
Second .....	Civil .....	556 (8)	854 (10)	18	761 (9)	199 (3)	254 (3)	667 (9)	111
	Criminal ...	653	602	9	501	132	215	763	110
Third .....	Civil .....	339 (8)	473 (23)	5	495 (22)	146 (6)	167 (11)	322 (9)	-17
	Criminal ...	397	409	0	414	111	197	392	-5
Fourth .....	Civil .....	294 (19)	462 (14)	1	526 (20)	191 (6)	174 (12)	231 (13)	-63
	Criminal ...	312	416	2	473	139	260	257	-55
Fifth .....	Civil .....	516 (12)	554 (15)	4	533 (16)	155 (9)	128 (6)	541 (11)	25
	Criminal ...	415	288	1	251	61	128	453	38
Totals .....	Civil .....	3513 (74)	4178 (104)	55	4078 (108)	1295 (43)	1056 (45)	3668 (70)	155
	Criminal ...	4807	3537	315	3752	740	2019	4907	100

( ) Industrial Commission Division Cases

Note: Figures do not necessarily balance in certain categories.



**CASES DISPOSED OF IN THE APPELLATE COURT  
DURING 1990**

		METHOD OF DISPOSITION															
Appellate District	Type of Case	Affirmed		Reversed		Affirmed in Part and/or Reversed in Part		Reversed and Remanded		Modified		Vacated and/or Remanded		Dismissed		Disposed of Without Opinion Or Order*	Total Cases Disposed
		By Opinion	By Order*	By Opinion	By Order*	By Opinion	By Order*	By Opinion	By Order*	By Opinion	By Order*	By Opinion	By Order*	By Opinion	By Order*		
First .....	Civil .....	326 (13)	235 (13)	48 (1)	19	85 (1)	17	126 (23)	45	1	5	3	1	15	13	826 (9)	1765 (60)
	Criminal ...	170	1043	18	12	41	73	59	78	4	7	2	1	3	6	597	2114
Second .....	Civil .....	86 (3)	146 (3)	18	14	24	30	57	34	0	0	4	4	10	26	308 (3)	761 (9)
	Criminal ...	66	166	8	6	16	15	37	19	0	1	5	4	0	4	154	501
Third .....	Civil .....	81 (4)	124 (8)	9 (1)	9 (3)	18 (1)	7	34	16	0	0	2	1	3	14 (1)	177 (4)	495 (22)
	Criminal ...	68	154	7	12	17	18	17	5	0	0	2	4	0	4	106	414
Fourth .....	Civil .....	102 (6)	131 (10)	23	15	36	12	28	12 (2)	0	0	2	0	0	4	161 (2)	526 (20)
	Criminal ...	92	194	6	2	22	40	15	16	0	0	3	7	1	1	74	473
Fifth .....	Civil .....	83 (7)	76 (4)	8 (1)	12 (1)	23	15 (0)	30 (1)	20	0	0	3	1 (1)	8	4	250 (1)	533 (16)
	Criminal ...	36	75	1	1	13	33	10	15	0	0	1	4	0	0	62	251
Totals .....	Civil .....	678 (33)	714 (38)	106 (3)	69 (4)	186 (2)	81 (0)	275 (24)	127 (2)	1	5	14	7 (1)	36	61 (1)	1722 (19)	4082 (127)
	Criminal ...	432	1635	40	33	109	179	138	133	4	8	13	20	4	15	993	3756

( ) Industrial Commission Division Cases

\*Pursuant to Supreme Court Rule 23

**CASES DISPOSED OF WITHOUT OPINION OR ORDER  
PURSUANT TO SUPREME COURT RULE 23  
DURING 1990**

		METHOD OF DISPOSITION WITHOUT OPINION OR ORDER														
Appellate District	Type of Case	Dismissed			Dismissed on Court Motion			Leave <sup>a</sup> to Appeal Denied	Motion <sup>b</sup> for Leave to File Late Notice of Appeal Denied	Remanded With Direction For Further Proceeding	Dismissed in the Trial Court	Bail Order Entered	Confession of Error	Transferred to Proper Court	Other Dispositions	Total Cases Disposed of Without Opinion Or Order*
		Motion of Appellant	Motion of Appellee	Stipulation of Parties	Failure to Comply With Rules/Orders	Lack of Jurisdiction/ No Final Appealable Order	Other									
First .....	Civil .....	174 (5)	130	50 (1)	366 (3)	0	0	44	6	1	19	0	0	3	33	826 (9)
	Criminal .....	120	6	2	415	1	1	1	10	0	1	15	14	3	8	597
Second .....	Civil .....	84	44	18 (2)	116 (1)	5	2	25	0	0	12	0	0	0	2	308 (3)
	Criminal .....	69	7	1	68	0	2	0	2	0	2	1	0	0	2	154
Third .....	Civil .....	53 (3)	22	17 (1)	73	0	0	5	0	1	6	0	0	0	0	177 (4)
	Criminal .....	61	4	0	32	0	0	0	0	0	5	3	0	0	1	106
Fourth .....	Civil .....	57	21 (1)	11	38	12	2 (1)	8	2	0	8	1	0	0	1	161 (2)
	Criminal .....	30	3	0	18	5	0	0	9	0	4	4	0	0	1	74
Fifth .....	Civil .....	57 (1)	21	29	58	24	6	32	1	0	16	0	0	0	6	250 (1)
	Criminal .....	20	2	1	10	13	8	0	0	0	6	1	0	0	1	62
Total .....	Civil .....	425 (9)	238 (1)	125 (4)	651 (4)	41	10 (1)	114	9	2	61	1	0	3	42	1722 (19)
	Criminal .....	300	22	4	543	19	11	1	21	0	18	24	14	3	13	993

( ) Industrial Commission Division Cases      <sup>a</sup>Includes Denial of Permissive Interlocutory

<sup>b</sup>Includes Denial of Motion to File Late Record



**TIME LAPSE BETWEEN DATE OF FILING AND DATE OF DISPOSITION  
FOR ALL CASES DECIDED IN THE APPELLATE COURT  
DURING 1990**

Appellate District	Type of Case	Time Lapsed Between Filing and Disposition						Total Cases Disposed
		Under 6 Months	6-12 Months	1-1½ Years	1½-2 Years	2-3 Years	Over 3 Years	
First .....	Civil .....	399 (3)	664 (28)	372 (10)	199	106	23	1763 (41)
	Criminal .....	195	313	352	494	572	187	2113
Second .....	Civil .....	262 (2)	438 (7)	43	5	2	0	750 (9)
	Criminal .....	92	125	125	125	27	2	496
Third .....	Civil .....	144 (2)	281 (15)	58 (5)	10	7	0	500 (22)
	Criminal .....	73	236	90	11	4	2	416
Fourth .....	Civil .....	181 (1)	322 (16)	19 (2)	4 (1)	0	0	526 (20)
	Criminal .....	80	350	39	3	1	0	473
Fifth .....	Civil .....	142	164 (11)	135 (4)	62 (1)	25	4	532 (16)
	Criminal .....	27	39	90	64	29	2	251
Totals .....	Civil .....	1128 (8)	1869 (77)	627 (21)	280 (2)	140	27	4071 (108)
	Criminal .....	467	1063	696	697	633	193	3749
GRAND TOTAL .....		1595 (8)	2932 (77)	1323 (21)	977 (2)	773	220	7820 (108)

( ) Industrial Commission Division Cases

**TIME LAPSE BETWEEN DATE BRIEFS WERE FILED AND DATE OF DISPOSITION  
FOR ALL CASES DECIDED IN THE APPELLATE COURT  
DURING 1990**

Appellate District	Type of Case	Time Lapse Between Filing and Disposition						Total Cases Disposed
		Under 6 Months	6-12 Months	1-1½ Years	1½-2 Years	2-3 Years	Over 3 Years	
First .....	Civil .....	398 (19)	362 (13)	115	35	24	3	937 (32)
	Criminal .....	811	274	65	14	10	5	1179
Second .....	Civil .....	381 (4)	82 (2)	0	1	0	0	464 (6)
	Criminal .....	236	61	1	0	0	0	298
Third .....	Civil .....	227 (11)	90 (7)	6	0	0	0	323 (18)
	Criminal .....	247	53	6	3	1	0	310
Fourth .....	Civil .....	336 (8)	37 (10)	3 (1)	0	0	0	376 (19)
	Criminal .....	383	17	1	0	0	0	401
Fifth .....	Civil .....	108 (8)	159 (5)	39 (1)	13	5	0	324 (14)
	Criminal .....	109	67	7	2	1	0	186
Totals .....	Civil .....	1450 (50)	730 (37)	163 (2)	49	29	3	2424 (89)
	Criminal .....	1786	472	80	19	12	5	2374
GRAND TOTAL .....		3236 (50)	1202 (37)	243 (2)	68	41	8	4798 (89)

( ) Industrial Commission Division Cases



**ABSTRACT SUMMARY OF THE NUMBER OF OPINIONS  
AND RULE 23 ORDERS WRITTEN BY JUDGES OF THE  
APPELLATE COURT DURING 1990**

Appellate District	Opinions						Rule 23 Orders
	Majority	Per Curiam	Specially Concurring	Dissenting	Supplemental	Total Opinions	
First .....	816 (18)	0	7 (4)	33	2	858 (22)	1326 (13)
Second .....	292 (3)	0	7	20	2	322 (3)	437 1 Sp. Con. 2 Dissent. 2 Supplemt. (3)
Third .....	216 (5)	0	9 (2)	27	0	252 (7)	321 1 Sp. Con. 4 Dissent. (12)
Fourth .....	300 (6)	0	15 (1)	16	1	332 (7)	417 1 Sp. Con. 1 Dissent. (11)
Fifth .....	212 (8)	0	3 (1)	18 (2)	0	233 (11)	251 12 Dissent. (6)
Total .....	1836 (40)	0	41 (8)	114 (2)	5	1997 (47)	2752 3 Sp. Con. 19 Dissent. 2 Supplemt. (45)

( ) Industrial Commission Division Cases

**The Illinois Circuit Court 1990 Caseload  
and Statistical Records**





**RATIO OF FILINGS PER JUDGE IN THE CIRCUIT COURTS OF ILLINOIS  
DURING 1990**

Circuit	Number of Counties	Population 1990 Census (Official Count)	Land Area (Square Miles)	Total Number of Cases Filed During 1990	Number of Judges*			Number of Cases Filed Per Judge
					Circuit	Associate	Total	
1st .....	9	211,591	3,237	54,716	14	6	20	2,736
2nd .....	12	204,231	4,798	41,456	15	4	19	2,182
3rd .....	2	264,229	1,111	82,627	9	10	19	4,349
4th .....	9	240,578	5,322	56,724	12	6	18	3,151
5th .....	5	186,087	2,885	43,760	10	5	15	2,917
6th .....	6	355,689	3,160	96,603	12	11	23	4,200
7th .....	6	303,962	3,482	90,548	12	10	22	4,116
8th .....	8	143,193	3,901	32,122	11	5	16	2,008
9th .....	6	178,367	3,901	43,142	9	7	16	2,696
10th .....	5	331,629	2,117	86,000	10	11	21	4,095
11th .....	5	246,207	3,854	75,046	9	8	17	4,414
12th .....	1	357,313	847	127,024	6	14	20	6,351
13th .....	3	174,938	2,448	49,478	7	6	13	3,806
14th .....	4	277,358	2,493	79,805	12	10	22	3,628
15th .....	5	167,027	3,116	43,805	8	6	14	3,129
16th .....	3	434,816	1,476	143,725	13	13	26	5,528
17th .....	2	283,719	802	101,355	8	11	19	5,334
18th .....	1	781,666	331	213,115	10	26	36	5,920
19th .....	2	699,659	1,067	252,190	10	26	36	7,005
20th .....	5	356,234	2,652	107,334	12	12	24	4,472
21st .....	2	127,042	1,800	36,304	6	3	9	4,034
Downstate Total ...	101	6,325,535	54,800	1,856,879	215	210	425	4,369
Cook County <sup>(a)</sup> .....	1	5,105,067	954	2,178,628**	177	204	381	5,718
State Total .....	102	11,430,602	55,754	4,035,507	392	414	806	5,007

\*Count taken on December 31, 1990.

\*\*Does not include Circuit Court of Cook County — District One (City of Chicago) parking tickets.

(a) Cook County totals do not include figures from Felony preliminary hearings as reported in the Municipal Section of Cook County Report.



**TREND OF ALL CASES IN THE CIRCUIT COURTS OF ILLINOIS  
DURING 1990**

Circuit	Pending at Start*	Filed	Reinstated	Total Added	Disposed Of	(b) Adjustment	Pending at End*	Inventory Increase (+) Decrease (-)
1st .....	8,207	54,716	143	54,859	55,552	429	8,438	231
2nd .....	9,785	41,456	83	41,539	39,395	95	9,760	-25
3rd .....	20,925	82,627	178	82,805	83,416	-134	21,082	157
4th .....	8,980	56,724	446	57,170	56,032	-114	8,813	-167
5th .....	14,757	43,760	12	43,772	44,228	-104	13,445	-1,312
6th .....	19,266	96,603	234	96,837	95,514	205	20,717	1,451
7th .....	28,125	90,548	89	90,637	79,054	206	29,810	1,685
8th .....	5,437	32,122	36	32,158	30,011	181	5,876	439
9th .....	7,389	43,142	37	43,179	41,666	-165	7,853	464
10th .....	17,796	86,000	989	86,989	90,881	632	17,937	141
11th .....	10,874	75,046	1,555	76,601	70,514	519	10,772	-102
12th .....	11,923	127,024	2,947	129,971	121,444	-39	13,690	1,767
13th .....	6,097	49,478	275	49,753	49,484	-232	6,393	296
14th .....	14,571	79,805	1,237	81,042	75,926	75	15,458	887
15th .....	7,363	43,805	314	44,119	42,894	-220	7,647	284
16th .....	17,340	143,725	909	144,634	133,747	-2,833	17,057	-283
17th .....	24,716	101,355	91	101,446	96,387	0	27,725	3,009
18th .....	17,417	213,115	3,423	216,538	229,431	-8	16,996	-421
19th .....	17,359	252,190	2,613	254,803	244,064	-1,068	17,406	47
20th .....	29,039	107,334	31	107,365	98,261	565	31,551	2,512
21st .....	10,836	36,304	0	36,304	33,282	2	11,146	310
Downstate Total .....	308,202	1,856,879	15,642	1,872,521	1,811,183	-2,008	319,572	11,370
Cook County** .....	927,554	2,178,628 <sup>(a)</sup>	56,708	2,235,336 <sup>(a)</sup>	2,482,595 <sup>(a)</sup>	132,802	993,937	66,383
State Total .....	1,235,756	4,035,507	72,350	4,107,857	4,293,778	130,794	1,313,509	77,753

\*Includes all case categories with the exception of pending counts for Ordinance Violations, Conservation Violations and Traffic Violations for which a pending count is not maintained.

\*\*Cook County Totals do not include figures from Felony preliminary hearings as reported in the Municipal Section of Cook County Report.

(a) Does not include Parking cases.

(b) The Adjustment column does not arithmetically balance the figures shown for each circuit; it reconciles arithmetical differences in the pending caseload resulting from computer adjustments or physical inventories during 1990, except in Ordinance, Traffic and Conservation Violations, for which a pending court is not maintained.





# ADMINISTRATIVE OFFICE OF THE TREND OF ALL CASES IN THE CIRCUIT

Circuit	County		Law Over \$15,000		Law \$15,000 or less		Chancery	Miscellaneous Remedy	Eminent Domain	Tax	Municipal Corporations	Mental Health	Dissolution of Marriage
			Jury	Non-Jury	Jury	Non-Jury							
1st....	Alexander .....	Pending at Start .....	2	46	1	65	17	34	1	38	2	0	45
		Filed .....	1	21	0	27	12	73	1	224	0	0	78
		Reinstated .....	0	0	0	0	0	0	0	0	0	0	0
		Transferred .....	0	0	0	0	0	0	0	0	0	0	0
		Net Added .....	1	21	0	27	12	73	1	224	0	0	78
		Disposed of .....	3	18	1	19	7	51	0	177	0	0	71
		Adjustment .....	4	-14	1	-13	-6	-22	0	-23	0	0	-14
		Pending at End .....	4	35	1	60	16	34	2	62	2	0	38
		Inventory (+ or -) .....	2	-11	0	-5	-1	0	1	24	0	0	-7
		% Pending More Than 12 Months .....	43%	65%	0%	53%	33%	65%	100%	72%	100%	-	54%
1st....	Jackson .....	Pending at Start .....	126	104	3	96	55	37	1	12	0	1	102
		Filed .....	88	97	3	257	77	59	3	30	0	1	280
		Reinstated .....	1	4	0	2	1	0	0	0	0	0	1
		Transferred .....	4	-4	0	0	0	0	0	0	0	0	0
		Net Added .....	93	97	3	259	78	59	3	30	0	1	281
		Disposed of .....	89	90	5	262	74	65	2	24	0	2	304
		Adjustment .....	0	0	0	0	0	0	0	0	0	0	0
		Pending at End .....	130	111	1	95	59	31	2	18	0	0	79
		Inventory (+ or -) .....	4	7	-2	-3	4	-6	1	6	0	-1	-23
		% Pending More Than 12 Months .....	42%	41%	100%	11%	24%	32%	0%	61%	-	-	11%
1st....	Johnson .....	Pending at Start .....	16	10	1	15	10	14	1	0	0	0	25
		Filed .....	9	4	0	22	9	51	1	8	0	0	79
		Reinstated .....	0	0	0	0	1	0	0	0	0	0	1
		Transferred .....	0	0	2	-2	0	0	0	0	0	0	0
		Net Added .....	9	4	2	20	10	51	1	8	0	0	80
		Disposed of .....	9	8	1	24	12	53	0	7	0	0	79
		Adjustment .....	0	0	0	1	-1	0	0	0	0	0	0
		Pending at End .....	16	6	2	12	7	12	2	1	0	0	26
		Inventory (+ or -) .....	0	-4	1	-3	-3	-2	1	1	0	0	1
		% Pending More Than 12 Months .....	63%	50%	0%	25%	14%	42%	50%	0%	-	-	23%
1st....	Massac .....	Pending at Start .....	27	3	1	11	16	11	0	11	0	0	34
		Filed .....	4	6	1	19	12	25	0	11	0	0	133
		Reinstated .....	0	0	1	0	0	0	0	1	0	0	2
		Transferred .....	2	-2	1	-1	0	0	0	0	0	0	0
		Net Added .....	6	4	3	18	12	25	0	12	0	0	135
		Disposed of .....	19	3	1	24	19	24	0	16	0	0	143
		Adjustment .....	0	0	0	0	0	0	0	0	0	0	0
		Pending at End .....	14	4	3	5	9	12	0	7	0	0	26
		Inventory (+ or -) .....	-13	1	2	-6	-7	1	0	-4	0	0	-8
		% Pending More Than 12 Months .....	57%	0%	33%	20%	56%	17%	-	57%	-	-	4%
1st....	Pope .....	Pending at Start .....	2	4	0	1	7	9	0	0	0	0	4
		Filed .....	3	2	0	2	3	8	0	15	0	0	42
		Reinstated .....	0	0	0	0	0	0	0	0	0	0	0
		Transferred .....	0	0	0	0	0	0	0	0	0	0	0
		Net Added .....	3	2	0	2	3	8	0	15	0	0	42
		Disposed of .....	0	4	0	3	4	6	0	6	0	0	36
		Adjustment .....	0	2	3	5	3	1	0	-2	0	0	16
		Pending at End .....	5	4	3	5	9	12	0	7	0	0	26
		Inventory (+ or -) .....	3	0	3	4	2	3	0	7	0	0	22
		% Pending More Than 12 Months .....	40%	50%	0%	0%	50%	55%	-	0%	-	-	0%
1st....	Pulaski .....	Pending at Start .....	11	4	1	7	11	4	0	11	1	1	15
		Filed .....	3	6	0	20	4	11	0	6	0	0	44
		Reinstated .....	0	0	0	0	0	0	0	0	0	0	0
		Transferred .....	1	-1	0	0	0	0	0	0	0	0	0
		Net Added .....	4	5	0	20	4	11	0	6	0	0	44
		Disposed of .....	5	7	0	16	1	13	0	18	0	1	38
		Adjustment .....	0	1	0	4	0	2	0	1	0	0	-1
		Pending at End .....	10	3	1	15	14	4	0	0	1	0	20
		Inventory (+ or -) .....	-1	-1	0	8	3	0	0	-11	0	-1	5
		% Pending More Than 12 Months .....	60%	33%	100%	27%	79%	25%	-	0%	100%	0%	25%

**ILLINOIS COURTS  
COURTS DURING 1990**

Family	Juvenile	Probate	Felony	Misdemeanors	Small Claims	Ordinance Violations	Traffic Violations	Conservation Violations	Total		County	Circuit
61	29	177	60	48	33	—	—	—	659	..... Pending at Start	..... Alexander	.... 1st
80	40	39	159	224	82	23	3,305	61	4,450	..... Filed		
0	0	0	0	0	0	0	0	0	0	..... Reinstated		
0	0	0	0	0	0	—	—	—	0	..... Transferred		
80	40	39	159	224	82	23	3,305	61	4,450	..... Net Added		
85	31	48	175	234	76	20	3,645	79	4,740	..... Disposed of		
-5	-4	-3	7	43	-18	—	—	—	-67	..... Adjustment		
51	34	165	51	81	21	—	—	—	657	..... Pending at End		
-10	5	-12	-9	33	-12	—	—	—	-2	..... Inventory (+ or -)		
59%	63%	73%	42%	28%	36%	—	—	—	53%	% Pending More Than 12 Months		
77	41	302	227	308	308	—	—	—	1,802	..... Pending at Start	..... Jackson	.... 1st
197	64	153	513	947	754	1,465	8,886	221	14,095	..... Filed		
0	0	2	4	2	10	0	28	1	56	..... Reinstated		
0	0	0	0	0	0	—	—	—	0	..... Transferred		
197	64	155	517	949	764	1,465	8,914	222	14,151	..... Net Added		
205	57	81	459	969	903	1,471	8,973	223	14,258	..... Disposed of		
0	0	0	0	0	0	—	—	—	0	..... Adjustment		
69	48	376	285	288	169	—	—	—	1,761	..... Pending at End		
-8	7	74	58	-20	-139	—	—	—	-41	..... Inventory (+ or -)		
17%	40%	68%	4%	1%	4%	—	—	—	26%	% Pending More Than 12 Months		
12	15	63	29	45	17	—	—	—	273	..... Pending at Start	..... Johnson	.... 1st
15	45	28	105	199	56	3	2,712	84	3,430	..... Filed		
0	0	0	3	6	0	0	0	0	11	..... Reinstated		
0	0	0	-14	14	0	—	—	—	0	..... Transferred		
15	45	28	94	219	56	3	2,712	84	3,441	..... Net Added		
17	20	23	102	242	51	2	2,534	48	3,232	..... Disposed of		
0	0	0	0	0	-22	—	—	—	-22	..... Adjustment		
10	40	68	21	22	0	—	—	—	245	..... Pending at End		
-2	25	5	-8	-23	-17	—	—	—	-28	..... Inventory (+ or -)		
50%	3%	63%	10%	5%	45%	—	—	—	34%	% Pending More Than 12 Months		
20	24	92	34	38	44	—	—	—	366	..... Pending at Start	..... Massac	.... 1st
71	45	42	85	214	113	68	3,125	23	3,997	..... Filed		
0	0	2	0	2	1	0	0	0	9	..... Reinstated		
0	0	0	-14	14	0	—	—	—	0	..... Transferred		
71	45	44	71	230	114	68	3,125	23	4,006	..... Net Added		
74	52	24	73	208	148	60	3,303	18	4,209	..... Disposed of		
0	0	0	0	0	0	—	—	—	0	..... Adjustment		
17	17	112	32	60	10	—	—	—	328	..... Pending at End		
-3	-7	20	-2	22	-34	—	—	—	-38	..... Inventory (+ or -)		
0%	29%	67%	6%	2%	10%	—	—	—	32%	% Pending More Than 12 Months		
0	0	48	21	22	9	—	—	—	127	..... Pending at Start	..... Pope	.... 1st
21	19	12	32	60	28	0	403	25	675	..... Filed		
0	0	0	0	0	0	0	0	0	0	..... Reinstated		
0	0	0	0	0	0	—	—	—	0	..... Transferred		
21	19	12	32	60	28	0	403	25	675	..... Net Added		
15	7	5	29	61	24	0	351	25	576	..... Disposed of		
11	5	57	8	39	-3	—	—	—	145	..... Adjustment		
17	17	112	32	60	10	—	—	—	319	..... Pending at End		
17	17	64	11	38	1	—	—	—	192	..... Inventory (+ or -)		
33%	33%	80%	21%	38%	46%	—	—	—	47%	% Pending More Than 12 Months		
37	15	116	12	63	22	—	—	—	331	..... Pending at Start	..... Pulaski	.... 1st
25	24	25	101	91	59	9	4,941	17	5,386	..... Filed		
0	0	0	0	10	0	0	0	0	10	..... Reinstated		
0	0	0	-21	21	0	—	—	—	0	..... Transferred		
25	24	25	80	122	59	9	4,941	17	5,396	..... Net Added		
48	25	24	38	128	54	207	5,257	9	5,889	..... Disposed of		
1	-1	-1	-10	-12	2	—	—	—	-14	..... Adjustment		
15	13	116	44	45	29	—	—	—	330	..... Pending at End		
-22	-2	0	32	-18	7	—	—	—	-1	..... Inventory (+ or -)		
53%	8%	77%	7%	36%	14%	—	—	—	46%	% Pending More Than 12 Months		



# ADMINISTRATIVE OFFICE OF THE TREND OF ALL CASES IN THE CIRCUIT

Circuit	County		Law Over \$15,000		Law \$15,000 or less		Chancery	Miscellaneous Remedy	Eminent Domain	Tax	Municipal Corporations	Mental Health	Dissolution of Marriage
			Jury	Non-Jury	Jury	Non-Jury							
1st	Saline	Pending at Start	65	59	1	60	67	23	1	20	0	1	80
		Filed	19	44	3	117	35	84	1	69	0	5	237
		Reinstated	0	0	0	0	0	0	0	0	0	0	0
		Transferred	0	0	0	0	0	0	0	0	0	0	0
		Net Added	19	44	3	117	35	84	1	69	0	5	237
		Disposed of	27	33	1	87	51	70	3	92	0	4	320
		Adjustment	-1	1	0	0	0	0	1	23	0	0	78
		Pending at End	56	71	3	90	51	37	0	20	0	2	75
		Inventory (+ or -)	-9	12	2	30	-16	14	-1	0	0	1	-5
		% Pending More Than 12 Months	64%	44%	33%	31%	59%	11%	0%	0%	-	0%	19%
1st	Union	Pending at Start	47	12	0	28	28	47	0	17	0	6	61
		Filed	9	23	0	53	11	44	0	12	0	320	130
		Reinstated	0	0	0	0	0	0	0	0	0	0	0
		Transferred	0	0	0	0	0	0	0	0	0	0	0
		Net Added	9	23	0	53	11	44	0	12	0	320	130
		Disposed of	20	11	0	41	8	58	0	5	0	318	123
		Adjustment	8	-14	1	0	-5	2	0	1	0	0	-5
		Pending at End	44	10	1	40	26	35	0	25	0	8	63
		Inventory (+ or -)	-3	-2	1	12	-2	-12	0	8	0	2	2
		% Pending More Than 12 Months	57%	70%	100%	35%	69%	23%	-	68%	-	0%	54%
1st	Williamson	Pending at Start	193	103	14	174	87	35	6	4	0	0	133
		Filed	136	88	4	333	82	110	1	2	0	0	414
		Reinstated	0	0	0	0	0	0	0	0	0	0	0
		Transferred	0	0	0	0	0	0	0	0	0	0	0
		Net Added	136	88	4	333	82	110	1	2	0	0	414
		Disposed of	108	87	11	299	81	90	0	3	0	0	378
		Adjustment	1	11	0	7	8	3	0	0	0	0	3
		Pending at End	222	115	7	215	96	58	7	3	0	0	172
		Inventory (+ or -)	29	12	-7	41	9	23	1	-1	0	0	39
		% Pending More Than 12 Months	49%	51%	86%	35%	34%	19%	86%	67%	-	-	26%
1st	Circuit Total	Pending at Start	489	345	22	459	298	214	10	113	3	9	499
		Filed	272	291	11	850	245	465	7	377	0	326	1,437
		Reinstated	1	4	1	2	2	0	0	1	0	0	4
		Transferred	7	-7	3	-3	0	0	0	0	0	0	0
		Net Added	280	288	15	849	247	465	7	378	0	326	1,441
		Disposed of	280	261	20	775	257	430	5	348	0	325	1,492
		Adjustment	12	-15	2	-1	-4	-15	1	2	0	0	60
		Pending at End	501	357	19	532	284	234	13	145	3	10	508
		Inventory (+ or -)	12	12	-3	73	-14	20	3	32	0	1	9
		% Pending More Than 12 Months	50%	48%	58%	32%	31%	28%	73%	51%	100%	0%	27%
2nd	Crawford	Pending at Start	37	35	1	45	85	26	0	2	0	0	57
		Filed	10	10	2	48	26	15	0	49	0	0	150
		Reinstated	0	0	0	0	0	0	0	0	0	0	0
		Transferred	0	0	0	0	0	0	0	0	0	0	0
		Net Added	10	10	2	48	26	15	0	49	0	0	150
		Disposed of	19	13	1	45	25	16	0	49	0	0	133
		Adjustment	0	-5	0	1	0	0	0	0	0	0	-12
		Pending at End	28	27	2	49	86	25	0	2	0	0	62
		Inventory (+ or -)	-9	-8	1	4	1	-1	0	0	0	0	5
		% Pending More Than 12 Months	68%	78%	50%	70%	81%	76%	0%	50%	0%	0%	35%
2nd	Edwards	Pending at Start	1	20	0	13	31	9	0	13	0	0	16
		Filed	0	12	0	17	12	2	0	19	0	0	42
		Reinstated	0	0	0	0	0	0	0	0	0	0	0
		Transferred	0	0	0	0	0	0	0	0	0	0	0
		Net Added	0	12	0	17	12	2	0	19	0	0	42
		Disposed of	1	6	0	17	11	2	0	11	0	0	33
		Adjustment	0	0	0	0	0	0	0	0	0	0	0
		Pending at End	0	26	0	13	32	9	0	21	0	0	25
		Inventory (+ or -)	-1	6	0	0	1	0	0	8	0	0	9
		% Pending More Than 12 Months	0%	35%	0%	69%	78%	89%	0%	52%	0%	0%	48%

**ILLINOIS COURTS  
COURTS DURING 1990**

Family	Juvenile	Probate	Felony	Misdemeanors	Small Claims	Ordinance Violations	Traffic Violations	Conservation Violations	Total		County	Circuit
28	47	136	125	116	106	—	—	—	935	..... Pending at Start	..... Saline	.... 1st
48	78	105	244	214	534	695	3,013	57	5,602	..... Filed		
0	0	0	0	0	0	0	0	0	0	..... Reinstated		
0	0	0	0	0	0	—	—	—	0	..... Transferred		
48	78	105	244	214	534	695	3,013	57	5,602	..... Net Added		
79	105	181	348	273	588	607	2,987	52	5,908	..... Disposed of		
24	43	143	80	100	113	—	—	—	605	..... Adjustment		
21	63	203	101	157	165	—	—	—	1,115	..... Pending at End		
-7	16	67	-24	41	59	—	—	—	180	..... Inventory (+ or -)		
24%	38%	50%	4%	10%	11%	—	—	—	28%	% Pending More Than 12 Months		
69	51	576	64	183	56	—	—	—	1,245	..... Pending at Start	..... Union	.... 1st
45	69	75	196	386	237	6	2,774	123	4,513	..... Filed		
0	0	0	0	0	0	0	0	0	0	..... Reinstated		
0	0	0	-62	62	0	—	—	—	0	..... Transferred		
45	69	75	134	448	237	6	2,774	123	4,513	..... Net Added		
85	26	285	88	395	214	5	2,761	119	4,562	..... Disposed of		
1	-4	-10	-11	0	-10	—	—	—	-46	..... Adjustment		
30	90	356	99	236	69	—	—	—	1,132	..... Pending at End		
-39	39	-220	35	53	13	—	—	—	-113	..... Inventory (+ or -)		
43%	44%	83%	16%	34%	32%	—	—	—	52%	% Pending More Than 12 Months		
74	69	414	334	419	401	—	—	—	2,460	..... Pending at Start	..... Williamson	.... 1st
318	78	160	374	829	681	300	8,506	152	12,568	..... Filed		
0	0	0	18	38	1	0	0	0	57	..... Reinstated		
0	0	0	-85	85	0	—	—	—	0	..... Transferred		
318	78	160	307	952	682	300	8,506	152	12,625	..... Net Added		
216	91	136	292	978	643	314	8,302	149	12,178	..... Disposed of		
1	2	-10	-3	-59	0	—	—	—	-36	..... Adjustment		
177	58	428	346	334	440	—	—	—	2,678	..... Pending at End		
103	-11	14	12	-85	39	—	—	—	218	..... Inventory (+ or -)		
24%	22%	69%	33%	14%	59%	—	—	—	42%	% Pending More Than 12 Months		
382	296	1,924	906	1,242	996	—	—	—	8,207	..... Pending at Start	..... Circuit Total	.... 1st
820	462	639	1,809	3,164	2,544	2,569	37,665	763	54,716	..... Filed		
0	0	4	25	58	12	0	28	1	143	..... Reinstated		
0	0	0	-196	196	0	—	—	—	0	..... Transferred		
820	462	643	1,638	3,418	2,556	2,569	37,693	764	54,859	..... Net Added		
824	414	807	1,604	3,488	2,701	2,686	38,113	722	55,552	..... Disposed of		
18	28	119	63	72	87	—	—	—	429	..... Adjustment		
396	372	1,879	1,003	1,244	938	—	—	—	8,438	..... Pending at End		
14	76	-45	97	2	-58	—	—	—	231	..... Inventory (+ or -)		
30%	34%	70%	11%	16%	36%	—	—	—	38%	% Pending More Than 12 Months		
30	12	324	16	26	232	—	—	—	928	..... Pending at Start	..... Crawford	.... 2nd
72	43	80	52	199	327	168	2,044	28	3,323	..... Filed		
0	0	0	0	0	0	0	0	0	0	..... Reinstated		
0	0	0	0	0	0	—	—	—	0	..... Transferred		
72	43	80	52	199	327	168	2,044	28	3,323	..... Net Added		
41	30	77	47	185	262	135	1,788	22	2,888	..... Disposed of		
3	-2	-6	0	-3	-9	—	—	—	-33	..... Adjustment		
64	23	321	21	37	288	—	—	—	1,035	..... Pending at End		
34	11	-3	5	11	56	—	—	—	107	..... Inventory (+ or -)		
50%	9%	80%	14%	30%	68%	—	—	—	66%	% Pending More Than 12 Months		
24	6	71	27	48	18	—	—	—	297	..... Pending at Start	..... Edwards	.... 2nd
17	10	25	27	96	57	3	735	14	1,088	..... Filed		
0	0	0	0	0	0	0	0	0	0	..... Reinstated		
0	0	0	-2	2	0	—	—	—	0	..... Transferred		
17	10	25	25	98	57	3	735	14	1,088	..... Net Added		
12	9	15	28	99	47	5	683	5	984	..... Disposed of		
0	0	0	-1	1	0	—	—	—	0	..... Adjustment		
29	7	81	23	48	28	—	—	—	342	..... Pending at End		
5	1	10	-4	0	10	—	—	—	45	..... Inventory (+ or -)		
80%	0%	72%	48%	33%	39%	—	—	—	59%	% Pending More Than 12 Months		



# ADMINISTRATIVE OFFICE OF THE TREND OF ALL CASES IN THE CIRCUIT

Circuit	County		Law Over \$15,000		Law \$15,000 or less		Chancery	Miscellaneous Remedy	Eminent Domain	Tax	Municipal Corporations	Mental Health	Dissolution of Marriage
			Jury	Non- Jury	Jury	Non- Jury							
2nd ...	Franklin .....	Pending at Start .....	138	52	7	104	90	44	0	4	0	0	104
		Filed .....	82	29	8	113	64	45	0	1	0	3	365
		Reinstated .....	0	0	0	0	0	0	0	0	0	0	0
		Transferred .....	0	0	0	0	0	0	0	0	0	0	0
		Net Added .....	82	29	8	113	64	45	0	1	0	3	365
		Disposed of .....	86	42	8	136	46	43	0	1	0	2	350
		Adjustment .....	0	0	-7	8	0	0	0	0	0	0	0
		Pending at End .....	134	39	2	89	108	46	0	4	0	1	119
		Inventory (+ or -) .....	-4	-13	-5	-15	18	2	0	0	0	1	15
		% Pending More Than 12 Months .....	48%	62%	0%	16%	47%	37%	0%	100%	0%	0%	13%
2nd ...	Gallatin .....	Pending at Start .....	14	15	3	34	32	12	0	19	0	0	14
		Filed .....	5	4	2	10	12	22	0	10	0	0	49
		Reinstated .....	0	0	0	0	0	0	0	0	0	0	0
		Transferred .....	1	-1	0	0	0	0	0	0	0	0	0
		Net Added .....	6	3	2	10	12	22	0	10	0	0	49
		Disposed of .....	9	2	2	5	15	13	0	12	0	0	44
		Adjustment .....	0	0	0	0	0	0	0	0	0	0	0
		Pending at End .....	11	16	3	39	29	21	0	17	0	0	19
		Inventory (+ or -) .....	-3	1	0	5	-3	9	0	-2	0	0	5
		% Pending More Than 12 Months .....	64%	75%	100%	79%	83%	57%	0%	76%	0%	0%	42%
2nd ...	Hamilton .....	Pending at Start .....	11	7	1	9	25	6	0	0	0	0	15
		Filed .....	10	5	1	19	10	13	0	0	0	0	63
		Reinstated .....	0	0	0	0	0	0	0	0	0	0	0
		Transferred .....	0	0	0	0	0	0	0	0	0	0	0
		Net Added .....	10	5	1	19	10	13	0	0	0	0	63
		Disposed of .....	5	4	1	11	21	13	0	0	0	0	61
		Adjustment .....	0	0	0	0	0	0	0	0	0	0	0
		Pending at End .....	16	8	1	17	14	6	0	0	0	0	17
		Inventory (+ or -) .....	5	1	0	8	-11	0	0	0	0	0	2
		% Pending More Than 12 Months .....	60%	63%	0%	29%	64%	50%	0%	100%	0%	0%	18%
2nd ...	Hardin .....	Pending at Start .....	10	5	0	9	8	6	5	4	0	0	10
		Filed .....	4	4	0	12	2	7	0	6	0	0	41
		Reinstated .....	1	0	0	0	0	0	1	0	0	0	0
		Transferred .....	0	0	0	0	0	0	0	0	0	0	0
		Net Added .....	5	4	0	12	2	7	1	6	0	0	41
		Disposed of .....	6	2	0	12	6	8	5	6	0	0	45
		Adjustment .....	0	0	0	0	0	0	0	0	0	0	0
		Pending at End .....	9	7	0	9	4	5	1	4	0	0	6
		Inventory (+ or -) .....	-1	2	0	0	-4	-1	-4	0	0	0	-4
		% Pending More Than 12 Months .....	36%	36%	0%	33%	50%	38%	67%	43%	0%	0%	33%
2nd ...	Jefferson .....	Pending at Start .....	112	59	5	178	63	67	2	2	0	0	102
		Filed .....	58	69	1	183	47	89	2	2	2	5	334
		Reinstated .....	0	0	0	0	0	0	0	0	0	0	0
		Transferred .....	0	0	0	0	0	0	0	0	0	0	0
		Net Added .....	58	69	1	183	47	89	2	2	2	5	334
		Disposed of .....	55	47	0	243	19	91	3	4	2	4	328
		Adjustment .....	0	6	2	43	-5	24	2	3	0	0	129
		Pending at End .....	115	87	8	161	86	89	3	3	0	1	237
		Inventory (+ or -) .....	3	28	3	-17	23	22	1	1	0	1	135
		% Pending More Than 12 Months .....	72%	76%	86%	5%	68%	68%	100%	100%	0%	0%	4%
2nd ...	Lawrence .....	Pending at Start .....	42	31	4	61	55	64	0	20	0	3	56
		Filed .....	8	8	0	24	28	56	0	19	0	10	116
		Reinstated .....	1	0	0	0	0	0	0	0	0	0	0
		Transferred .....	0	0	-1	1	0	0	0	0	0	0	0
		Net Added .....	9	8	-1	25	28	56	0	19	0	10	116
		Disposed of .....	14	5	3	20	19	46	0	3	0	11	111
		Adjustment .....	0	0	0	0	0	0	0	0	0	0	0
		Pending at End .....	37	34	0	66	64	74	0	36	0	2	61
		Inventory (+ or -) .....	-5	3	-4	5	9	10	0	16	0	-1	5
		% Pending More Than 12 Months .....	78%	82%	0%	80%	69%	51%	0%	47%	0%	0%	54%

**ILLINOIS COURTS**  
**COURTS DURING 1990**

Family	Juvenile	Probate	Felony	Misdemeanors	Small Claims	Ordinance Violations	Traffic Violations	Conservation Violations	Total		County	Circuit
132	47	454	61	140	201	—	—	—	1,578	..... Pending at Start	..... Franklin	... 2nd
191	54	131	185	335	495	41	5,992	155	8,289	..... Filed		
0	0	0	0	0	0	0	0	0	0	..... Reinstated		
0	0	0	-28	28	0	—	—	—	0	..... Transferred		
191	54	131	157	363	495	41	5,992	155	8,289	..... Net Added		
199	41	71	182	324	574	40	5,595	141	7,879	..... Disposed of		
0	0	0	28	-28	0	—	—	—	1	..... Adjustment		
124	60	514	64	151	122	—	—	—	1,577	..... Pending at End		
-8	13	60	3	11	-79	—	—	—	-1	..... Inventory (+ or -)		
19%	33%	78%	30%	15%	32%	—	—	—	45%	% Pending More Than 12 Months		
16	26	114	29	61	46	—	—	—	435	..... Pending at Start	..... Gallatin	... 2nd
24	15	32	80	163	43	32	794	41	1,338	..... Filed		
2	0	0	1	1	0	0	0	0	4	..... Reinstated		
0	0	0	-9	9	0	—	—	—	0	..... Transferred		
26	15	32	72	173	43	32	794	41	1,342	..... Net Added		
22	8	27	64	190	46	50	798	44	1,351	..... Disposed of		
0	0	0	0	0	0	—	—	—	0	..... Adjustment		
20	33	119	37	44	43	—	—	—	451	..... Pending at End		
4	7	5	8	-17	-3	—	—	—	16	..... Inventory (+ or -)		
45%	67%	78%	41%	32%	93%	—	—	—	67%	% Pending More Than 12 Months		
21	6	42	19	38	12	—	—	—	212	..... Pending at Start	..... Hamilton	... 2nd
20	14	49	43	60	45	2	777	15	1,146	..... Filed		
0	0	0	0	0	0	0	0	0	0	..... Reinstated		
0	0	0	0	0	0	—	—	—	0	..... Transferred		
20	14	49	43	60	45	2	777	15	1,146	..... Net Added		
25	11	37	47	67	39	0	708	14	1,064	..... Disposed of		
0	0	2	0	0	0	—	—	—	2	..... Adjustment		
16	9	56	15	31	18	—	—	—	224	..... Pending at End		
-5	3	14	-4	-7	6	—	—	—	12	..... Inventory (+ or -)		
33%	33%	38%	20%	45%	22%	—	—	—	37%	% Pending More Than 12 Months		
8	12	45	9	12	23	—	—	—	166	..... Pending at Start	..... Hardin	... 2nd
15	4	19	44	63	52	22	326	16	637	..... Filed		
0	0	0	0	0	0	0	0	0	2	..... Reinstated		
0	0	0	0	0	0	—	—	—	0	..... Transferred		
15	4	19	44	63	52	22	326	16	639	..... Net Added		
16	6	14	44	59	66	19	279	12	605	..... Disposed of		
0	0	0	0	0	0	—	—	—	0	..... Adjustment		
7	10	50	9	16	9	—	—	—	146	..... Pending at End		
-1	-2	5	0	4	-14	—	—	—	-20	..... Inventory (+ or -)		
46%	33%	44%	18%	24%	36%	—	—	—	39%	% Pending More Than 12 Months		
212	74	268	83	185	381	—	—	—	1,793	..... Pending at Start	..... Jefferson	... 2nd
159	96	119	222	444	505	147	4,981	103	7,568	..... Filed		
0	0	0	0	0	0	0	0	0	0	..... Reinstated		
0	0	0	0	0	0	—	—	—	0	..... Transferred		
159	96	119	222	444	505	147	4,981	103	7,568	..... Net Added		
258	71	71	233	409	821	148	4,646	83	7,536	..... Disposed of		
-45	-6	5	39	16	132	—	—	—	345	..... Adjustment		
68	93	321	111	236	197	—	—	—	1,816	..... Pending at End		
-144	19	53	28	51	-184	—	—	—	23	..... Inventory (+ or -)		
21%	57%	77%	9%	6%	0%	—	—	—	48%	% Pending More Than 12 Months		
55	25	539	33	124	347	—	—	—	1,459	..... Pending at Start	..... Lawrence	... 2nd
71	29	97	83	296	140	62	2,149	22	3,218	..... Filed		
0	0	0	0	0	0	0	0	0	1	..... Reinstated		
0	0	0	-13	13	0	—	—	—	0	..... Transferred		
71	29	97	70	309	140	62	2,149	22	3,219	..... Net Added		
62	32	63	54	358	150	55	1987	28	3,021	..... Disposed of		
0	0	0	0	0	0	—	—	—	0	..... Adjustment		
64	22	573	49	75	337	—	—	—	1,494	..... Pending at End		
9	-3	34	16	-49	-10	—	—	—	35	..... Inventory (+ or -)		
69%	45%	86%	8%	13%	90%	—	—	—	74%	% Pending More Than 12 Months		



# ADMINISTRATIVE OFFICE OF THE TREND OF ALL CASES IN THE CIRCUIT

Circuit	County		Law Over \$15,000		Law \$15,000 or less		Chancery	Miscellaneous Remedy	Eminent Domain	Tax	Municipal Corporations	Mental Health	Dissolution of Marriage
			Jury	Non-Jury	Jury	Non-Jury							
2nd ...	Richland .....	Pending at Start .....	36	16	1	40	39	31	0	8	3	0	46
		Filed .....	17	15	1	91	18	29	0	3	0	7	120
		Reinstated .....	0	0	0	0	0	0	0	0	0	0	0
		Transferred .....	3	-3	2	-2	0	0	0	0	0	0	0
		Net Added .....	20	12	3	89	18	29	0	3	0	7	120
		Disposed of .....	20	5	0	60	33	28	0	2	0	7	117
		Adjustment .....	0	0	0	0	0	0	0	0	0	0	0
		Pending at End .....	36	23	4	69	24	32	0	9	3	0	49
		Inventory (+ or -) .....	0	7	3	29	-15	1	0	1	0	0	3
		% Pending More Than 12 Months .....	53%	57%	25%	30%	42%	50%	0%	89%	100%	0%	45%
2nd ...	Wabash .....	Pending at Start .....	11	36	0	33	37	12	2	3	1	2	50
		Filed .....	7	19	3	37	33	22	0	13	0	2	112
		Reinstated .....	0	2	1	3	5	1	0	1	0	0	41
		Transferred .....	0	0	0	0	0	0	0	0	0	0	0
		Net Added .....	7	21	4	40	38	23	0	14	0	2	153
		Disposed of .....	6	34	2	55	41	26	0	0	1	2	155
		Adjustment .....	0	0	0	0	0	0	0	0	0	0	5
		Pending at End .....	12	23	2	18	34	9	2	17	0	2	53
		Inventory (+ or -) .....	1	-13	2	-15	-3	-3	0	14	-1	0	3
		% Pending More Than 12 Months .....	58%	13%	0%	11%	38%	44%	100%	24%	0%	50%	36%
2nd ...	Wayne .....	Pending at Start .....	10	73	4	82	76	5	0	7	0	1	35
		Filed .....	18	22	0	57	26	16	0	39	0	0	106
		Reinstated .....	0	0	0	0	0	0	0	0	0	0	0
		Transferred .....	0	0	0	0	0	0	0	0	0	0	0
		Net Added .....	18	22	0	57	26	16	0	39	0	0	106
		Disposed of .....	11	16	1	31	14	13	0	5	0	0	107
		Adjustment .....	0	0	0	0	0	0	0	0	0	0	0
		Pending at End .....	17	79	3	108	88	8	0	41	0	1	34
		Inventory (+ or -) .....	7	6	-1	26	12	3	0	34	0	0	-1
		% Pending More Than 12 Months .....	41%	80%	100%	78%	81%	38%	0%	17%	0%	100%	38%
2nd ...	White .....	Pending at Start .....	25	58	1	72	93	12	4	8	3	0	35
		Filed .....	19	13	0	33	21	18	1	0	1	0	108
		Reinstated .....	0	0	0	0	0	0	0	0	0	0	0
		Transferred .....	3	-3	-1	1	0	0	0	0	0	0	0
		Net Added .....	22	10	-1	34	21	18	1	0	1	0	108
		Disposed of .....	15	50	0	87	85	25	2	0	1	0	104
		Adjustment .....	0	0	0	0	0	0	0	0	0	0	0
		Pending at End .....	32	18	0	19	29	5	3	8	3	0	39
		Inventory (+ or -) .....	7	-40	-1	-53	-64	-7	-1	0	0	0	4
		% Pending More Than 12 Months .....	47%	56%	0%	37%	48%	20%	67%	100%	100%	0%	10%
2nd ...	Circuit Total .....	Pending at Start .....	447	407	27	680	634	294	13	90	7	6	540
		Filed .....	238	210	18	644	299	334	3	161	3	27	1,606
		Reinstated .....	2	2	1	3	5	1	1	1	0	0	41
		Transferred .....	7	-7	0	0	0	0	0	0	0	0	0
		Net Added .....	247	205	19	647	304	335	4	162	3	27	1,647
		Disposed of .....	247	226	16	722	335	324	10	93	4	26	1,588
		Adjustment .....	0	1	-5	52	-5	24	2	3	0	0	122
		Pending at End .....	447	387	25	657	598	329	9	162	6	7	721
		Inventory (+ or -) .....	0	-20	-2	-23	-36	35	-4	72	-1	1	181
		% Pending More Than 12 Months .....	55%	67%	50%	52%	66%	53%	78%	45%	100%	40%	29%
3rd ...	Bond .....	Pending at Start .....	25	19	6	30	12	6	0	5	0	0	35
		Filed .....	12	19	1	53	20	17	0	8	1	0	97
		Reinstated .....	0	0	0	0	0	0	0	0	0	0	0
		Transferred .....	0	0	0	0	0	0	0	0	0	0	0
		Net Added .....	12	19	1	53	20	17	0	8	1	0	97
		Disposed of .....	13	13	2	51	13	9	0	5	0	0	66
		Adjustment .....	2	-11	0	-3	-8	-6	0	0	-1	0	-20
		Pending at End .....	26	14	5	29	11	8	0	8	0	0	46
		Inventory (+ or -) .....	1	-5	-1	-1	-1	2	0	3	0	0	11
		% Pending More Than 12 Months .....	38%	54%	80%	48%	36%	25%	0%	50%	0%	0%	17%

**ILLINOIS COURTS  
COURTS DURING 1990**

Family	Juvenile	Probate	Felony	Misdemeanors	Small Claims	Ordinance Violations	Traffic Violations	Conservation Violations	Total		County	Circuit
47 64 0 0 64 79 0 32 -15  16%	21 35 0 0 35 39 0 17 -4  24%	197 54 1 0 55 86 0 166 -31  73%	37 114 0 -10 104 93 0 48 11  6%	86 263 0 10 273 263 0 96 10  10%	117 250 0 0 250 309 0 58 -59  21%	— 19 0 — 19 47 — — —  —	— 2,134 0 — 2,134 2,211 — — —  —	— 24 0 — 24 15 — — —  —	725 3,258 1 0 3,259 3,414 0 666 -59  40%	..... Pending at Start ..... Filed ..... Reinstated ..... Transferred ..... Net Added ..... Disposed of ..... Adjustment ..... Pending at End ..... Inventory (+ or -) % Pending More ..... Than 12 Months	..... Richland	... 2nd
110 44 6 0 50 35 -5 120 10  88%	93 58 0 0 58 65 -2 84 -9  62%	132 60 3 0 63 74 0 121 -11  68%	81 95 0 -15 80 124 6 43 -38  5%	116 310 2 15 327 303 2 142 26  11%	47 104 2 0 106 139 -2 12 -35  8%	— 119 0 — 119 168 — — —  —	— 1,687 0 — 1,687 1,374 — — —  —	— 20 0 — 20 24 — — —  —	766 2,745 67 0 2,812 2,628 4 694 -72  45%	..... Pending at Start ..... Filed ..... Reinstated ..... Transferred ..... Net Added ..... Disposed of ..... Adjustment ..... Pending at End ..... Inventory (+ or -) % Pending More ..... Than 12 Months	..... Wabash	... 2nd
21 48 0 0 48 38 0 31 10  42%	7 37 0 0 37 28 0 16 9  13%	102 61 0 0 61 35 0 128 26  59%	19 100 0 0 100 91 0 28 9  4%	30 197 0 0 197 172 0 55 25  4%	331 198 0 0 198 164 -224 141 -190  65%	— 29 0 — 29 23 — — —  —	— 3,440 0 — 3,440 3,206 — — —  —	— 52 0 — 52 47 — — —  —	803 4,446 0 0 4,446 4,002 -224 778 -25  56%	..... Pending at Start ..... Filed ..... Reinstated ..... Transferred ..... Net Added ..... Disposed of ..... Adjustment ..... Pending at End ..... Inventory (+ or -) % Pending More ..... Than 12 Months	..... Wayne	... 2nd
26 38 0 0 38 35 0 29 3  38%	23 23 0 0 23 28 0 18 -5  22%	152 85 0 0 85 42 0 195 43  62%	19 95 3 -22 76 66 0 29 10  3%	32 182 4 22 208 191 0 49 17  10%	60 206 1 0 207 206 0 61 1  10%	— 24 0 — 24 22 — — —  —	— 3,499 0 — 3,499 3,037 — — —  —	— 34 0 — 34 27 — — —  —	623 4,400 8 0 4,408 4,023 0 537 -86  40%	..... Pending at Start ..... Filed ..... Reinstated ..... Transferred ..... Net Added ..... Disposed of ..... Adjustment ..... Pending at End ..... Inventory (+ or -) % Pending More ..... Than 12 Months	..... White	... 2nd
702 763 8 0 771 822 -47 604 -98  49%	352 418 0 0 418 368 -10 392 40  45%	2,440 812 4 0 816 612 1 2,645 205  16%	433 1,140 4 -99 1,045 1,073 72 477 44  15%	898 2,608 7 99 2,714 2,620 -12 980 82  58%	1,815 2,422 3 0 2,425 2,823 -103 1,314 -501  71%	— 668 0 — 668 712 — — —  —	— 28,558 0 — 28,558 26,312 — — —  —	— 524 0 — 524 462 — — —  —	9,785 41,456 83 0 41,539 39,395 95 9,760 -25  54%	..... Pending at Start ..... Filed ..... Reinstated ..... Transferred ..... Net Added ..... Disposed of ..... Adjustment ..... Pending at End ..... Inventory (+ or -) % Pending More ..... Than 12 Months	..... Circuit Total	... 2nd
12 47 0 0 47 21 -20 18 6  6%	19 18 0 0 18 15 -3 19 0  74%	150 46 0 0 46 32 -99 65 -85  76%	29 141 0 0 141 102 77 145 116  11%	148 174 0 0 174 180 2 144 -4  60%	164 296 0 0 296 282 -16 16 -2  58%	— 30 0 — 30 17 — — —  —	— 1,624 0 — 1,624 1,557 — — —  —	— 59 0 — 59 34 — — —  —	660 2,663 0 0 2,663 2,412 -106 700 40  47%	..... Pending at Start ..... Filed ..... Reinstated ..... Transferred ..... Net Added ..... Disposed of ..... Adjustment ..... Pending at End ..... Inventory (+ or -) % Pending More ..... Than 12 Months	..... Bond	... 3rd



# ADMINISTRATIVE OFFICE OF THE TREND OF ALL CASES IN THE CIRCUIT

Circuit	County		Law Over \$15,000		Law \$15,000 or less		Chancery	Miscellaneous Remedy	Eminent Domain	Tax	Municipal Corporations	Mental Health	Dissolution of Marriage
			July	Non-July	July	Non-July							
3rd	Madison	Pending at Start	3,642	1,789	216	567	269	332	44	0	0	4	985
		Filed	503	1,224	36	876	469	616	31	0	0	518	1,709
		Reinstated	25	10	1	25	4	1	3	0	0	0	0
		Transferred	926	-926	71	-71	0	0	0	0	0	0	0
		Net Added	1,454	308	108	830	473	617	34	0	0	518	1,709
		Disposed of	1,112	426	121	1,103	454	510	25	0	0	501	1,674
		Adjustment	0	0	0	0	0	0	2	0	0	0	0
		Pending at End	3,984	1,671	203	294	288	439	55	0	0	21	1,020
		Inventory (+ or -)	342	-118	-13	-273	19	107	11	0	0	17	35
		% Pending More Than 12 Months	84%	63%	65%	13%	35%	43%	42%	0%	0%	0%	47%
3rd	Circuit Total	Pending at Start	3,667	1,808	222	597	281	338	44	5	0	4	1,020
		Filed	515	1,243	37	929	489	633	31	8	1	518	1,806
		Reinstated	25	10	1	25	4	1	3	0	0	0	0
		Transferred	926	-926	71	-71	0	0	0	0	0	0	0
		Net Added	1,466	327	109	883	493	634	34	8	1	518	1,806
		Disposed of	1,125	439	123	1,154	467	519	25	5	0	501	1,740
		Adjustment	2	-11	0	-3	-8	-6	2	0	-1	0	-20
		Pending at End	4,010	1,685	208	323	299	447	55	8	0	21	1,066
		Inventory (+ or -)	343	-123	-14	-274	18	109	11	3	0	17	46
		% Pending More Than 12 Months	84%	63%	66%	16%	35%	43%	42%	50%	0%	0%	45%
4th	Christian	Pending at Start	48	19	2	130	145	14	3	14	2	10	84
		Filed	55	37	2	142	33	27	0	15	0	10	213
		Reinstated	0	0	0	0	0	6	4	0	2	0	2
		Transferred	0	0	0	0	0	0	0	0	0	0	0
		Net Added	55	37	2	142	33	33	4	15	2	10	215
		Disposed of	39	28	2	226	114	20	5	13	2	4	215
		Adjustment	0	0	0	0	0	0	0	0	0	0	0
		Pending at End	64	28	2	46	64	27	2	16	2	16	84
		Inventory (+ or -)	16	9	0	-84	-81	13	-1	2	0	6	0
		% Pending More Than 12 Months	27%	25%	0%	22%	80%	56%	100%	50%	100%	50%	21%
4th	Clay	Pending at Start	13	3	1	15	18	1	2	8	0	0	34
		Filed	10	16	1	38	27	9	0	45	0	0	119
		Reinstated	0	0	0	0	0	0	0	0	0	0	0
		Transferred	0	0	1	-1	0	0	0	0	0	0	0
		Net Added	10	16	2	37	27	9	0	45	0	0	119
		Disposed of	11	8	2	28	22	8	0	17	0	0	105
		Adjustment	0	0	0	0	0	0	0	0	0	0	0
		Pending at End	12	11	1	24	23	2	2	36	0	0	48
		Inventory (+ or -)	-1	8	0	9	5	1	0	28	0	0	14
		% Pending More Than 12 Months	12%	9%	0%	38%	26%	50%	100%	22%	0%	0%	25%
4th	Clinton	Pending at Start	54	37	4	95	50	39	1	35	3	2	67
		Filed	33	32	3	83	40	53	0	14	0	1	124
		Reinstated	0	1	0	3	1	0	1	0	0	0	3
		Transferred	13	-13	1	-1	0	0	0	0	0	0	0
		Net Added	46	20	4	85	41	53	1	14	0	1	127
		Disposed of	45	36	3	150	65	80	1	40	3	3	151
		Adjustment	0	0	0	1	0	-1	0	0	0	0	-9
		Pending at End	55	21	5	31	26	11	1	9	0	0	34
		Inventory (+ or -)	1	-16	1	-64	-24	-28	0	-26	-3	-2	-33
		% Pending More Than 12 Months	29%	33%	20%	3%	12%	0%	100%	11%	0%	0%	3%
4th	Effingham	Pending at Start	70	10	6	48	25	21	0	10	0	0	67
		Filed	60	34	4	116	20	69	2	1	0	0	175
		Reinstated	1	-1	0	0	0	0	0	0	0	0	0
		Transferred	0	0	0	0	0	0	0	0	0	0	0
		Net Added	61	33	4	116	20	69	2	1	0	0	175
		Disposed of	46	17	3	102	26	63	0	2	0	0	170
		Adjustment	1	-2	1	-7	1	0	0	1	0	0	4
		Pending at End	86	24	8	55	20	27	2	10	0	0	76
		Inventory (+ or -)	16	14	2	7	-5	6	2	0	0	0	9
		% Pending More Than 12 Months	37%	8%	0%	25%	35%	59%	0%	10%	0%	0%	22%

**ILLINOIS COURTS  
COURTS DURING 1990**

Family	Juvenile	Probate	Felony	Misdemeanors	Small Claims	Ordinance Violations	Traffic Violations	Conservation Violations	Total		County	Circuit
2,524	275	3,605	388	3,758	1,867	—	—	—	20,265	..... Pending at Start	..... Madison	... 3rd
1,299	606	809	1,322	7,421	5,955	3,786	52,552	232	79,964	..... Filed		
0	0	0	109	0	0	0	0	0	178	..... Reinstated		
0	0	0	-157	157	0	—	—	—	0	..... Transferred		
1,299	606	809	1,274	7,578	5,955	3,786	52,552	232	80,142	..... Net Added		
1,940	545	785	1,203	7,347	5,681	4,637	52,618	322	81,004	..... Disposed of		
0	-6	-4	0	-20	0	—	—	—	-28	..... Adjustment		
1,883	330	3,625	459	3,969	2,141	—	—	—	20,382	..... Pending at End		
-641	55	20	71	22	274	—	—	—	117	..... Inventory (+ or -)		
										% Pending More		
82%	28%	80%	4%	25%	17%	—	—	—	55%	..... Than 12 Months		
2,536	294	3,755	417	3,906	2,031	—	—	—	20,925	..... Pending at Start	..... Circuit Total	... 3rd
1,346	624	855	1,463	7,595	6,251	3,816	54,176	291	82,627	..... Filed		
0	0	0	109	0	0	0	0	0	178	..... Reinstated		
0	0	0	-157	157	0	—	—	—	0	..... Transferred		
1,346	624	855	1,415	7,752	6,251	3,816	54,176	291	82,805	..... Net Added		
1,961	560	817	1,305	7,527	5,963	4,654	54,175	356	83,416	..... Disposed of		
-20	-9	-103	77	-18	-16	—	—	—	-134	..... Adjustment		
1,901	349	3,690	604	4,113	2,303	—	—	—	21,082	..... Pending at End		
-635	55	-65	187	207	272	—	—	—	157	..... Inventory (+ or -)		
										% Pending More		
81%	40%	80%	5%	27%	18%	—	—	—	55%	..... Than 12 Months		
31	24	546	47	46	108	—	—	—	1,273	..... Pending at Start	..... Christian	... 4th
257	121	153	108	449	570	98	4,383	156	6,829	..... Filed		
0	0	319	15	18	2	0	0	0	368	..... Reinstated		
0	0	0	-40	40	0	—	—	—	0	..... Transferred		
257	121	472	83	507	572	98	4,383	156	7,197	..... Net Added		
217	103	417	115	495	536	91	4,241	155	7,038	..... Disposed of		
0	0	0	0	0	0	—	—	—	0	..... Adjustment		
71	42	601	15	58	144	—	—	—	1,282	..... Pending at End		
40	18	55	-32	12	36	—	—	—	9	..... Inventory (+ or -)		
										% Pending More		
21%	31%	78%	0%	0%	34%	—	—	—	54%	..... Than 12 Months		
4	5	93	3	14	64	—	—	—	278	..... Pending at Start	..... Clay	... 4th
58	18	66	52	191	196	27	1,443	10	2,326	..... Filed		
0	0	0	0	0	0	0	0	0	0	..... Reinstated		
0	0	0	0	0	0	—	—	—	0	..... Transferred		
58	18	66	52	191	196	27	1,443	10	2,326	..... Net Added		
47	18	48	48	189	221	33	1,429	10	2,244	..... Disposed of		
0	0	0	0	0	0	—	—	—	0	..... Adjustment		
15	5	111	7	16	39	—	—	—	352	..... Pending at End		
11	0	18	4	2	-25	—	—	—	74	..... Inventory (+ or -)		
										% Pending More		
20%	40%	48%	0%	6%	36%	—	—	—	33%	..... Than 12 Months		
109	7	386	80	97	198	—	—	—	1,264	..... Pending at Start	..... Clinton	... 4th
87	40	116	245	504	356	19	3,638	188	5,576	..... Filed		
2	1	1	2	0	4	0	0	0	19	..... Reinstated		
0	0	0	0	0	0	—	—	—	0	..... Transferred		
89	41	117	247	504	360	19	3,638	188	5,595	..... Net Added		
185	33	350	260	543	494	24	3,603	192	6,261	..... Disposed of		
-3	0	-6	0	0	-2	—	—	—	-20	..... Adjustment		
10	15	147	67	58	62	—	—	—	552	..... Pending at End		
-99	8	-239	-13	-39	-136	—	—	—	-712	..... Inventory (+ or -)		
										% Pending More		
0%	20%	53%	3%	2%	3%	—	—	—	21%	..... Than 12 Months		
39	29	236	111	196	122	—	—	—	990	..... Pending at Start	..... Effingham	... 4th
149	112	123	213	558	536	12	6,993	20	9,197	..... Filed		
0	0	0	0	0	0	0	0	0	0	..... Reinstated		
0	0	0	0	0	0	—	—	—	0	..... Transferred		
149	112	123	213	558	536	12	6,993	20	9,197	..... Net Added		
151	94	88	214	566	552	14	6,957	18	9,083	..... Disposed of		
1	0	0	-11	-4	8	—	—	—	-7	..... Adjustment		
38	47	271	99	184	114	—	—	—	1,061	..... Pending at End		
-1	18	35	-12	-12	-8	—	—	—	71	..... Inventory (+ or -)		
										% Pending More		
34%	17%	43%	12%	39%	22%	—	—	—	36%	..... Than 12 Months		



# ADMINISTRATIVE OFFICE OF THE TREND OF ALL CASES IN THE CIRCUIT

Circuit	County		Law Over \$15,000		Law \$15,000 or less		Chancery	Miscellaneous Remedy	Eminent Domain	Tax	Municipal Corporations	Mental Health	Dissolution of Marriage
			Jury	Non- Jury	Jury	Non- Jury							
4th ...	Fayette .....	Pending at Start .....	25	16	7	32	56	14	0	6	0	0	90
		Filed .....	18	34	0	64	26	29	0	11	1	1	155
		Reinstated .....	5	0	1	0	12	12	0	3	3	2	1
		Transferred .....	0	0	0	0	0	0	0	0	0	0	0
		Net Added .....	23	34	1	64	38	41	0	14	4	3	156
		Disposed of .....	20	29	7	67	22	22	0	8	0	1	143
		Adjustment .....	0	0	0	0	0	0	0	0	0	0	0
		Pending at End .....	28	21	1	29	72	33	0	12	4	2	103
		Inventory (+ or -) .....	3	5	-6	-3	16	19	0	6	4	2	13
		% Pending More Than 12 Months .....	21%	19%	100%	14%	75%	70%	0%	58%	50%	100%	39%
4th ...	Jasper .....	Pending at Start .....	14	5	0	9	37	5	1	4	0	0	24
		Filed .....	5	4	2	13	16	8	1	1	0	0	50
		Reinstated .....	0	0	0	0	0	0	0	0	0	0	0
		Transferred .....	0	0	2	-2	0	0	0	0	0	0	0
		Net Added .....	5	4	4	11	16	8	1	1	0	0	50
		Disposed of .....	11	7	1	11	35	10	2	0	0	0	54
		Adjustment .....	0	0	0	0	0	0	0	0	0	0	0
		Pending at End .....	8	2	3	9	18	3	0	5	0	0	20
		Inventory (+ or -) .....	-6	-3	3	0	-19	-2	-1	1	0	0	-4
		% Pending More Than 12 Months .....	50%	50%	0%	29%	39%	33%	0%	80%	0%	0%	15%
4th ...	Marion .....	Pending at Start .....	97	87	3	185	58	32	8	0	1	4	235
		Filed .....	110	48	3	171	53	63	5	11	0	12	365
		Reinstated .....	0	0	0	0	0	0	0	0	0	0	0
		Transferred .....	5	-5	0	0	0	0	0	0	0	0	0
		Net Added .....	115	43	3	171	53	63	5	11	0	12	365
		Disposed of .....	117	17	5	141	45	39	8	11	1	16	329
		Adjustment .....	18	0	0	0	0	0	0	0	0	0	0
		Pending at End .....	113	113	1	215	66	56	5	0	0	0	271
		Inventory (+ or -) .....	16	26	-2	30	8	24	-3	0	-1	-4	36
		% Pending More Than 12 Months .....	28%	65%	0%	60%	47%	30%	40%	0%	0%	0%	51%
4th ...	Montgomery .....	Pending at Start .....	64	25	3	79	59	25	0	14	0	0	63
		Filed .....	30	38	4	209	22	62	5	43	0	3	190
		Reinstated .....	0	0	0	0	0	0	0	0	0	0	0
		Transferred .....	0	0	0	0	0	0	0	0	0	0	0
		Net Added .....	30	38	4	209	22	62	5	43	0	3	190
		Disposed of .....	33	35	3	213	47	66	1	41	0	3	201
		Adjustment .....	0	0	0	0	0	0	0	0	0	0	0
		Pending at End .....	61	28	4	75	34	21	4	16	0	0	52
		Inventory (+ or -) .....	-3	3	1	-4	-25	-4	4	2	0	0	-11
		% Pending More Than 12 Months .....	43%	32%	0%	5%	62%	33%	0%	50%	0%	0%	4%
4th ...	Shelby .....	Pending at Start .....	24	7	0	16	17	17	2	3	0	1	32
		Filed .....	17	7	2	49	23	30	4	18	1	1	102
		Reinstated .....	0	0	0	0	1	0	0	0	0	0	0
		Transferred .....	2	-2	1	-1	0	0	0	0	0	0	0
		Net Added .....	19	5	3	48	24	30	4	18	1	1	102
		Disposed of .....	14	6	3	49	26	26	5	15	1	1	98
		Adjustment .....	0	1	0	7	-1	-1	0	2	0	0	3
		Pending at End .....	29	7	0	22	14	20	1	8	0	1	39
		Inventory (+ or -) .....	5	0	0	6	-3	3	-1	5	0	0	7
		% Pending More Than 12 Months .....	45%	29%	0%	9%	21%	0%	0%	0%	0%	0%	8%
4th ...	Circuit Total .....	Pending at Start .....	409	209	26	609	465	168	17	94	6	17	696
		Filed .....	338	250	21	885	260	350	17	159	2	28	1,493
		Reinstated .....	6	0	1	3	14	18	5	3	5	2	6
		Transferred .....	20	-20	5	-5	0	0	0	0	0	0	0
		Net Added .....	364	230	27	883	274	368	22	162	7	30	1,499
		Disposed of .....	336	183	29	987	402	334	22	147	7	28	1,466
		Adjustment .....	19	-1	1	1	0	-2	0	3	0	0	-2
		Pending at End .....	456	255	25	506	337	200	17	112	6	19	727
		Inventory (+ or -) .....	47	46	-1	-103	-128	32	0	18	0	2	31
		% Pending More Than 12 Months .....	33%	42%	8%	35%	55%	40%	41%	40%	50%	53%	32%

**ILLINOIS COURTS  
COURTS DURING 1990**

Family	Juvenile	Probate	Felony	Misdemeanors	Small Claims	Ordinance Violations	Traffic Violations	Conservation Violations	Total		County	Circuit
26	20	232	59	45	131	—	—	—	759	..... Pending at Start	..... Fayette	... 4th
61	72	108	123	333	710	25	3,865	90	5,726	..... Filed		
0	0	2	4	0	12	0	0	0	57	..... Reinstated		
0	0	0	0	0	0	—	—	—	0	..... Transferred		
61	72	110	127	333	722	25	3,865	90	5,783	..... Net Added		
53	61	76	133	304	560	25	3,881	75	5,487	..... Disposed of		
0	0	0	0	0	0	—	—	—	0	..... Adjustment		
34	31	266	53	74	293	—	—	—	1,056	..... Pending at End		
8	11	34	—6	29	162	—	—	—	297	..... Inventory (+ or -)		
										% Pending More		
65%	10%	67%	2%	3%	37%	—	—	—	43%	..... Than 12 Months		
12	28	68	18	44	16	—	—	—	285	..... Pending at Start	..... Jasper	... 4th
34	55	39	41	183	104	26	2,184	41	2,807	..... Filed		
0	0	0	0	0	0	0	0	0	0	..... Reinstated		
0	0	0	—9	9	0	—	—	—	0	..... Transferred		
34	55	39	32	192	104	26	2,184	41	2,807	..... Net Added		
30	48	28	35	202	92	10	1,993	41	2,610	..... Disposed of		
0	0	0	0	0	0	—	—	—	0	..... Adjustment		
16	35	79	15	34	28	—	—	—	275	..... Pending at End		
4	7	11	—3	—10	12	—	—	—	—10	..... Inventory (+ or -)		
										% Pending More		
31%	11%	61%	13%	3%	29%	—	—	—	33%	..... Than 12 Months		
237	29	652	119	336	384	—	—	—	2,467	..... Pending at Start	..... Marion	... 4th
224	170	179	287	710	645	131	8,920	69	12,176	..... Filed		
0	0	0	0	0	0	0	0	0	0	..... Reinstated		
0	0	0	—30	30	0	—	—	—	0	..... Transferred		
224	170	179	257	740	645	131	8,920	69	12,176	..... Net Added		
196	158	80	299	874	576	114	8,675	74	11,775	..... Disposed of		
0	0	0	—10	0	—131	—	—	—	—123	..... Adjustment		
265	41	751	67	202	322	—	—	—	2,488	..... Pending at End		
28	12	99	—52	—134	—62	—	—	—	21	..... Inventory (+ or -)		
										% Pending More		
75%	2%	78%	18%	20%	60%	—	—	—	59%	..... Than 12 Months		
51	20	303	57	145	145	—	—	—	1,053	..... Pending at Start	..... Montgomery	... 4th
113	65	144	132	628	663	44	6863	120	9,378	..... Filed		
0	0	0	0	0	0	0	0	0	0	..... Reinstated		
0	0	0	0	0	0	—	—	—	0	..... Transferred		
113	65	144	132	628	663	44	6863	120	9,378	..... Net Added		
121	69	118	132	583	663	29	6683	103	9,144	..... Disposed of		
0	0	4	0	0	0	—	—	—	4	..... Adjustment		
43	16	333	57	190	145	—	—	—	1,079	..... Pending at End		
—8	—4	30	0	45	0	—	—	—	26	..... Inventory (+ or -)		
										% Pending More		
33%	6%	62%	4%	1%	2%	—	—	—	28%	..... Than 12 Months		
27	24	288	24	37	92	—	—	—	611	..... Pending at Start	..... Shelby	... 4th
47	42	110	72	190	290	1	1,603	100	2,709	..... Filed		
1	0	0	0	0	0	0	0	0	2	..... Reinstated		
0	0	0	—3	3	0	—	—	—	0	..... Transferred		
48	42	110	69	193	290	1	1,603	100	2,711	..... Net Added		
51	47	78	51	174	337	1	1,313	94	2,390	..... Disposed of		
—2	10	—4	—7	14	10	—	—	—	32	..... Adjustment		
22	29	316	35	70	55	—	—	—	668	..... Pending at End		
—5	5	28	11	33	—37	—	—	—	57	..... Inventory (+ or -)		
										% Pending More		
9%	17%	68%	3%	10%	4%	—	—	—	38%	..... Than 12 Months		
536	186	2,804	518	960	1,260	—	—	—	8,980	..... Pending at Start	..... Circuit Total	... 4th
1,030	695	1,038	1,273	3,746	4,070	383	39,892	794	56,724	..... Filed		
3	1	322	21	18	18	0	0	0	446	..... Reinstated		
0	0	0	—82	82	0	—	—	—	0	..... Transferred		
1,033	696	1,360	1,212	3,846	4,088	383	39,892	794	57,170	..... Net Added		
1,051	631	1,283	1,287	3,930	4,031	341	38,775	762	56,032	..... Disposed of		
—4	10	—6	—28	10	—115	—	—	—	—114	..... Adjustment		
514	261	2,875	415	886	1,202	—	—	—	8,813	..... Pending at End		
—22	75	71	—103	—74	—58	—	—	—	—167	..... Inventory (+ or -)		
										% Pending More		
53%	11%	70%	9%	14%	33%	—	—	—	48%	..... Than 12 Months		



# ADMINISTRATIVE OFFICE OF THE TREND OF ALL CASES IN THE CIRCUIT

Circuit	County		Law Over \$15,000		Law \$15,000 or less		Chancery	Miscellaneous Remedy	Eminent Domain	Tax	Municipal Corporations	Mental Health	Dissolution of Marriage
			Jury	Non- Jury	Jury	Non- Jury							
5th	Clark	Pending at Start	28	40	3	57	77	11	0	9	0	0	82
		Filed	20	16	0	61	16	4	0	6	0	2	115
		Reinstated	0	0	0	0	0	0	0	0	0	0	0
		Transferred	0	0	0	0	0	0	0	0	0	0	0
		Net Added	20	16	0	61	16	4	0	6	0	2	115
		Disposed of	9	17	2	27	9	1	0	1	0	0	105
		Adjustment	-6	1	1	-12	-4	-1	0	-2	0	-1	3
		Pending at End	33	40	2	79	80	13	0	12	0	1	95
		Inventory (+ or -)	5	0	-1	22	3	2	0	3	0	1	13
		% Pending More Than 12 Months	70%	73%	100%	65%	89%	77%	0%	25%	0%	100%	56%
5th	Coles	Pending at Start	200	46	10	209	117	140	4	57	4	15	313
		Filed	79	30	2	228	39	58	0	8	0	30	376
		Reinstated	0	0	0	0	0	0	0	0	0	0	0
		Transferred	0	0	0	0	0	0	0	0	0	0	0
		Net Added	79	30	2	228	39	58	0	8	0	30	376
		Disposed of	100	45	2	256	71	70	0	11	0	13	429
		Adjustment	0	0	0	0	0	0	0	0	0	0	0
		Pending at End	179	31	10	181	85	128	4	54	4	32	280
		Inventory (+ or -)	-21	-15	0	-28	-32	-12	0	-3	0	17	-53
		% Pending More Than 12 Months	60%	29%	80%	55%	82%	77%	100%	94%	100%	47%	57%
5th	Cumberland	Pending at Start	21	34	2	36	40	5	1	6	0	2	52
		Filed	5	9	0	21	7	3	0	2	0	0	83
		Reinstated	0	0	0	0	0	0	0	0	0	0	0
		Transferred	0	0	0	0	0	0	0	0	0	0	0
		Net Added	5	9	0	21	7	3	0	2	0	0	83
		Disposed of	9	18	0	28	34	4	1	4	0	0	69
		Adjustment	1	-1	0	0	0	0	0	0	0	0	0
		Pending at End	18	24	2	29	13	4	0	4	0	2	66
		Inventory (+ or -)	-3	-10	0	-7	-27	-1	-1	-2	0	0	14
		% Pending More Than 12 Months	72%	83%	100%	66%	62%	25%	0%	75%	0%	100%	61%
5th	Edgar	Pending at Start	35	18	2	34	50	18	1	11	0	0	110
		Filed	15	12	0	63	15	33	0	7	0	0	156
		Reinstated	0	0	0	0	0	0	0	0	0	0	0
		Transferred	0	0	0	0	0	0	0	0	0	0	0
		Net Added	15	12	0	63	15	33	0	7	0	0	156
		Disposed of	15	7	1	46	8	42	1	2	0	0	145
		Adjustment	0	0	0	0	0	0	0	0	0	0	0
		Pending at End	35	23	1	51	57	9	0	16	0	0	121
		Inventory (+ or -)	0	5	-1	17	7	-9	-1	5	0	0	11
		% Pending More Than 12 Months	69%	61%	100%	51%	84%	89%	0%	56%	0%	0%	67%
5th	Vermilion	Pending at Start	323	102	41	675	112	90	26	44	0	53	246
		Filed	142	53	57	601	108	109	2	42	0	46	586
		Reinstated	0	0	0	3	0	0	0	0	0	0	0
		Transferred	3	-4	8	-3	0	0	0	0	0	0	0
		Net Added	145	49	65	601	108	109	2	42	0	46	586
		Disposed of	141	46	3	1,106	104	86	6	31	0	24	483
		Adjustment	1	-2	-54	46	2	0	0	0	0	0	0
		Pending at End	328	103	49	216	118	113	22	55	0	75	349
		Inventory (+ or -)	5	1	8	-459	6	23	-4	11	0	22	103
		% Pending More Than 12 Months	58%	71%	80%	10%	62%	59%	100%	71%	0%	69%	39%
5th	Circuit Total	Pending at Start	607	240	58	1,011	396	264	32	127	4	70	803
		Filed	261	120	59	974	185	207	2	65	0	78	1,316
		Reinstated	0	0	0	3	0	0	0	0	0	0	0
		Transferred	3	-4	8	-3	0	0	0	0	0	0	0
		Net Added	264	116	87	974	185	207	2	65	0	78	1,316
		Disposed of	274	133	8	1,463	226	203	8	49	0	37	1,231
		Adjustment	-4	-2	-53	34	-2	-1	0	-2	0	-1	3
		Pending at End	593	221	64	556	353	267	26	141	4	110	891
		Inventory (+ or -)	-14	-19	6	-455	-43	3	-6	14	0	40	88
		% Pending More Than 12 Months	52%	66%	78%	40%	76%	69%	100%	79%	100%	63%	51%

**ILLINOIS COURTS  
COURTS DURING 1990**

Family	Juvenile	Probate	Felony	Misdemeanors	Small Claims	Ordinance Violations	Traffic Violations	Conservation Violations	Total		County	Circuit
58	24	302	17	211	136	—	—	—	1,055	..... Pending at Start	..... Clark	... 5th
26	37	90	77	272	441	15	3,770	61	5,029	..... Filed		
0	0	0	0	0	0	0	0	0	0	..... Reinstated		
0	0	0	0	0	0	—	—	—	0	..... Transferred		
26	37	90	77	272	441	15	3,770	61	5,029	..... Net Added		
7	16	68	48	248	341	10	3,552	52	4,513	..... Disposed of		
-7	-6	-6	-8	-7	-42	—	—	—	-97	..... Adjustment		
70	39	318	38	228	194	—	—	—	1,242	..... Pending at End		
12	15	16	21	17	58	—	—	—	187	..... Inventory (+ or -)		
83%	44%	79%	8%	59%	44%	—	—	—	64%	% Pending More Than 12 Months		
227	81	954	106	288	763	—	—	—	3,534	..... Pending at Start	..... Coles	... 5th
109	133	196	196	810	970	1,306	7,587	0	12,137	..... Filed		
0	0	0	0	0	0	0	0	0	0	..... Reinstated		
0	0	0	-46	46	0	—	—	—	0	..... Transferred		
109	133	196	150	856	970	1,306	7,587	0	12,137	..... Net Added		
124	140	184	157	823	1,012	1,276	7,274	0	11,987	..... Disposed of		
0	0	0	0	0	0	—	—	—	0	..... Adjustment		
212	74	966	99	321	721	—	—	—	3,361	..... Pending at End		
-15	-7	12	-7	33	-42	—	—	—	-173	..... Inventory (+ or -)		
79%	62%	82%	45%	37%	62%	—	—	—	66%	% Pending More Than 12 Months		
52	54	148	17	96	50	—	—	—	616	..... Pending at Start	..... Cumberland	... 5th
34	16	40	45	139	104	4	2,274	17	2,803	..... Filed		
0	0	0	0	0	0	0	0	0	0	..... Reinstated		
0	0	0	0	0	0	—	—	—	0	..... Transferred		
34	16	40	45	139	104	4	2,274	17	2,803	..... Net Added		
17	38	36	19	129	85	1	2,248	24	2,762	..... Disposed of		
0	0	0	0	0	0	—	—	—	0	..... Adjustment		
69	32	152	43	106	69	—	—	—	633	..... Pending at End		
17	-22	4	26	10	19	—	—	—	17	..... Inventory (+ or -)		
70%	59%	75%	28%	60%	64%	—	—	—	64%	% Pending More Than 12 Months		
174	102	593	70	185	124	—	—	—	1,527	..... Pending at Start	..... Edgar	... 5th
53	40	127	128	351	362	36	2,416	41	3,855	..... Filed		
0	0	0	0	0	0	0	0	0	0	..... Reinstated		
0	0	0	-28	28	0	—	—	—	0	..... Transferred		
53	40	127	100	379	362	36	2,416	41	3,855	..... Net Added		
183	57	95	77	436	323	28	2,396	17	3,879	..... Disposed of		
0	0	0	0	0	0	—	—	—	0	..... Adjustment		
44	85	625	93	128	163	—	—	—	1,451	..... Pending at End		
-130	-17	32	23	-57	39	—	—	—	-76	..... Inventory (+ or -)		
68%	88%	82%	42%	41%	56%	—	—	—	70%	% Pending More Than 12 Months		
1,407	191	1,700	513	995	1,507	—	—	—	8,025	..... Pending at Start	..... Vermilion	... 5th
356	212	343	477	1,058	1,748	918	12,959	119	19,936	..... Filed		
0	0	2	0	2	5	0	0	0	12	..... Reinstated		
0	0	0	-64	64	-4	—	—	—	0	..... Transferred		
356	212	345	413	1,124	1,749	918	12,959	119	19,948	..... Net Added		
281	184	554	449	1,282	2,432	892	12,897	86	21,087	..... Disposed of		
1	-1	0	0	0	0	—	—	—	-7	..... Adjustment		
1,483	218	1,491	477	837	824	—	—	—	6,758	..... Pending at End		
76	27	-209	-36	-158	-683	—	—	—	-1,267	..... Inventory (+ or -)		
90%	35%	81%	31%	31%	28%	—	—	—	81%	% Pending More Than 12 Months		
1,918	452	3,697	723	1,775	2,580	—	—	—	14,757	..... Pending at Start	..... Circuit Total	... 5th
578	438	796	923	2,630	3,625	2,279	28,986	238	43,760	..... Filed		
0	0	2	0	2	5	0	0	0	12	..... Reinstated		
0	0	0	-138	138	-4	—	—	—	0	..... Transferred		
578	438	798	785	2,770	3,626	2,279	28,986	238	43,772	..... Net Added		
612	435	937	750	2,918	4,193	2,207	28,365	179	44,228	..... Disposed of		
-6	-7	-6	-8	-7	-42	—	—	—	-104	..... Adjustment		
1,878	448	3,552	750	1,620	1,971	—	—	—	13,445	..... Pending at End		
-40	-4	-145	27	-155	-609	—	—	—	-1,312	..... Inventory (+ or -)		
87%	52%	81%	33%	28%	45%	—	—	—	62%	% Pending More Than 12 Months		



# ADMINISTRATIVE OFFICE OF THE TREND OF ALL CASES IN THE CIRCUIT

Circuit	County		Law Over \$15,000		Law \$15,000 or less		Chancery	Miscellaneous Remedy	Eminent Domain	Tax	Municipal Corporations	Mental Health	Dissolution of Marriage
			Jury	Non- Jury	Jury	Non- Jury							
6th ...	Champaign .....	Pending at Start .....	521	264	33	541	200	119	22	6	0	0	501
		Filed .....	283	197	4	596	222	209	1	1	0	28	963
		Reinstated .....	10	2	1	12	0	2	0	0	0	0	2
		Transferred .....	6	-6	4	-4	0	0	0	0	0	0	0
		Net Added .....	299	193	9	604	222	211	1	1	0	28	965
		Disposed of .....	254	214	21	627	227	253	12	0	0	28	923
		Adjustment .....	0	0	0	0	0	0	0	0	0	0	0
		Pending at End .....	566	243	21	518	195	77	11	7	0	0	543
		Inventory (+ or -) .....	45	-21	-12	-23	-5	-42	-11	1	0	0	42
		% Pending More Than 12 Months .....	56%	47%	76%	54%	42%	57%	91%	86%	0%	0%	39%
6th ...	DeWitt .....	Pending at Start .....	31	5	0	56	18	6	3	0	0	0	37
		Filed .....	23	4	0	82	10	23	0	5	0	0	113
		Reinstated .....	2	1	0	2	0	0	0	0	0	0	1
		Transferred .....	3	-3	1	-1	0	0	0	0	0	0	0
		Net Added .....	28	2	1	83	10	23	0	5	0	0	114
		Disposed of .....	26	3	0	100	18	13	2	3	0	0	112
		Adjustment .....	0	0	0	0	3	0	0	0	0	0	0
		Pending at End .....	33	4	1	39	13	16	1	2	0	0	39
		Inventory (+ or -) .....	2	-1	1	-17	-5	10	-2	2	0	0	2
		% Pending More Than 12 Months .....	42%	50%	0%	23%	46%	19%	100%	0%	0%	0%	23%
6th ...	Douglas .....	Pending at Start .....	31	19	2	48	27	9	2	1	0	0	66
		Filed .....	17	17	5	27	23	22	0	1	0	0	82
		Reinstated .....	1	0	0	0	0	0	0	0	0	0	0
		Transferred .....	0	0	0	0	0	0	0	0	0	0	0
		Net Added .....	18	17	5	27	23	22	0	1	0	0	82
		Disposed of .....	21	27	5	65	35	24	1	1	0	0	103
		Adjustment .....	4	1	1	0	1	-7	0	1	0	0	0
		Pending at End .....	32	10	3	10	16	0	1	2	0	0	45
		Inventory (+ or -) .....	1	-9	1	-38	-11	-9	-1	1	0	0	-21
		% Pending More Than 12 Months .....	44%	20%	0%	40%	25%	33%	100%	50%	0%	0%	24%
6th ...	Macon .....	Pending at Start .....	338	663	1	681	178	63	4	8	79	28	433
		Filed .....	128	202	2	1,011	186	132	2	1	97	240	855
		Reinstated .....	0	0	0	0	0	0	0	0	0	0	0
		Transferred .....	0	0	0	0	0	0	0	0	0	0	0
		Net Added .....	128	202	2	1,011	186	132	2	1	97	240	855
		Disposed of .....	215	206	2	816	190	129	2	1	83	224	836
		Adjustment .....	33	0	0	50	0	0	0	0	0	0	1
		Pending at End .....	284	659	1	926	174	66	4	8	93	44	453
		Inventory (+ or -) .....	-54	-4	0	245	-4	3	0	0	14	16	20
		% Pending More Than 12 Months .....	54%	78%	0%	39%	29%	18%	100%	0%	26%	43%	26%
6th ...	Moultrie .....	Pending at Start .....	18	5	0	24	22	5	2	0	0	0	27
		Filed .....	11	11	0	41	10	20	0	1	0	0	74
		Reinstated .....	0	0	0	0	0	0	0	0	0	0	0
		Transferred .....	0	0	1	-1	0	0	0	0	0	0	0
		Net Added .....	11	11	1	40	10	20	0	1	0	0	74
		Disposed of .....	12	7	0	41	22	23	1	1	0	0	69
		Adjustment .....	0	0	0	0	0	0	0	0	0	0	0
		Pending at End .....	17	9	1	23	10	2	1	0	0	0	32
		Inventory (+ or -) .....	-1	4	1	-1	-12	-3	-1	0	0	0	5
		% Pending More Than 12 Months .....	47%	22%	0%	35%	40%	0%	100%	0%	0%	0%	9%
6th ...	Piatt .....	Pending at Start .....	18	15	1	13	10	7	1	17	0	0	38
		Filed .....	9	12	0	20	18	7	0	16	0	0	87
		Reinstated .....	0	0	0	0	0	0	0	0	0	0	0
		Transferred .....	0	0	0	0	0	0	0	0	0	0	0
		Net Added .....	9	12	0	20	18	7	0	16	0	0	87
		Disposed of .....	7	14	0	16	17	6	0	23	0	0	97
		Adjustment .....	0	0	0	0	0	0	0	0	0	0	0
		Pending at End .....	20	13	1	17	11	8	1	10	0	0	28
		Inventory (+ or -) .....	2	-2	0	4	1	1	0	-7	0	0	-10
		% Pending More Than 12 Months .....	55%	54%	100%	35%	27%	63%	100%	30%	0%	0%	25%

**ILLINOIS COURTS  
COURTS DURING 1990**

Family	Juvenile	Probate	Felony	Misdemeanors	Small Claims	Ordinance Violations	Traffic Violations	Conservation Violations	Total		County	Circuit
804	370	2,706	250	335	2,405	—	—	—	9,077	..... Pending at Start	..... Champaign	... 6th
1,104	359	444	1,026	1,126	4,092	1,486	33,591	10	45,742	..... Filed		
3	0	0	56	59	57	0	4	0	208	..... Reinstated		
0	0	0	1	—1	0	—	—	—	0	..... Transferred		
1,107	359	444	1,083	1,184	4,149	1,486	33,595	10	45,950	..... Net Added		
1,071	158	265	1,022	1,208	4,011	1,467	35,215	10	46,986	..... Disposed of		
0	0	0	0	0	0	—	—	—	0	..... Adjustment		
840	571	2,885	311	311	2,543	—	—	—	9,642	..... Pending at End		
36	201	179	61	—24	138	—	—	—	565	..... Inventory (+ or -)		
64%	57%	85%	4%	3%	47%	—	—	—	58%	..... % Pending More Than 12 Months		
25	10	225	30	120	110	—	—	—	676	..... Pending at Start	..... DeWitt	... 6th
82	76	102	91	394	601	10	3,229	235	5,080	..... Filed		
0	0	0	0	2	1	0	0	0	9	..... Reinstated		
0	0	0	—28	28	0	—	—	—	0	..... Transferred		
82	76	102	63	424	602	10	3,229	235	5,089	..... Net Added		
84	58	82	63	442	607	36	3,012	186	4,847	..... Disposed of		
0	0	—12	0	0	—10	—	—	—	—19	..... Adjustment		
23	28	233	30	102	95	—	—	—	659	..... Pending at End		
—2	18	8	0	—18	—15	—	—	—	—17	..... Inventory (+ or -)		
35%	0%	60%	0%	18%	14%	—	—	—	33%	..... % Pending More Than 12 Months		
—47	8	234	14	43	195	—	—	—	746	..... Pending at Start	..... Douglas	... 6th
75	17	73	118	214	329	62	4,013	3	5,098	..... Filed		
0	0	0	0	0	0	0	0	0	1	..... Reinstated		
0	0	0	0	0	0	—	—	—	0	..... Transferred		
75	17	73	118	214	329	62	4,013	3	5,099	..... Net Added		
98	20	122	90	182	429	66	3,773	3	5,065	..... Disposed of		
—1	0	7	3	0	0	—	—	—	10	..... Adjustment		
23	5	192	45	75	95	—	—	—	554	..... Pending at End		
—24	—3	—42	31	32	—100	—	—	—	—192	..... Inventory (+ or -)		
26%	0%	63%	0%	4%	41%	—	—	—	63%	..... % Pending More Than 12 Months		
549	122	1,985	250	670	1,874	—	—	—	7,926	..... Pending at Start	..... Macon	... 6th
1,055	503	601	922	2,160	3,528	2,839	20,200	56	34,720	..... Filed		
0	0	0	0	0	0	0	0	0	0	..... Reinstated		
0	0	0	—170	170	0	—	—	—	0	..... Transferred		
1,055	503	601	752	2,330	3,528	2,839	20,200	56	34,720	..... Net Added		
1,123	346	460	722	2,103	3,261	3,707	18,329	49	32,804	..... Disposed of		
0	0	—13	32	11	100	—	—	—	214	..... Adjustment		
481	279	2,113	312	908	2,241	—	—	—	9,046	..... Pending at End		
—68	157	128	62	238	367	—	—	—	1,120	..... Inventory (+ or -)		
50%	17%	80%	4%	38%	32%	—	—	—	48%	..... % Pending More Than 12 Months		
2	23	162	18	27	43	—	—	—	378	..... Pending at Start	..... Moultrie	... 6th
27	37	58	57	155	151	3	2,144	154	2,954	..... Filed		
0	0	1	8	5	1	0	0	0	15	..... Reinstated		
0	0	0	—9	9	0	—	—	—	0	..... Transferred		
27	37	59	56	169	152	3	2,144	154	2,969	..... Net Added		
23	35	98	50	152	160	3	1,866	156	2,719	..... Disposed of		
0	0	0	0	0	0	—	—	—	0	..... Adjustment		
6	25	123	24	44	35	—	—	—	352	..... Pending at End		
4	2	—39	6	17	—8	—	—	—	—26	..... Inventory (+ or -)		
17%	8%	61%	8%	20%	49%	—	—	—	38%	..... % Pending More Than 12 Months		
15	7	185	34	41	61	—	—	—	463	..... Pending at Start	..... Piatt	... 6th
37	22	73	53	154	176	42	2,275	8	3,009	..... Filed		
0	0	1	0	0	0	0	0	0	1	..... Reinstated		
0	0	0	—12	12	0	—	—	—	0	..... Transferred		
37	22	74	41	166	176	42	2,275	8	3,010	..... Net Added		
32	19	49	42	171	191	70	2,333	6	3,093	..... Disposed of		
0	0	0	0	0	0	—	—	—	0	..... Adjustment		
20	10	210	33	36	46	—	—	—	464	..... Pending at End		
5	3	25	—1	—5	—15	—	—	—	1	..... Inventory (+ or -)		
20%	30%	67%	12%	6%	24%	—	—	—	45%	..... % Pending More Than 12 Months		



# ADMINISTRATIVE OFFICE OF THE TREND OF ALL CASES IN THE CIRCUIT

Circuit	County		Law Over \$15,000		Law \$15,000 or less		Chancery	Miscellaneous Remedy	Eminent Domain	Tax	Municipal Corporations	Mental Health	Dissolution of Marriage
			Jury	Non- Jury	Jury	Non- Jury							
6th ...	Circuit Total .....	Pending at Start .....	957	971	37	1,363	455	209	34	32	79	28	1,102
		Filed .....	471	443	11	1,777	469	413	3	25	97	268	2,174
		Reinstated .....	13	3	1	14	0	2	0	0	0	0	3
		Transferred .....	9	-9	6	-6	0	0	0	0	0	0	0
		Net Added .....	493	437	18	1,785	469	415	3	25	97	268	2,177
		Disposed of .....	535	471	26	1,665	509	448	18	29	83	252	2,140
		Adjustment .....	37	1	1	50	4	-7	0	1	0	0	1
		Pending at End .....	952	938	28	1,533	419	169	19	29	93	44	1,140
		Inventory (+ or -) .....	-5	-33	-9	170	-36	-40	-15	-3	14	16	38
		% Pending More Than 12 Months .....	54%	68%	57%	44%	36%	37%	95%	34%	26%	43%	24%
7th ...	Greene .....	Pending at Start .....	6	24	1	10	15	5	0	8	0	0	24
		Filed .....	1	19	0	23	23	14	0	0	1	2	75
		Reinstated .....	0	0	0	0	0	0	0	0	0	0	5
		Transferred .....	0	0	0	0	0	0	0	0	0	0	0
		Net Added .....	1	19	0	23	23	14	0	0	1	2	80
		Disposed of .....	4	20	1	18	18	14	0	3	1	2	76
		Adjustment .....	0	0	1	10	0	0	0	0	0	0	0
		Pending at End .....	3	23	1	25	20	5	0	5	0	0	28
		Inventory (+ or -) .....	-3	-1	0	15	5	0	0	-3	0	0	4
		% Pending More Than 12 Months .....	33%	43%	0%	24%	20%	0%	0%	0%	0%	0%	21%
7th ...	Jersey .....	Pending at Start .....	22	24	3	26	17	8	0	0	0	0	30
		Filed .....	24	27	3	51	25	48	0	6	0	1	142
		Reinstated .....	0	0	0	0	0	0	0	0	0	0	0
		Transferred .....	0	0	0	0	0	0	0	0	0	0	0
		Net Added .....	24	27	3	51	25	48	0	6	0	1	142
		Disposed of .....	15	12	3	47	20	25	0	2	0	1	171
		Adjustment .....	16	4	2	24	7	-4	0	-2	0	0	91
		Pending at End .....	47	43	5	54	29	27	0	2	0	0	92
		Inventory (+ or -) .....	25	19	2	28	12	19	0	2	0	0	62
		% Pending More Than 12 Months .....	51%	52%	50%	44%	48%	32%	0%	0%	0%	0%	18%
7th ...	Macoupin .....	Pending at Start .....	87	200	0	384	133	45	7	64	12	9	219
		Filed .....	38	63	0	194	47	18	2	33	0	1	311
		Reinstated .....	0	0	0	0	0	0	0	0	0	0	0
		Transferred .....	0	0	0	0	0	0	0	0	0	0	0
		Net Added .....	38	63	0	194	47	18	2	33	0	1	311
		Disposed of .....	35	25	0	63	28	14	1	28	0	0	278
		Adjustment .....	0	0	0	0	-1	0	0	1	0	0	0
		Pending at End .....	90	238	0	515	151	49	8	70	12	10	252
		Inventory (+ or -) .....	3	38	0	131	18	4	1	6	0	1	33
		% Pending More Than 12 Months .....	66%	80%	0%	71%	77%	71%	75%	87%	92%	80%	56%
7th ...	Morgan .....	Pending at Start .....	65	17	0	37	13	7	0	3	0	0	62
		Filed .....	27	37	2	164	22	73	0	9	0	5	234
		Reinstated .....	0	0	1	0	0	0	0	0	0	0	0
		Transferred .....	0	0	0	0	0	0	0	0	0	0	0
		Net Added .....	27	37	3	164	22	73	0	9	0	5	234
		Disposed of .....	51	34	1	167	22	71	0	6	0	5	226
		Adjustment .....	0	-1	0	0	0	0	0	0	0	0	0
		Pending at End .....	41	19	2	34	13	9	0	6	0	0	70
		Inventory (+ or -) .....	-24	2	2	-3	0	2	0	3	0	0	8
		% Pending More Than 12 Months .....	49%	16%	0%	3%	15%	33%	0%	0%	0%	0%	14%
7th ...	Sangamon .....	Pending at Start .....	880	1,045	49	1,036	1,073	982	37	184	14	0	467
		Filed .....	321	195	29	2,247	177	407	33	59	4	440	1,135
		Reinstated .....	1	1	0	0	0	0	0	0	0	0	0
		Transferred .....	0	0	0	0	0	0	0	0	0	0	0
		Net Added .....	322	196	29	2,247	177	407	33	59	4	440	1,135
		Disposed of .....	288	100	40	2,351	431	275	6	20	1	440	800
		Adjustment .....	0	0	0	0	0	0	0	0	0	0	435
		Pending at End .....	914	1,141	38	932	819	1,114	64	223	17	0	1,237
		Inventory (+ or -) .....	34	96	-11	-104	-254	132	27	39	3	0	770
		% Pending More Than 12 Months .....	70%	86%	55%	41%	84%	74%	55%	75%	82%	0%	55%

**ILLINOIS COURTS  
COURTS DURING 1990**

Family	Juvenile	Probate	Felony	Misdemeanors	Small Claims	Ordinance Violations	Traffic Violations	Conservation Violations	Total		County	Circuit
1,442	540	5,497	596	1,236	4,688	—	—	—	19,266	..... Pending at Start	..... Circuit Total	... 6th
2,380	1,014	1,351	2,267	4,203	8,877	4,442	65,452	466	96,603	..... Filed		
3	0	2	64	66	59	0	4	0	234	..... Reinstated		
0	0	0	-218	218	0	—	—	—	0	..... Transferred		
2,383	1,014	1,353	2,113	4,487	8,936	4,442	65,456	466	96,837	..... Net Added		
2,431	636	1,076	1,989	4,258	8,659	5,349	64,528	410	95,514	..... Disposed of		
-1	0	-18	35	11	90	—	—	—	205	..... Adjustment		
1,393	918	5,756	755	1,476	5,055	—	—	—	20,717	..... Pending at End		
-49	378	259	159	240	367	—	—	—	1,451	..... Inventory (+ or -)		
43%	41%	81%	4%	26	39%	—	—	—	52%	..... % Pending More Than 12 Months		
19	14	154	13	29	60	—	—	—	382	..... Pending at Start	..... Greene	... 7th
37	14	61	49	76	192	0	1,485	23	2,095	..... Filed		
0	1	0	0	0	0	0	0	0	6	..... Reinstated		
0	0	0	-8	8	0	—	—	—	0	..... Transferred		
37	15	61	41	84	192	0	1,485	23	2,101	..... Net Added		
42	15	51	33	79	194	0	1,476	14	2,061	..... Disposed of		
0	0	0	-1	0	0	—	—	—	10	..... Adjustment		
14	14	164	20	34	58	—	—	—	414	..... Pending at End		
-5	0	10	7	5	-2	—	—	—	32	..... Inventory (+ or -)		
7%	21%	70%	0%	3%	2%	—	—	—	36%	..... % Pending More Than 12 Months		
6	3	259	40	93	57	—	—	—	588	..... Pending at Start	..... Jersey	... 7th
32	65	73	147	593	236	9	4,056	194	5,732	..... Filed		
0	0	0	0	0	0	0	0	0	0	..... Reinstated		
0	0	0	-12	12	0	—	—	—	0	..... Transferred		
32	65	73	135	605	236	9	4,056	194	5,732	..... Net Added		
30	30	81	72	414	300	3	3,256	154	4,636	..... Disposed of		
0	32	-14	-13	-82	36	—	—	—	97	..... Adjustment		
8	70	237	90	202	29	—	—	—	935	..... Pending at End		
2	67	-22	50	109	-28	—	—	—	347	..... Inventory (+ or -)		
0%	13%	72%	43%	26%	5%	—	—	—	39%	..... % Pending More Than 12 Months		
437	205	1,099	168	438	486	—	—	—	3,993	..... Pending at Start	..... Macoupin	... 7th
102	93	233	267	846	1,084	161	7,494	80	11,067	..... Filed		
0	0	0	0	0	0	0	0	0	0	..... Reinstated		
0	0	0	-79	79	0	—	—	—	0	..... Transferred		
102	93	233	188	925	1,084	161	7,494	80	11,067	..... Net Added		
21	57	171	121	542	912	109	6,920	63	9,388	..... Disposed of		
0	0	0	0	0	0	—	—	—	0	..... Adjustment		
518	241	1,161	235	821	658	—	—	—	5,029	..... Pending at End		
81	36	62	67	383	172	—	—	—	1,036	..... Inventory (+ or -)		
86%	69%	84%	38%	55%	56%	—	—	—	69%	..... % Pending More Than 12 Months		
14	15	481	44	80	96	—	—	—	934	..... Pending at Start	..... Morgan	... 7th
77	72	179	157	491	1,070	416	4,797	55	7,887	..... Filed		
0	0	0	0	0	0	0	0	0	1	..... Reinstated		
0	0	0	0	0	0	—	—	—	0	..... Transferred		
77	72	179	157	491	1,070	416	4,797	55	7,888	..... Net Added		
69	52	101	133	508	1,014	447	3,910	39	6,856	..... Disposed of		
0	0	0	0	0	0	—	—	—	-1	..... Adjustment		
22	35	559	68	63	152	—	—	—	1,093	..... Pending at End		
8	20	78	24	-17	56	—	—	—	159	..... Inventory (+ or -)		
14%	17%	71%	0%	0%	0%	—	—	—	41%	..... % Pending More Than 12 Months		
2,337	1,198	3,308	286	1,764	7,377	—	—	—	22,037	..... Pending at Start	..... Sangamon	... 7th
1,423	446	720	837	2,741	8,721	270	42,288	133	62,626	..... Filed		
0	0	0	42	37	1	0	0	0	82	..... Reinstated		
0	0	0	-35	35	0	—	—	—	0	..... Transferred		
1,423	446	720	844	2,813	8,722	270	42,288	133	62,706	..... Net Added		
661	100	474	681	2,818	10,589	103	34,906	45	55,129	..... Disposed of		
-335	0	0	0	0	0	—	—	—	100	..... Adjustment		
2,764	1,544	3,554	449	1,759	5,510	—	—	—	22,079	..... Pending at End		
427	346	246	163	-5	-1,867	—	—	—	42	..... Inventory (+ or -)		
57%	71%	82%	14%	63%	56%	—	—	—	65%	..... % Pending More Than 12 Months		



# ADMINISTRATIVE OFFICE OF THE TREND OF ALL CASES IN THE CIRCUIT

Circuit	County		Law Over \$15,000		Law \$15,000 or less		Chancery	Miscellaneous Remedy	Eminent Domain	Tax	Municipal Corporations	Mental Health	Dissolution of Marriage
			Jury	Non-Jury	Jury	Non-Jury							
7th	Scott	Pending at Start	13	10	0	15	14	7	4	3	0	0	4
		Filed	4	8	0	6	8	11	0	5	0	1	30
		Reinstated	0	0	0	0	0	0	0	0	0	0	0
		Transferred	0	0	0	0	0	0	0	0	0	0	0
		Net Added	4	8	0	6	8	11	0	5	0	1	30
		Disposed of	7	2	0	7	12	3	0	2	0	0	23
		Adjustment	0	0	0	0	0	0	0	0	0	0	0
		Pending at End	10	16	0	14	10	15	4	6	0	1	11
		Inventory (+ or -)	-3	6	0	-1	-4	8	0	3	0	1	7
		% Pending More Than 12 Months	60%	56%	0%	64%	20%	33%	100%	17%	0%	100%	27%
7th	Circuit Total	Pending at Start	1,073	1,320	53	1,508	1,265	1,054	48	262	26	9	806
		Filed	415	349	34	2,685	302	571	35	112	5	450	1,927
		Reinstated	1	1	1	0	0	0	0	0	0	0	5
		Transferred	0	0	0	0	0	0	0	0	0	0	0
		Net Added	416	350	35	2,685	302	571	35	112	5	450	1,932
		Disposed of	400	193	45	2,653	531	402	7	61	2	448	1,574
		Adjustment	16	3	3	34	6	-4	0	-1	0	0	526
		Pending at End	1,105	1,480	46	1,574	1,042	1,219	76	312	29	11	1,690
		Inventory (+ or -)	32	160	-7	66	-223	165	28	50	3	2	884
		% Pending More Than 12 Months	68%	82%	52%	50%	79%	82%	59%	73%	86%	73%	52%
8th	Adams	Pending at Start	105	48	8	103	42	21	24	11	0	13	185
		Filed	80	46	4	295	42	101	1	16	0	106	477
		Reinstated	0	0	0	0	0	0	0	0	0	0	0
		Transferred	4	-4	1	-1	0	0	0	0	0	0	0
		Net Added	84	42	5	294	42	101	1	16	0	106	477
		Disposed of	61	51	13	276	43	91	10	17	0	87	492
		Adjustment	11	6	3	60	17	37	-5	5	0	0	-4
		Pending at End	139	45	3	181	58	68	10	15	0	32	166
		Inventory (+ or -)	34	-3	-5	78	16	47	-14	4	0	19	-19
		% Pending More Than 12 Months	48%	49%	33%	49%	53%	57%	100%	47%	0%	6%	23%
8th	Brown	Pending at Start	11	8	1	4	5	6	0	3	0	0	21
		Filed	3	2	0	12	6	17	0	4	0	2	45
		Reinstated	0	0	0	0	0	0	0	0	0	0	1
		Transferred	-1	1	1	-1	0	0	0	0	0	0	0
		Net Added	2	3	1	11	6	17	0	4	0	2	46
		Disposed of	6	4	2	7	5	16	0	5	0	2	51
		Adjustment	0	0	0	0	0	0	0	0	0	0	0
		Pending at End	7	7	0	8	6	7	0	2	0	0	16
		Inventory (+ or -)	-4	-1	-1	4	1	1	0	-1	0	0	-5
		% Pending More Than 12 Months	57%	86%	0%	25%	17%	14%	0%	50%	0%	0%	13%
8th	Calhoun	Pending at Start	9	12	0	5	4	0	0	0	0	0	6
		Filed	2	16	0	18	7	3	5	0	0	0	22
		Reinstated	0	0	0	0	0	0	0	0	0	0	0
		Transferred	3	-3	0	0	0	0	0	0	0	0	0
		Net Added	5	13	0	18	7	3	5	0	0	0	22
		Disposed of	6	13	0	18	5	2	5	0	0	0	22
		Adjustment	0	0	0	0	0	0	0	0	0	0	2
		Pending at End	8	12	0	5	6	1	0	0	0	0	8
		Inventory (+ or -)	-1	0	0	0	2	1	0	0	0	0	2
		% Pending More Than 12 Months	50%	8%	0%	20%	33%	0%	0%	0%	0%	0%	13%
8th	Cass	Pending at Start	13	7	0	13	6	26	3	2	1	0	25
		Filed	8	4	1	19	12	50	0	6	0	0	79
		Reinstated	2	0	0	0	0	0	0	0	0	0	0
		Transferred	0	0	0	0	0	0	0	0	0	0	0
		Net Added	10	4	1	19	12	50	0	6	0	0	79
		Disposed of	14	8	0	17	10	55	0	4	1	0	74
		Adjustment	0	0	0	0	0	0	0	0	0	0	0
		Pending at End	9	3	1	15	8	21	3	4	0	0	30
		Inventory (+ or -)	-4	-4	1	2	2	-5	0	2	-1	0	5
		% Pending More Than 12 Months	33%	33%	0%	13%	0%	5%	100%	0%	0%	0%	30%

**ILLINOIS COURTS  
COURTS DURING 1990**

Family	Juvenile	Probate	Felony	Misdemeanors	Small Claims	Ordinance Violations	Traffic Violations	Conservation Violations	Total		County	Circuit
6 3 0 0 3 3 0 6 0	1 11 0 0 11 6 0 6 5	66 29 0 0 29 18 0 77 11	2 31 0 0 31 22 0 11 9	16 123 0 0 123 99 0 40 24	30 67 0 0 67 64 0 33 3	— 0 0 — 0 0 — — —	— 801 0 801 714 — — —	— 3 0 — 2 — — — —	191 1,141 0 0 1,141 984 0 260 69	Pending at Start ..... Filed ..... Reinstated ..... Transferred ..... Net Added ..... Disposed of ..... Adjustment ..... Pending at End ..... Inventory (+ or -) % Pending More ..... Than 12 Months	Scott	7th
67%	0%	68%	0%	13%	61%	—	—	—	47%			
2,819 1,674 0 0 1,674 826 -335 3,332 513	1,436 701 1 0 702 260 32 1,910 474	5,367 1,295 0 0 1,295 896 -14 5,752 385	553 1,488 42 -134 1,396 1,062 -14 873 320	2,420 4,870 37 134 5,041 4,460 -82 2,919 499	8,106 11,370 1 0 11,371 13,073 36 6,440 -1666	— 856 0 — 856 662 — — —	— 60,921 0 — 60,921 51,182 — — —	— 488 0 — 488 317 — — —	28,125 90,548 89 0 90,637 79,054 206 29,810 1,685	Pending at Start ..... Filed ..... Reinstated ..... Transferred ..... Net Added ..... Disposed of ..... Adjustment ..... Pending at End ..... Inventory (+ or -) % Pending More ..... Than 12 Months	Circuit Total	7th
61%	67%	80%	24%	53%	54%	—	—	—	63%			
58 310 0 0 310 243 14 139 81	41 161 0 0 161 141 8 69 28	616 295 0 0 295 257 0 654 38	230 475 0 -166 309 314 0 225 -5	333 705 0 166 871 851 23 376 43	1,020 1,747 0 0 1,747 1,699 0 1,068 48	— 4,502 0 — 4,502 4,414 — — —	— 6,046 0 — 6,046 5,629 — — —	— 142 0 — 142 124 — — —	2,858 15,551 0 0 15,551 14,813 175 3,248 390	Pending at Start ..... Filed ..... Reinstated ..... Transferred ..... Net Added ..... Disposed of ..... Adjustment ..... Pending at End ..... Inventory (+ or -) % Pending More ..... Than 12 Months	Adams	8th
4%	6%	61%	30%	56%	69%	—	—	—	53%			
6 17 0 0 17 17 0 6 0	7 16 0 0 16 10 0 13 6	78 25 0 0 25 35 0 68 -10	19 38 1 0 39 35 0 23 4	42 85 0 0 85 99 0 28 -14	24 79 25 0 104 91 0 37 13	— 10 0 — 10 8 — — —	— 1,185 0 — 1,185 1,078 — — —	— 26 0 — 26 28 — — —	235 1,572 27 0 1,599 1,499 0 228 -7	Pending at Start ..... Filed ..... Reinstated ..... Transferred ..... Net Added ..... Disposed of ..... Adjustment ..... Pending at End ..... Inventory (+ or -) % Pending More ..... Than 12 Months	Brown	8th
33%	38%	69%	4%	7%	11%	—	—	—	34%			
2 11 0 0 11 8 0 5 3	7 6 0 0 6 5 0 8 1	49 23 0 0 23 15 0 57 8	10 40 1 0 41 37 0 14 4	43 140 2 0 142 151 0 34 -9	12 67 3 0 70 62 0 20 8	— 23 0 — 23 23 — — —	— 633 0 — 633 598 — — —	— 110 0 — 110 107 — — —	159 1,126 6 0 1,132 1,077 2 178 19	Pending at Start ..... Filed ..... Reinstated ..... Transferred ..... Net Added ..... Disposed of ..... Adjustment ..... Pending at End ..... Inventory (+ or -) % Pending More ..... Than 12 Months	Calhoun	8th
0%	50%	58%	0%	0%	10%	—	—	—	27%			
30 49 0 0 49 56 0 23 -7	15 67 0 0 67 63 0 19 4	156 71 0 0 71 54 0 173 17	30 120 0 0 120 104 0 46 16	64 467 0 0 467 462 0 69 5	40 153 0 0 153 158 0 35 -5	— 154 0 — 154 17 — — —	— 1,606 0 — 1,606 1,693 — — —	— 117 0 — 117 75 — — —	431 2,983 2 0 2,985 2,865 0 459 28	Pending at Start ..... Filed ..... Reinstated ..... Transferred ..... Net Added ..... Disposed of ..... Adjustment ..... Pending at End ..... Inventory (+ or -) % Pending More ..... Than 12 Months	Cass	8th
26%	16%	65%	15%	17%	14%	—	—	—	36%			



# ADMINISTRATIVE OFFICE OF THE TREND OF ALL CASES IN THE CIRCUIT

Circuit	County		Law Over \$15,000		Law \$15,000 or less		Chancery	Miscellaneous Remedy	Eminent Domain	Tax	Municipal Corporations	Mental Health	Dissolution of Marriage
			Jury	Non- Jury	Jury	Non- Jury							
8th ...	Mason .....	Pending at Start .....	21	11	0	15	15	18	0	9	0	0	33
		Filed .....	12	12	2	32	13	95	0	13	0	0	101
		Reinstated .....	0	0	0	0	0	0	0	0	0	0	0
		Transferred .....	6	-6	0	0	0	0	0	0	0	0	0
		Net Added .....	18	6	2	32	13	95	0	13	0	0	101
		Disposed of .....	20	13	2	43	9	84	0	9	0	0	104
		Adjustment .....	0	0	0	0	0	0	0	0	0	0	0
		Pending at End .....	19	4	0	4	19	29	0	13	0	0	30
		Inventory (+ or -) .....	-2	-7	0	-11	4	11	0	4	0	0	-3
		% Pending More Than 12 Months .....	37%	25%	0%	0%	42%	34%	0%	46%	0%	0%	7%
8th ...	Menard .....	Pending at Start .....	10	4	0	1	7	1	0	0	0	0	18
		Filed .....	8	6	1	18	11	8	0	5	2	0	45
		Reinstated .....	0	0	0	0	0	0	0	0	0	0	0
		Transferred .....	0	0	0	0	0	0	0	0	0	0	0
		Net Added .....	8	6	1	18	11	8	0	5	2	0	45
		Disposed of .....	10	3	0	13	15	8	0	5	1	0	49
		Adjustment .....	0	0	0	0	0	0	0	0	0	0	0
		Pending at End .....	8	7	1	6	3	1	0	0	1	0	14
		Inventory (+ or -) .....	-2	3	1	5	-4	0	0	0	1	0	-4
		% Pending More Than 12 Months .....	25%	29%	0%	0%	33%	0%	0%	0%	0%	0%	7%
8th ...	Pike .....	Pending at Start .....	29	6	1	17	22	7	41	0	1	0	28
		Filed .....	12	16	2	45	20	31	6	10	2	1	101
		Reinstated .....	0	1	0	0	0	0	0	0	0	0	0
		Transferred .....	0	0	0	0	0	0	0	0	0	0	0
		Net Added .....	12	17	2	45	20	31	6	10	2	1	101
		Disposed of .....	16	10	0	38	25	27	39	2	3	1	109
		Adjustment .....	0	0	0	0	0	0	0	0	0	0	0
		Pending at End .....	25	13	3	24	17	11	8	8	0	0	20
		Inventory (+ or -) .....	-4	7	2	7	-5	4	-33	8	-1	0	-8
		% Pending More Than 12 Months .....	52%	23%	67%	42%	53%	9%	75%	0%	0%	0%	10%
8th ...	Schuyler .....	Pending at Start .....	5	3	0	4	17	6	0	5	1	0	13
		Filed .....	4	4	1	7	1	9	0	11	0	0	54
		Reinstated .....	0	0	0	0	0	0	0	0	0	0	0
		Transferred .....	0	0	0	0	0	0	0	0	0	0	0
		Net Added .....	4	4	1	7	1	9	0	11	0	0	54
		Disposed of .....	5	4	0	6	5	11	0	5	1	0	55
		Adjustment .....	0	0	0	0	0	0	0	0	0	0	0
		Pending at End .....	4	3	1	5	13	4	0	11	0	0	12
		Inventory (+ or -) .....	-1	0	1	1	-4	-2	0	6	-1	0	-1
		% Pending More Than 12 Months .....	25%	33%	0%	40%	92%	50%	0%	91%	0%	0%	17%
8th ...	Circuit Total .....	Pending at Start .....	203	99	10	162	118	85	68	30	3	13	329
		Filed .....	129	106	11	446	112	314	12	65	4	109	924
		Reinstated .....	2	1	0	0	0	0	0	0	0	0	1
		Transferred .....	12	-12	2	-2	0	0	0	0	0	0	0
		Net Added .....	143	95	13	444	112	314	12	65	4	109	925
		Disposed of .....	138	106	17	418	117	294	54	47	6	90	956
		Adjustment .....	11	6	3	60	17	37	-5	5	0	0	-2
		Pending at End .....	219	94	9	248	130	142	21	53	1	32	296
		Inventory (+ or -) .....	16	-5	-1	86	12	57	-47	23	-2	19	-33
		% Pending More Than 12 Months .....	42%	48%	33%	43%	49%	38%	90%	45%	0%	6%	20%
9th ...	Fulton .....	Pending at Start .....	35	14	2	36	33	23	3	26	0	0	71
		Filed .....	29	12	1	113	38	62	0	25	0	9	231
		Reinstated .....	0	0	0	1	0	0	0	0	0	0	2
		Transferred .....	0	0	0	0	0	0	0	0	0	0	0
		Net Added .....	29	12	1	114	38	62	0	25	0	9	233
		Disposed of .....	29	14	2	116	48	77	3	42	0	9	233
		Adjustment .....	0	0	0	0	0	0	0	0	0	0	0
		Pending at End .....	35	12	1	34	23	8	0	9	0	0	71
		Inventory (+ or -) .....	0	-2	-1	-2	-10	-15	-3	-17	0	0	0
		% Pending More Than 12 Months .....	43%	25%	0%	12%	9%	38%	0%	22%	0%	0%	13%

**ILLINOIS COURTS  
COURTS DURING 1990**

Family	Juvenile	Probate	Felony	Misdemeanors	Small Claims	Ordinance Violations	Traffic Violations	Conservation Violations	Total		County	Circuit
59	36	182	35	61	38	—	—	—	533	Pending at Start	Mason	8th
74	69	95	111	331	192	2	2,363	86	3,603	..... Filed		
0	0	0	0	0	0	0	0	0	0	..... Reinstated		
0	0	0	-29	29	0	—	—	—	0	..... Transferred		
74	69	95	82	360	192	2	2,363	86	3,603	..... Net Added		
115	43	70	60	313	201	2	1,643	49	2,780	..... Disposed of		
0	0	0	0	0	0	—	—	—	0	..... Adjustment		
18	62	207	57	108	29	—	—	—	599	..... Pending at End		
-41	26	25	22	47	-9	—	—	—	66	..... Inventory (+ or -)		
										% Pending More		
13%	39%	58%	12%	22%	0%	—	—	—	35%	..... Than 12 Months		
12	3	118	10	12	60	—	—	—	256	Pending at Start	Menard	8th
41	17	50	39	72	175	4	863	21	1,386	..... Filed		
0	0	0	0	0	0	0	0	0	0	..... Reinstated		
0	0	0	-2	2	0	—	—	—	0	..... Transferred		
41	17	50	37	74	175	4	863	21	1,386	..... Net Added		
45	18	61	33	70	198	0	882	12	1,423	..... Disposed of		
0	0	0	0	0	0	—	—	—	0	..... Adjustment		
8	2	107	14	16	37	—	—	—	225	..... Pending at End		
-4	-1	-11	4	4	-23	—	—	—	-31	..... Inventory (+ or -)		
										% Pending More		
0%	0%	6600%	0%	0%	2400%	—	—	—	3800%	..... Than 12 Months		
28	19	339	35	33	65	—	—	—	671	Pending at Start	Pike	8th
41	47	96	103	163	270	86	2,989	93	4,134	..... Filed		
0	0	0	0	0	0	0	0	0	1	..... Reinstated		
0	0	0	0	0	0	—	—	—	0	..... Transferred		
41	47	96	103	163	270	86	2,989	93	4,135	..... Net Added		
59	39	120	80	137	299	70	2,840	97	4,011	..... Disposed of		
0	0	4	0	0	0	—	—	—	4	..... Adjustment		
10	27	319	58	59	36	—	—	—	638	..... Pending at End		
-18	8	-20	23	26	-29	—	—	—	-33	..... Inventory (+ or -)		
										% Pending More		
10%	7%	74%	16%	17%	0%	—	—	—	48%	..... Than 12 Months		
20	11	106	19	50	34	—	—	—	294	Pending at Start	Schuyler	8th
21	21	40	32	114	92	2	1,301	53	1,767	..... Filed		
0	0	0	0	0	0	0	0	0	0	..... Reinstated		
0	0	0	0	0	0	—	—	—	0	..... Transferred		
21	21	40	32	114	92	2	1,301	53	1,767	..... Net Added		
26	26	39	27	98	96	1	1,105	33	1,543	..... Disposed of		
0	0	0	0	0	0	—	—	—	0	..... Adjustment		
15	6	107	24	66	30	—	—	—	301	..... Pending at End		
-5	-5	1	5	16	-4	—	—	—	7	..... Inventory (+ or -)		
										% Pending More		
47%	33%	66%	63%	56%	27%	—	—	—	56%	..... Than 12 Months		
215	139	1,644	388	638	1,293	—	—	—	5,437	Pending at Start	Circuit Total	8th
564	404	895	958	2,077	2,775	4,783	16,986	648	32,122	..... Filed		
0	0	0	2	2	28	0	0	0	36	..... Reinstated		
0	0	0	-197	197	0	—	—	—	0	..... Transferred		
564	404	695	763	2,276	2,803	4,783	16,986	648	32,158	..... Net Added		
569	345	651	690	2,181	2,804	4,535	15,468	525	30,011	..... Disposed of		
14	8	4	0	23	0	—	—	—	181	..... Adjustment		
224	206	1,692	461	756	1,292	—	—	—	5,876	..... Pending at End		
9	67	48	73	118	-1	—	—	—	439	..... Inventory (+ or -)		
										% Pending More		
10%	21%	64%	20%	42%	59%	—	—	—	47%	..... Than 12 Months		
47	36	485	36	59	96	—	—	—	1,004	Pending at Start	Fulton	9th
195	62	180	178	618	584	251	5,591	107	8,286	..... Filed		
0	0	0	0	0	1	0	0	0	4	..... Reinstated		
0	0	0	0	0	0	—	—	—	0	..... Transferred		
195	62	180	178	618	585	251	5,591	107	8,290	..... Net Added		
197	57	97	140	560	558	270	5,162	124	7,738	..... Disposed of		
0	0	0	-2	2	-7	—	—	—	-7	..... Adjustment		
45	41	568	72	119	118	—	—	—	1,156	..... Pending at End		
-2	5	83	36	60	20	—	—	—	152	..... Inventory (+ or -)		
										% Pending More		
0%	12%	72%	4%	0%	8%	—	—	—	40%	..... Than 12 Months		



# ADMINISTRATIVE OFFICE OF THE TREND OF ALL CASES IN THE CIRCUIT

Circuit	County		Law Over \$15,000		Law \$15,000 or less		Chancery	Miscellaneous Remedy	Eminent Domain	Tax	Municipal Corporations	Mental Health	Dissolution of Marriage
			Jury	Non- Jury	Jury	Non- Jury							
9th	Hancock	Pending at Start	13	14	2	33	14	12	0	2	1	1	45
		Filed	7	6	1	42	23	34	6	1	2	1	113
		Reinstated	0	0	0	0	0	0	0	0	0	0	0
		Transferred	0	0	0	0	0	0	0	0	0	0	0
		Net Added	7	8	1	42	23	34	6	1	2	1	113
		Disposed of	5	12	2	52	22	29	6	1	2	1	113
		Adjustment	0	0	0	0	0	0	0	0	0	0	0
		Pending at End	15	10	1	23	15	17	0	2	1	1	45
		Inventory (+ or -)	2	-4	-1	-10	1	5	0	0	0	0	0
		% Pending More Than 12 Months	60%	50%	0%	9%	7%	18%	0%	50%	0%	0%	18%
9th	Henderson	Pending at Start	7	4	0	8	9	2	0	1	0	0	14
		Filed	5	1	1	9	9	7	0	3	0	3	51
		Reinstated	0	0	0	0	0	0	0	0	0	0	0
		Transferred	0	0	0	0	0	0	0	0	0	0	0
		Net Added	5	1	1	9	9	7	0	3	0	3	51
		Disposed of	3	3	0	13	6	6	0	3	0	1	45
		Adjustment	0	0	0	-1	0	0	0	0	0	0	0
		Pending at End	9	2	1	3	12	3	0	1	0	2	20
		Inventory (+ or -)	2	-2	1	-5	3	1	0	0	0	2	6
		% Pending More Than 12 Months	56%	100%	0%	0%	50%	0%	0%	100%	0%	0%	5%
9th	Knox	Pending at Start	112	52	10	226	71	165	0	99	0	45	170
		Filed	71	29	4	289	78	299	1	80	0	9	389
		Reinstated	7	1	0	2	1	15	0	2	0	0	2
		Transferred	7	-6	1	-2	0	0	0	0	0	0	0
		Net Added	85	24	5	289	79	314	1	82	0	9	391
		Disposed of	90	23	10	281	70	368	0	59	0	2	309
		Adjustment	-1	1	2	-2	0	0	0	0	0	0	0
		Pending at End	106	54	7	232	80	111	1	122	0	52	252
		Inventory (+ or -)	-6	2	-3	6	9	-54	1	23	0	7	82
		% Pending More Than 12 Months	40%	74%	43%	64%	45%	32%	0%	80%	0%	87%	36%
9th	McDonough	Pending at Start	30	40	5	61	53	32	39	25	0	0	70
		Filed	19	20	2	59	20	62	33	8	0	0	147
		Reinstated	0	0	0	0	0	0	0	0	0	0	0
		Transferred	5	-5	0	0	0	0	0	0	0	0	0
		Net Added	24	15	2	59	20	62	33	8	0	0	147
		Disposed of	16	21	3	69	29	33	47	4	0	0	136
		Adjustment	0	0	0	0	0	0	0	0	0	0	0
		Pending at End	38	34	4	51	44	61	25	29	0	0	81
		Inventory (+ or -)	8	-6	-1	-10	-9	29	-14	4	0	0	11
		% Pending More Than 12 Months	50%	65%	100%	45%	64%	31%	4%	97%	0%	0%	36%
9th	Warren	Pending at Start	19	15	0	31	30	4	2	4	0	0	35
		Filed	18	18	3	67	11	17	0	12	1	1	115
		Reinstated	0	0	0	0	0	0	0	0	0	0	0
		Transferred	0	0	0	0	0	0	0	0	0	0	0
		Net Added	18	18	3	67	11	17	0	12	1	1	115
		Disposed of	13	21	2	77	20	18	0	8	0	1	111
		Adjustment	0	0	0	0	0	0	0	0	0	0	0
		Pending at End	24	12	1	21	21	3	2	8	1	0	39
		Inventory (+ or -)	5	-3	1	-10	-9	-1	0	4	1	0	4
		% Pending More Than 12 Months	50%	42%	100%	14%	71%	33%	100%	25%	0%	0%	26%
9th	Circuit Total	Pending at Start	216	139	19	395	210	238	44	157	1	46	405
		Filed	149	88	12	579	179	481	40	129	3	23	1,046
		Reinstated	7	1	0	3	1	15	0	2	0	0	4
		Transferred	12	-11	1	-2	0	0	0	0	0	0	0
		Net Added	168	78	13	580	180	496	40	131	3	23	1,050
		Disposed of	156	94	19	608	195	531	56	117	2	14	947
		Adjustment	-1	1	2	-3	0	0	0	0	0	0	0
		Pending at End	227	124	15	364	195	203	28	171	2	55	508
		Inventory (+ or -)	11	-15	-4	-31	-15	-35	-16	14	1	9	103
		% Pending More Than 12 Months	45%	62%	53%	50%	45%	23%	4%	77%	0%	82%	29%

**ILLINOIS COURTS  
COURTS DURING 1990**

Family	Juvenile	Probate	Felony	Misdemeanors	Small Claims	Ordinance Violations	Traffic Violations	Conservation Violations	Total		County	Circuit
29	17	381	16	70	70	—	—	—	720	..... Pending at Start	..... Hancock	... 9th
46	50	141	66	263	316	24	2476	124	3,744	..... Filed		
0	0	0	0	0	0	0	0	0	0	..... Reinstated		
0	0	0	-19	19	0	—	—	—	0	..... Transferred		
46	50	141	47	282	316	24	2476	124	3,744	..... Net Added		
43	57	202	43	272	337	11	2,530	95	3,835	..... Disposed of		
0	0	0	0	0	0	—	—	—	0	..... Adjustment		
32	10	320	20	80	49	—	—	—	641	..... Pending at End		
3	-7	-61	4	10	-21	—	—	—	-79	..... Inventory (+ or -)		
13%	0%	63%	5%	34%	14%	—	—	—	42%	% Pending More Than 12 Months		
26	9	95	12	48	18	—	—	—	253	..... Pending at Start	..... Henderson	... 9th
40	23	30	62	148	77	57	1,684	61	2,271	..... Filed		
0	0	0	0	0	0	0	0	0	0	..... Reinstated		
0	0	0	-24	24	0	—	—	—	0	..... Transferred		
40	23	30	38	172	77	57	1,684	61	2,271	..... Net Added		
40	18	40	32	176	77	53	1,976	56	2,548	..... Disposed of		
0	0	-3	4	5	0	—	—	—	5	..... Adjustment		
26	14	82	22	49	18	—	—	—	264	..... Pending at End		
0	5	-13	10	1	0	—	—	—	11	..... Inventory (+ or -)		
8%	43%	67%	5%	22%	6%	—	—	—	35%	% Pending More Than 12 Months		
124	51	1,708	96	189	371	—	—	—	3,489	..... Pending at Start	..... Knox	... 9th
187	80	296	241	1,066	1,181	1,227	9,475	72	15,074	..... Filed		
0	0	2	0	0	1	0	0	0	33	..... Reinstated		
0	0	0	0	0	0	—	—	—	0	..... Transferred		
187	80	298	241	1,066	1,182	1,227	9,475	72	15,107	..... Net Added		
190	85	213	214	980	1,207	1,072	9,176	65	14,414	..... Disposed of		
0	0	0	-15	-154	1	—	—	—	-168	..... Adjustment		
121	46	1,793	108	121	347	—	—	—	3,553	..... Pending at End		
-3	-5	85	12	-68	-24	—	—	—	64	..... Inventory (+ or -)		
55%	48%	85%	5%	26%	46%	—	—	—	67%	% Pending More Than 12 Months		
41	18	316	47	350	168	—	—	—	1,295	..... Pending at Start	..... McDonough	... 9th
110	41	153	157	754	635	705	4,637	77	7,639	..... Filed		
0	0	0	0	0	0	0	0	0	0	..... Reinstated		
0	0	0	0	0	0	—	—	—	0	..... Transferred		
110	41	153	157	754	635	705	4,637	77	7,639	..... Net Added		
109	27	99	113	747	594	590	4,725	122	7,484	..... Disposed of		
0	0	5	0	0	0	—	—	—	5	..... Adjustment		
42	32	375	91	357	209	—	—	—	1,473	..... Pending at End		
1	14	59	44	7	41	—	—	—	178	..... Inventory (+ or -)		
48%	19%	62%	11%	27%	21%	—	—	—	40%	% Pending More Than 12 Months		
26	23	261	40	62	76	—	—	—	628	..... Pending at Start	..... Warren	... 9th
97	102	106	90	461	431	210	4,357	11	6,128	..... Filed		
0	0	0	0	0	0	0	0	0	0	..... Reinstated		
0	0	0	0	0	0	—	—	—	0	..... Transferred		
97	102	106	90	461	431	210	4,357	11	6,128	..... Net Added		
94	84	57	62	407	437	1	4,234	0	5,647	..... Disposed of		
0	0	0	0	0	0	—	—	—	0	..... Adjustment		
29	41	310	68	116	70	—	—	—	766	..... Pending at End		
3	18	49	28	54	-6	—	—	—	138	..... Inventory (+ or -)		
24%	10%	70%	9%	22%	4%	—	—	—	41%	% Pending More Than 12 Months		
293	154	3,246	247	778	801	—	—	—	7,389	..... Pending at Start	..... Circuit Total	... 9th
675	358	906	794	3,310	3,224	2,474	28,220	452	43,142	..... Filed		
0	0	2	0	0	2	0	0	0	37	..... Reinstated		
0	0	0	-43	43	0	—	—	—	0	..... Transferred		
675	358	908	751	3,353	3,226	2,474	28,220	452	43,179	..... Net Added		
673	328	708	604	3,142	3,210	1,997	27,803	462	41,666	..... Disposed of		
0	0	2	-13	-147	-6	—	—	—	-165	..... Adjustment		
295	184	3,448	381	842	811	—	—	—	7,853	..... Pending at End		
2	30	202	134	64	10	—	—	—	464	..... Inventory (+ or -)		
34%	23%	77%	7%	23%	28%	—	—	—	53%	% Pending More Than 12 Months		



# ADMINISTRATIVE OFFICE OF THE TREND OF ALL CASES IN THE CIRCUIT

Circuit	County		Law Over \$15,000		Law \$15,000 or less		Chancery	Miscellaneous Remedy	Eminent Domain	Tax	Municipal Corporations	Mental Health	Dissolution of Marriage
			Jury	Non-Jury	Jury	Non-Jury							
10th ..	Marshall .....	Pending at Start .....	16	11	1	15	20	8	5	0	2	0	36
		Filed .....	22	13	0	36	15	32	8	1	2	0	68
		Reinstated .....	0	0	0	0	0	0	0	0	0	0	0
		Transferred .....	0	0	0	0	0	0	0	0	0	0	0
		Net Added .....	22	13	0	36	15	32	8	1	2	0	68
		Disposed of .....	7	16	1	33	20	34	10	1	3	0	65
		Adjustment .....	0	0	0	0	0	0	0	0	0	0	0
		Pending at End .....	31	8	0	18	15	6	3	0	1	0	39
		Inventory (+ or -) .....	15	-3	-1	3	-5	-2	-2	0	-1	0	3
		% Pending More Than 12 Months .....	39%	50%	0%	39%	47%	67%	0%	0%	0%	0%	28%
10th ..	Peoria .....	Pending at Start .....	762	167	60	725	365	268	22	230	0	18	857
		Filed .....	494	138	23	796	185	317	20	125	0	608	1,152
		Reinstated .....	7	3	2	5	3	2	1	1	0	0	11
		Transferred .....	29	-29	21	-21	0	0	0	0	0	0	0
		Net Added .....	530	112	46	780	188	319	21	126	0	608	1,163
		Disposed of .....	487	115	33	640	326	362	20	105	0	594	1,770
		Adjustment .....	-1	-18	-1	1	0	0	0	0	0	0	633
		Pending at End .....	804	146	72	866	227	225	23	251	0	32	883
		Inventory (+ or -) .....	42	-21	12	141	-138	-43	1	21	0	14	26
		% Pending More Than 12 Months .....	46%	50%	60%	65%	46%	50%	57%	67%	0%	52%	35%
10th ..	Putnam .....	Pending at Start .....	7	6	0	10	13	1	0	5	0	0	26
		Filed .....	2	1	0	3	5	6	0	2	0	0	34
		Reinstated .....	0	0	0	0	0	0	0	0	0	0	0
		Transferred .....	2	-2	1	-1	0	0	0	0	0	0	0
		Net Added .....	4	-1	1	2	5	6	0	2	0	0	34
		Disposed of .....	4	4	1	10	13	2	0	0	0	0	47
		Adjustment .....	2	0	0	1	1	-1	0	-1	0	0	2
		Pending at End .....	9	1	0	3	6	4	0	6	0	0	15
		Inventory (+ or -) .....	2	-5	0	-7	-7	3	0	1	0	0	-11
		% Pending More Than 12 Months .....	62%	75%	100%	54%	67%	50%	0%	82%	0%	100%	42%
10th ..	Stark .....	Pending at Start .....	7	6	0	10	13	1	0	5	0	0	26
		Filed .....	2	1	0	3	5	6	0	2	0	0	34
		Reinstated .....	0	0	0	0	0	0	0	0	0	0	0
		Transferred .....	2	-2	1	-1	0	0	0	0	0	0	0
		Net Added .....	4	-1	1	2	5	6	0	2	0	0	34
		Disposed of .....	4	4	1	10	13	2	0	0	0	0	47
		Adjustment .....	2	0	0	1	1	-1	0	-1	0	0	2
		Pending at End .....	9	1	0	3	6	4	0	6	0	0	15
		Inventory (+ or -) .....	2	-5	0	-7	-7	3	0	1	0	0	-11
		% Pending More Than 12 Months .....	67%	100%	0%	67%	67%	0%	0%	67%	0%	0%	47%
10th ..	Tazewell .....	Pending at Start .....	303	55	15	86	141	90	26	130	0	0	290
		Filed .....	165	53	6	447	88	134	30	46	0	0	832
		Reinstated .....	5	0	0	3	0	0	0	0	0	0	2
		Transferred .....	2	-2	8	-8	0	0	0	0	0	0	0
		Net Added .....	172	51	14	442	88	134	30	46	0	0	834
		Disposed of .....	172	36	14	445	115	128	16	29	0	0	824
		Adjustment .....	0	0	0	0	0	0	0	0	0	0	0
		Pending at End .....	303	70	15	83	114	96	40	147	0	0	300
		Inventory (+ or -) .....	0	15	0	-3	-27	6	14	17	0	0	10
		% Pending More Than 12 Months .....	55%	47%	60%	14%	57%	30%	50%	71%	0%	0%	8%
10th ..	Circuit Total .....	Pending at Start .....	1,095	245	76	846	552	368	53	370	2	18	1,235
		Filed .....	685	206	29	1,285	298	495	58	176	2	608	2,120
		Reinstated .....	12	3	2	8	3	2	1	1	0	0	13
		Transferred .....	35	-35	31	-31	0	0	0	0	0	0	0
		Net Added .....	732	174	62	1,262	301	497	59	177	2	608	2,133
		Disposed of .....	674	175	50	1,138	487	528	46	135	3	594	2,753
		Adjustment .....	3	-18	-1	3	2	-2	0	-2	0	0	637
		Pending at End .....	1,156	226	87	973	368	335	66	410	1	32	1,252
		Inventory (+ or -) .....	61	-19	11	127	-184	-33	13	40	-1	14	17
		% Pending More Than 12 Months .....	49%	50%	60%	60%	51%	44%	50%	69%	0%	54%	28%

**ILLINOIS COURTS  
COURTS DURING 1990**

Family	Juvenile	Probate	Felony	Misdemeanors	Small Claims	Ordinance Violations	Traffic Violations	Conservation Violations	Total		County	Circuit
22	14	156	10	40	69	—	—	—	425	..... Pending at Start	..... Marshall	.. 10th
38	30	70	68	171	135	9	1,970	41	2,729	..... Filed		
0	0	2	0	0	0	0	0	0	2	..... Reinstated		
0	0	0	0	0	0	—	—	—	0	..... Transferred		
38	30	72	68	171	135	9	1,970	41	2,731	..... Net Added		
39	35	61	46	170	152	10	1,836	25	2,564	..... Disposed of		
0	0	0	-6	0	0	—	—	—	-6	..... Adjustment		
21	9	167	26	41	52	—	—	—	437	..... Pending at End		
-1	-5	11	16	1	-17	—	—	—	12	..... Inventory (+ or -)		
52%	22%	65%	4%	22%	48%	—	—	—	46%	% Pending More Than 12 Months		
2,468	563	2,263	335	635	2,424	—	—	—	12,162	..... Pending at Start	..... Peoria	.. 10th
1,779	463	834	851	2,106	7,420	3,290	31,436	165	52,202	..... Filed		
4	107	0	0	0	8	0	0	0	154	..... Reinstated		
0	0	0	-37	37	0	—	—	—	0	..... Transferred		
1,783	570	834	814	2,143	7,428	3,290	31,436	165	52,356	..... Net Added		
1,424	643	646	890	1,987	7,838	3,333	38,590	102	59,905	..... Disposed of		
0	0	0	0	0	0	—	—	—	614	..... Adjustment		
2,827	490	2,451	259	791	2,014	—	—	—	12,361	..... Pending at End		
359	-73	188	-76	156	-410	—	—	—	199	..... Inventory (+ or -)		
72%	55%	70%	8%	31%	18%	—	—	—	53%	% Pending More Than 12 Months		
20	22	134	5	51	35	—	—	—	335	..... Pending at Start	..... Putnam	.. 10th
16	21	33	13	41	30	18	623	29	877	..... Filed		
0	0	1	0	0	1	0	2	0	4	..... Reinstated		
0	0	0	-1	1	0	—	—	—	0	..... Transferred		
16	21	34	12	42	31	18	625	29	881	..... Net Added		
23	29	61	10	60	67	17	603	23	974	..... Disposed of		
-6	1	-1	3	0	11	—	—	—	12	..... Adjustment		
7	15	106	10	33	10	—	—	—	225	..... Pending at End		
-13	-7	-28	5	-18	-25	—	—	—	-110	..... Inventory (+ or -)		
43%	53%	70%	10%	52%	60%	—	—	—	59%	% Pending More Than 12 Months		
20	22	134	5	51	35	—	—	—	335	..... Pending at Start	..... Stark	.. 10th
16	21	33	13	41	30	18	623	29	877	..... Filed		
0	0	1	0	0	1	0	2	0	4	..... Reinstated		
0	0	0	-1	1	0	—	—	—	0	..... Transferred		
16	21	34	12	42	31	18	625	29	881	..... Net Added		
23	29	61	10	60	67	17	603	23	974	..... Disposed of		
-6	1	-1	3	0	11	—	—	—	12	..... Adjustment		
7	15	106	10	33	10	—	—	—	225	..... Pending at End		
-13	-7	-28	5	-18	-25	—	—	—	-110	..... Inventory (+ or -)		
43%	53%	70%	10%	52%	60%	—	—	—	59%	% Pending More Than 12 Months		
329	205	2,032	144	425	268	—	—	—	4,539	..... Pending at Start	..... Tazewell	.. 10th
610	184	442	381	742	1,368	1,589	22,073	125	29,315	..... Filed		
0	0	0	47	0	3	0	0	0	60	..... Reinstated		
0	0	0	-80	80	0	—	—	—	0	..... Transferred		
610	184	442	348	822	1,371	1,589	22,073	125	29,375	..... Net Added		
549	195	259	333	922	1,401	1,412	19,507	107	26,464	..... Disposed of		
0	0	0	0	0	0	—	—	—	0	..... Adjustment		
390	194	2,215	159	325	238	—	—	—	4,689	..... Pending at End		
61	-11	183	15	-100	-30	—	—	—	150	..... Inventory (+ or -)		
44%	41%	82%	11%	37%	3%	—	—	—	57%	% Pending More Than 12 Months		
2,859	826	4,719	499	1,202	2,831	—	—	—	17,796	..... Pending at Start	..... Circuit Total	.. 10th
2,459	719	1,412	1,326	3,101	8,983	4,924	56,725	389	86,000	..... Filed		
4	107	4	47	0	13	12	753	4	989	..... Reinstated		
0	0	0	-119	119	0	—	—	—	0	..... Transferred		
2,463	826	1,416	1,254	3,220	8,996	4,936	57,478	393	86,989	..... Net Added		
2,058	931	1,088	1,289	3,199	9,525	4,789	61,139	280	90,881	..... Disposed of		
-12	2	-2	0	0	22	—	—	—	632	..... Adjustment		
3,252	723	5,045	464	1,223	2,324	—	—	—	17,937	..... Pending at End		
393	-103	326	-35	21	-507	—	—	—	141	..... Inventory (+ or -)		
69%	50%	55%	9%	54%	17%	—	—	—	54%	% Pending More Than 12 Months		



# ADMINISTRATIVE OFFICE OF THE TREND OF ALL CASES IN THE CIRCUIT

Circuit	County		Law Over \$15,000		Law \$15,000 or less		Chancery	Miscellaneous Remedy	Eminent Domain	Tax	Municipal Corporations	Mental Health	Dissolution of Marriage
			Jury	Non-Jury	Jury	Non-Jury							
11th ..	Ford .....	Pending at Start .....	26	28	2	40	31	13	0	8	0	0	26
		Filed .....	8	9	2	26	7	19	0	12	0	1	66
		Reinstated .....	0	0	0	0	0	0	0	0	0	0	0
		Transferred .....	0	0	0	0	0	0	0	0	0	0	0
		Net Added .....	8	9	2	26	7	19	0	12	0	1	66
		Disposed of .....	9	12	3	31	8	27	0	2	0	1	58
		Adjustment .....	2	-2	1	-1	0	0	0	0	0	0	0
		Pending at End .....	27	23	2	34	30	5	0	18	0	0	34
		Inventory (+ or -) .....	1	-5	0	-6	-1	-8	0	10	0	0	8
		% Pending More Than 12 Months .....	85%	70%	50%	74%	97%	80%	0%	39%	0%	0%	41%
11th ..	Livingston .....	Pending at Start .....	84	38	2	37	110	71	2	30	0	4	177
		Filed .....	39	31	2	142	44	52	1	5	2	4	283
		Reinstated .....	1	0	1	10	1	0	0	0	0	0	0
		Transferred .....	3	-3	4	-4	0	0	0	0	0	0	0
		Net Added .....	43	28	7	148	45	52	1	5	2	4	283
		Disposed of .....	39	20	1	125	47	49	2	24	0	3	311
		Adjustment .....	0	1	0	0	0	0	1	-2	0	0	0
		Pending at End .....	88	47	8	60	108	74	2	9	2	5	149
		Inventory (+ or -) .....	4	9	6	23	-2	3	0	-21	2	1	-28
		% Pending More Than 12 Months .....	59%	43%	25%	22%	75%	77%	50%	89%	0%	80%	26%
11th ..	Logan .....	Pending at Start .....	56	20	4	69	38	38	3	4	0	2	121
		Filed .....	26	18	1	133	20	49	1	6	0	4	194
		Reinstated .....	0	0	0	0	0	0	0	0	0	0	0
		Transferred .....	0	0	0	0	0	0	0	0	0	0	0
		Net Added .....	26	18	1	133	20	49	1	6	0	4	194
		Disposed of .....	25	22	3	157	16	63	0	5	0	3	192
		Adjustment .....	3	-2	0	-3	0	2	0	0	0	-2	11
		Pending at End .....	60	14	2	42	42	26	4	5	0	1	134
		Inventory (+ or -) .....	4	-6	-2	-27	4	-12	1	1	0	-1	13
		% Pending More Than 12 Months .....	53%	50%	0%	14%	67%	58%	75%	60%	0%	0%	19%
11th ..	McLean .....	Pending at Start .....	435	128	25	340	232	90	25	0	3	0	282
		Filed .....	214	140	7	584	128	194	1	1	1	36	647
		Reinstated .....	26	3	28	69	1	5	2	0	1	1	2
		Transferred .....	9	-3	4	-8	0	0	0	0	0	0	0
		Net Added .....	249	140	39	645	129	199	3	1	2	37	649
		Disposed of .....	263	148	11	608	133	192	15	1	1	34	696
		Adjustment .....	0	-21	-16	22	0	0	0	0	0	0	0
		Pending at End .....	421	99	37	399	228	97	13	0	4	3	235
		Inventory (+ or -) .....	-14	-29	12	59	-4	7	-12	0	1	3	-47
		% Pending More Than 12 Months .....	52%	24%	51%	42%	58%	29%	85%	0%	50%	0%	10%
11th ..	Woodford .....	Pending at Start .....	27	7	4	9	10	8	10	4	0	0	38
		Filed .....	11	12	1	32	14	8	0	4	3	0	81
		Reinstated .....	0	0	0	0	0	0	0	0	0	0	0
		Transferred .....	0	0	0	0	0	0	0	0	0	0	0
		Net Added .....	11	12	1	32	14	8	0	4	3	0	81
		Disposed of .....	13	16	0	20	10	9	7	1	1	0	58
		Adjustment .....	3	2	-2	-4	-1	-3	3	0	0	0	-14
		Pending at End .....	28	5	3	17	13	4	6	7	2	0	47
		Inventory (+ or -) .....	1	-2	-1	8	3	-4	-4	3	2	0	9
		% Pending More Than 12 Months .....	29%	0%	33%	6%	0%	25%	50%	14%	0%	0%	11%
11th ..	Circuit Total .....	Pending at Start .....	628	221	37	495	421	220	40	46	3	6	644
		Filed .....	298	210	13	917	213	322	3	28	6	45	1,271
		Reinstated .....	27	3	29	79	2	5	2	0	1	1	2
		Transferred .....	12	-6	8	-12	0	0	0	0	0	0	0
		Net Added .....	337	207	50	984	215	327	5	28	7	46	1,273
		Disposed of .....	349	218	18	941	214	340	24	33	2	41	1,315
		Adjustment .....	8	-22	-17	14	-1	-1	4	-2	0	-2	-3
		Pending at End .....	624	188	52	552	421	206	25	39	8	9	599
		Inventory (+ or -) .....	-4	-33	15	57	0	-14	-15	-7	5	3	-45
		% Pending More Than 12 Months .....	53%	36%	44%	39%	64%	51%	69%	50%	25%	44%	15%

**ILLINOIS COURTS  
COURTS DURING 1990**

Family	Juvenile	Probate	Felony	Misdemeanors	Small Claims	Ordinance Violations	Traffic Violations	Conservation Violations	Total		County	Circuit
16	19	199	49	85	53	—	—	—	595	..... Pending at Start	..... Ford	.. 11th
19	32	90	81	187	176	33	3,222	22	4,012	..... Filed		
0	0	0	0	0	0	0	0	0	0	..... Reinstated		
0	0	0	-28	28	0	—	—	—	0	..... Transferred		
19	32	90	53	215	176	33	3,222	22	4,012	..... Net Added		
18	34	90	61	255	151	28	2,941	16	3,745	..... Disposed of		
0	0	0	-2	2	0	—	—	—	0	..... Adjustment		
17	17	199	39	47	78	—	—	—	570	..... Pending at End		
1	-2	0	-10	-38	25	—	—	—	-25	..... Inventory (+ or -)		
47%	29%	70%	5%	30%	42%	—	—	—	56%	% Pending More ..... Than 12 Months		
89	59	928	114	244	134	—	—	—	2,123	..... Pending at Start	..... Livingston	.. 11th
126	127	218	289	594	627	425	6,380	27	9,418	..... Filed		
0	0	0	12	0	33	0	0	0	58	..... Reinstated		
0	0	0	-27	27	0	—	—	—	0	..... Transferred		
126	127	218	274	621	660	425	6,380	27	9,476	..... Net Added		
119	143	357	281	659	706	408	6,059	12	9,365	..... Disposed of		
0	0	0	0	6	0	—	—	—	6	..... Adjustment		
96	43	789	107	212	88	—	—	—	1,887	..... Pending at End		
7	-16	-139	-7	-32	-46	—	—	—	-236	..... Inventory (+ or -)		
68%	7%	57%	7%	50%	17%	—	—	—	57%	% Pending More ..... Than 12 Months		
81	42	1,081	86	85	202	—	—	—	1,932	..... Pending at Start	..... Logan	.. 11th
181	72	116	113	340	601	112	5,660	35	7,682	..... Filed		
0	0	0	0	0	0	0	0	0	0	..... Reinstated		
0	0	0	0	0	0	—	—	—	0	..... Transferred		
181	72	116	113	340	601	112	5,660	35	7,682	..... Net Added		
186	49	190	145	343	564	96	4,687	34	6,780	..... Disposed of		
8	-2	-4	7	24	-9	—	—	—	33	..... Adjustment		
84	63	1,003	61	106	230	—	—	—	1,877	..... Pending at End		
3	21	-78	-25	21	28	—	—	—	-55	..... Inventory (+ or -)		
42%	29%	89%	10%	5%	56%	—	—	—	64%	% Pending More ..... Than 12 Months		
251	69	1140	541	1,215	985	—	—	—	5,761	..... Pending at Start	..... McLean	.. 11th
308	144	332	818	2,249	2,952	1,061	39,344	89	49,250	..... Filed		
4	0	1	41	95	448	12	753	3	1,495	..... Reinstated		
0	0	0	-42	42	-2	—	—	—	0	..... Transferred		
312	144	333	817	2,386	3,398	1,073	40,097	92	50,745	..... Net Added		
291	144	324	765	2,347	3,800	984	35,181	72	46,010	..... Disposed of		
0	0	0	-10	458	48	—	—	—	481	..... Adjustment		
272	69	1,149	583	1,712	631	—	—	—	5,952	..... Pending at End		
21	0	9	42	497	-354	—	—	—	191	..... Inventory (+ or -)		
55%	23%	74%	13%	12%	4%	—	—	—	35%	% Pending More ..... Than 12 Months		
20	13	197	30	51	35	—	—	—	463	..... Pending at Start	..... Woodford	.. 11th
51	23	86	54	168	139	6	3,986	5	4,684	..... Filed		
0	0	0	0	1	0	0	0	1	2	..... Reinstated		
0	0	0	0	0	0	—	—	—	0	..... Transferred		
51	23	86	54	169	139	6	3,986	6	4,686	..... Net Added		
59	15	124	53	153	125	4	3,946	0	4,614	..... Disposed of		
1	6	28	-3	2	-19	—	—	—	-1	..... Adjustment		
13	27	187	28	69	30	—	—	—	486	..... Pending at End		
-7	14	-10	-2	18	-5	—	—	—	23	..... Inventory (+ or -)		
23%	19%	0%	1%	0%	42%	—	—	—	22%	% Pending More ..... Than 12 Months		
457	202	3,545	820	1,680	1,409	—	—	—	10,874	..... Pending at Start	..... Circuit Total	.. 11th
685	398	842	1,355	3,538	4,495	1,637	58,592	178	75,046	..... Filed		
4	0	1	53	96	481	12	753	4	1,555	..... Reinstated		
0	0	0	-97	97	-2	—	—	—	0	..... Transferred		
689	398	843	1,311	3,731	4,974	1,649	59,345	182	76,601	..... Net Added		
673	385	1,085	1,305	3,757	5,346	1,520	52,814	134	70,514	..... Disposed of		
9	4	24	-8	492	20	—	—	—	519	..... Adjustment		
482	219	3,327	818	2,146	1,057	—	—	—	10,772	..... Pending at End		
25	17	-218	-2	466	-352	—	—	—	-102	..... Inventory (+ or -)		
54%	21%	77%	11%	14%	19%	—	—	—	45%	% Pending More ..... Than 12 Months		



# ADMINISTRATIVE OFFICE OF THE TREND OF ALL CASES IN THE CIRCUIT

Circuit	County		Law Over \$15,000		Law \$15,000 or less		Chancery	Miscellaneous Remedy	Eminent Domain	Tax	Municipal Corporations	Mental Health	Dissolution of Marriage
			Jury	Non-Jury	Jury	Non-Jury							
12th ..	Will .....	Pending at Start .....	781	329	46	644	595	243	31	305	7	2	1,232
		Filed .....	657	574	15	3,266	806	2,801	67	236	14	122	1,724
		Reinstated .....	38	11	8	119	16	6	1	5	0	1	2
		Transferred .....	176	-176	32	-35	0	0	0	0	0	0	0
		Net Added .....	871	409	55	3,350	822	2,807	68	241	14	123	1,726
		Disposed of .....	726	332	60	3,411	770	2,489	44	124	2	113	1,563
		Adjustment .....	-1	0	0	0	0	-3	0	0	0	0	0
		Pending at End .....	925	406	41	583	647	558	55	422	19	12	1,395
		Inventory (+ or -) .....	144	77	-5	-61	52	315	24	117	12	10	163
		% Pending More Than 12 Months .....	30%	27%	29%	10%	28%	11%	11%	78%	42%	0%	29%
12th ..	Circuit Total .....	Pending at Start .....	781	329	46	644	595	243	31	305	7	2	1,232
		Filed .....	657	574	15	3,266	806	2,801	67	236	14	122	1,724
		Reinstated .....	38	11	8	119	16	6	1	5	0	1	2
		Transferred .....	176	-176	32	-35	0	0	0	0	0	0	0
		Net Added .....	871	409	55	3,350	822	2,807	68	241	14	123	1,726
		Disposed of .....	726	332	60	3,411	770	2,489	44	124	2	113	1,563
		Adjustment .....	-1	0	0	0	0	-3	0	0	0	0	0
		Pending at End .....	925	406	41	583	647	558	55	422	19	12	1,395
		Inventory (+ or -) .....	144	77	-5	-61	52	315	24	117	12	10	163
		% Pending More Than 12 Months .....	30%	27%	29%	10%	28%	11%	11%	78%	42%	0%	29%
13th ..	Bureau .....	Pending at Start .....	85	14	0	21	20	17	8	8	0	0	67
		Filed .....	53	22	2	121	30	52	3	16	1	0	174
		Reinstated .....	4	1	1	1	4	1	0	0	0	0	11
		Transferred .....	1	-1	2	-2	0	0	0	0	0	0	0
		Net Added .....	58	22	5	120	34	53	3	16	1	0	185
		Disposed of .....	48	19	3	119	27	51	5	16	1	0	176
		Adjustment .....	0	0	-1	1	0	0	0	0	0	0	0
		Pending at End .....	95	17	1	23	27	19	6	8	0	0	76
		Inventory (+ or -) .....	10	3	1	2	7	2	-2	0	0	0	9
		% Pending More Than 12 Months .....	51%	47%	0%	4%	26%	32%	67%	63%	0%	0%	16%
13th ..	Grundy .....	Pending at Start .....	104	41	6	29	28	12	1	4	0	0	77
		Filed .....	50	39	2	118	41	35	0	4	1	0	211
		Reinstated .....	0	0	0	0	0	0	0	0	0	0	0
		Transferred .....	0	0	0	0	0	0	0	0	0	0	0
		Net Added .....	50	39	2	118	41	35	0	4	1	0	211
		Disposed of .....	47	32	5	103	21	28	0	2	1	0	206
		Adjustment .....	-1	-4	1	5	-1	1	-1	0	0	0	-5
		Pending at End .....	106	44	4	49	47	20	0	6	0	0	77
		Inventory (+ or -) .....	2	3	-2	20	19	8	-1	2	0	0	0
		% Pending More Than 12 Months .....	58%	36%	50%	14%	45%	35%	0%	67%	0%	0%	26%
13th ..	LaSalle .....	Pending at Start .....	507	75	17	160	117	47	14	20	0	0	228
		Filed .....	326	71	12	514	128	179	7	42	0	8	669
		Reinstated .....	6	2	0	12	1	0	0	1	0	0	5
		Transferred .....	1	-1	3	-3	0	0	0	0	0	0	0
		Net Added .....	333	72	15	523	129	179	7	43	0	8	674
		Disposed of .....	247	72	16	537	99	199	11	39	0	8	678
		Adjustment .....	-32	-4	3	6	-15	28	-2	-2	0	0	-4
		Pending at End .....	561	71	19	152	132	55	8	22	0	0	220
		Inventory (+ or -) .....	54	-4	2	-8	15	8	-6	2	0	0	-8
		% Pending More Than 12 Months .....	47%	41%	32%	15%	30%	35%	63%	23%	0%	0%	13%
13th ..	Circuit Total .....	Pending at Start .....	696	130	23	210	165	76	23	32	0	0	372
		Filed .....	429	132	16	753	199	266	10	62	2	8	1,054
		Reinstated .....	10	3	1	13	5	1	0	1	0	0	16
		Transferred .....	2	-2	5	-5	0	0	0	0	0	0	0
		Net Added .....	441	133	22	761	204	267	10	63	2	8	1,070
		Disposed of .....	342	123	24	759	147	278	16	57	2	8	1,060
		Adjustment .....	-33	-8	3	12	-16	29	-3	-2	0	0	-9
		Pending at End .....	762	132	24	224	206	94	14	36	0	0	373
		Inventory (+ or -) .....	66	2	1	14	41	18	-9	4	0	0	1
		% Pending More Than 12 Months .....	49%	40%	33%	32%	24%	35%	64%	39%	0%	0%	16%

**ILLINOIS COURTS  
COURTS DURING 1990**

Family	Juvenile	Probate	Felony	Misdemeanors	Small Claims	Ordinance Violations	Traffic Violations	Conservation Violations	Total		County	Circuit
319	214	2,973	1,115	1,324	1,763	—	—	—	11,923	..... Pending at Start	..... Will	.. 12th
929	530	703	1,495	3,294	6,195	6,771	96,546	279	127,024	..... Filed		
3	32	2	255	333	252	40	1,823	0	2,947	..... Reinstated		
0	0	0	-2	2	3	—	—	—	0	..... Transferred		
932	562	705	1,748	3,629	6,450	6,811	98,369	279	129,971	..... Net Added		
730	346	364	1,773	3,055	6,804	6,900	91,586	252	121,444	..... Disposed of		
-30	-40	0	31	0	4	—	—	—	-39	..... Adjustment		
491	390	3,314	1,121	1,898	1,413	—	—	—	13,690	..... Pending at End		
172	176	341	6	574	-350	—	—	—	1,767	..... Inventory (+ or -)		
20%	25%	81%	37%	38%	12%	—	—	—	41%	..... % Pending More Than 12 Months		
319	214	2,973	1,115	1,324	1,763	—	—	—	11,923	..... Pending at Start	..... Circuit Total	.. 12th
929	530	703	1,495	3,294	6,195	6,771	96,546	279	127,024	..... Filed		
3	32	2	255	333	252	40	1,823	0	2,947	..... Reinstated		
0	0	0	-2	2	3	—	—	—	0	..... Transferred		
932	562	705	1,748	3,629	6,450	6,811	98,369	279	129,971	..... Net Added		
730	346	364	1,773	3,055	6,804	6,900	91,586	252	121,444	..... Disposed of		
-30	-40	0	31	0	4	—	—	—	-39	..... Adjustment		
491	390	3,314	1,121	1,898	1,413	—	—	—	13,690	..... Pending at End		
172	176	341	6	574	-350	—	—	—	1,767	..... Inventory (+ or -)		
20%	25%	81%	37%	38%	12%	—	—	—	41%	..... % Pending More Than 12 Months		
21	50	677	16	172	109	—	—	—	1,285	..... Pending at Start	..... Bureau	.. 13th
89	92	161	81	930	820	177	8,575	51	11,450	..... Filed		
4	1	3	1	15	7	1	3	0	58	..... Reinstated		
0	0	0	-1	1	0	—	—	—	0	..... Transferred		
93	93	164	81	946	827	178	8,578	51	11,508	..... Net Added		
91	106	247	70	966	798	165	8,545	59	11,512	..... Disposed of		
0	0	0	0	0	0	—	—	—	0	..... Adjustment		
23	37	594	27	152	138	—	—	—	1,243	..... Pending at End		
2	-13	-83	11	-20	29	—	—	—	-42	..... Inventory (+ or -)		
22%	8%	76%	0%	2%	0%	—	—	—	44%	..... % Pending More Than 12 Months		
30	56	217	72	253	72	—	—	—	1,002	..... Pending at Start	..... Grundy	.. 13th
126	77	424	117	755	352	50	7,111	204	9,717	..... Filed		
0	0	5	0	0	0	0	0	0	5	..... Reinstated		
0	0	0	0	0	0	—	—	—	0	..... Transferred		
126	77	429	117	755	352	50	7,111	204	9,722	..... Net Added		
106	64	84	112	728	322	49	6,875	197	8,982	..... Disposed of		
-3	-1	-247	-1	3	-15	—	—	—	-269	..... Adjustment		
47	68	315	76	283	87	—	—	—	1,229	..... Pending at End		
17	12	98	4	30	15	—	—	—	227	..... Inventory (+ or -)		
43%	60%	66%	24%	30%	8%	—	—	—	41%	..... % Pending More Than 12 Months		
127	139	1,707	109	210	333	—	—	—	3,810	..... Pending at Start	..... LaSalle	.. 13th
348	224	402	329	1,581	2,507	1,598	18,822	544	28,311	..... Filed		
1	0	6	28	95	55	0	0	0	212	..... Reinstated		
0	0	0	-40	40	0	—	—	—	0	..... Transferred		
349	224	408	317	1,716	2,562	1,598	18,822	544	28,523	..... Net Added		
337	259	387	324	1,759	2,513	2,084	18,839	582	28,990	..... Disposed of		
-27	15	13	-2	-21	81	—	—	—	37	..... Adjustment		
112	119	1,741	100	146	463	—	—	—	3,921	..... Pending at End		
-15	-20	34	-9	-64	130	—	—	—	111	..... Inventory (+ or -)		
5%	8%	80%	4%	2%	2%	—	—	—	47%	..... % Pending More Than 12 Months		
178	245	2,601	197	635	514	—	—	—	6,097	..... Pending at Start	..... Circuit Total	.. 13th
563	393	987	527	3,266	3,679	1,825	34,508	799	49,478	..... Filed		
5	1	14	29	110	62	1	3	0	275	..... Reinstated		
0	0	0	-41	41	0	—	—	—	0	..... Transferred		
568	394	1,001	515	3,417	3,741	1,826	34,511	799	49,753	..... Net Added		
534	429	718	506	3,453	3,633	2,298	34,259	838	49,484	..... Disposed of		
-30	14	-234	-3	-18	66	—	—	—	-232	..... Adjustment		
182	224	2,650	203	581	688	—	—	—	6,393	..... Pending at End		
4	-21	49	6	-54	174	—	—	—	296	..... Inventory (+ or -)		
17%	19%	77%	11%	16%	2%	—	—	—	45%	..... % Pending More Than 12 Months		



# ADMINISTRATIVE OFFICE OF THE TREND OF ALL CASES IN THE CIRCUIT

Circuit	County		Law Over \$15,000		Law \$15,000 or less		Chancery	Miscellaneous Remedy	Eminent Domain	Tax	Municipal Corporations	Mental Health	Dissolution of Marriage
			July	Non-Jury	July	Non-Jury							
14th ..	Henry .....	Pending at Start .....	87	30	2	71	57	40	2	4	0	0	101
		Filed .....	21	35	7	245	47	90	2	36	0	5	243
		Reinstated .....	0	0	0	0	1	0	0	0	0	0	0
		Transferred .....	3	-3	4	-4	0	0	0	0	0	0	0
		Net Added .....	24	32	11	241	48	90	2	36	0	5	243
		Disposed of .....	38	19	1	173	68	83	2	31	0	5	249
		Adjustment .....	0	0	6	0	0	0	0	18	0	0	0
		Pending at End .....	73	43	18	139	37	47	2	27	0	0	95
		Inventory (+ or -) .....	-14	13	16	68	-20	7	0	23	0	0	-6
		% Pending More Than 12 Months .....	73%	44%	6%	13%	27%	23%	100%	35%	0%	0%	16%
14th ..	Mercer .....	Pending at Start .....	33	22	3	18	38	4	3	1	0	0	42
		Filed .....	5	13	0	29	16	10	1	9	0	3	89
		Reinstated .....	0	0	0	0	0	0	0	0	0	0	0
		Transferred .....	0	0	0	0	0	0	0	0	0	0	0
		Net Added .....	5	13	0	29	16	10	1	9	0	3	89
		Disposed of .....	9	19	3	29	35	11	3	0	0	3	83
		Adjustment .....	-2	0	1	0	0	0	0	0	0	0	0
		Pending at End .....	27	16	1	18	19	3	1	10	0	0	48
		Inventory (+ or -) .....	-6	-6	-2	0	-19	-1	-2	9	0	0	6
		% Pending More Than 12 Months .....	74%	44%	100%	36%	63%	33%	0%	0%	0%	0%	27%
14th ..	Rock Island .....	Pending at Start .....	472	188	22	486	280	159	52	131	0	0	686
		Filed .....	225	136	5	1,011	202	224	16	67	0	6	1,048
		Reinstated .....	7	5	0	7	2	0	0	2	0	0	3
		Transferred .....	14	-14	9	-9	0	0	0	0	0	0	0
		Net Added .....	246	127	14	1,009	204	224	16	69	0	6	1,051
		Disposed of .....	243	104	15	973	266	155	15	25	0	3	1,193
		Adjustment .....	0	0	0	0	0	0	0	0	0	0	0
		Pending at End .....	475	211	21	522	218	228	53	175	0	3	544
		Inventory (+ or -) .....	3	23	-1	36	-62	69	1	44	0	3	-142
		% Pending More Than 12 Months .....	60%	62%	67%	40%	33%	50%	77%	71%	0%	0%	20%
14th ..	Whiteside .....	Pending at Start .....	162	102	6	106	40	43	1	41	0	0	245
		Filed .....	46	91	1	304	64	95	0	15	0	8	361
		Reinstated .....	0	0	0	0	0	0	0	0	0	0	0
		Transferred .....	0	0	0	0	0	0	0	0	0	0	0
		Net Added .....	46	91	1	304	64	95	0	15	0	8	361
		Disposed of .....	63	59	2	283	49	96	0	19	0	8	350
		Adjustment .....	0	-100	0	0	0	0	0	0	0	0	0
		Pending at End .....	145	34	5	127	55	42	1	37	0	0	256
		Inventory (+ or -) .....	-17	-68	-1	21	15	-1	0	-4	0	0	11
		% Pending More Than 12 Months .....	65%	78%	50%	23%	19%	16%	100%	77%	0%	0%	30%
14th ..	Circuit Total .....	Pending at Start .....	754	342	33	681	415	246	58	177	0	0	1,074
		Filed .....	297	275	13	1,589	329	419	19	127	0	22	1,741
		Reinstated .....	7	5	0	7	3	0	0	2	0	0	3
		Transferred .....	17	-17	13	-13	0	0	0	0	0	0	0
		Net Added .....	321	263	26	1,583	332	419	19	129	0	22	1,744
		Disposed of .....	353	201	21	1,458	418	345	20	75	0	19	1,875
		Adjustment .....	-2	-100	7	0	0	0	0	18	0	0	0
		Pending at End .....	720	304	45	806	329	320	57	249	0	3	943
		Inventory (+ or -) .....	-34	-38	12	125	-86	74	-1	72	0	3	-131
		% Pending More Than 12 Months .....	63%	62%	67%	40%	33%	50%	77%	71%	0%	0%	20%
15th ..	Carroll .....	Pending at Start .....	24	26	1	26	31	14	1	9	0	1	32
		Filed .....	1	14	0	28	14	28	1	19	0	2	81
		Reinstated .....	0	0	0	0	0	0	0	0	0	0	0
		Transferred .....	0	0	0	0	0	0	0	0	0	0	0
		Net Added .....	1	14	0	28	14	28	1	19	0	2	81
		Disposed of .....	9	13	0	18	15	15	1	11	0	0	62
		Adjustment .....	0	0	-1	0	0	0	0	0	0	0	0
		Pending at End .....	16	27	0	36	30	27	1	17	0	3	51
		Inventory (+ or -) .....	-8	1	-1	10	-1	13	0	8	0	2	19
		% Pending More Than 12 Months .....	89%	61%	100%	56%	71%	41%	100%	58%	0%	33%	24%

**ILLINOIS COURTS  
COURTS DURING 1990**

Family	Juvenile	Probate	Felony	Misdemeanors	Small Claims	Ordinance Violations	Traffic Violations	Conservation Violations	Total		County	Circuit
61	16	931	149	261	218	—	—	—	2,030	..... Pending at Start	..... Henry	.. 14th
173	71	255	325	957	935	192	10,677	57	14,373	..... Filed		
0	0	0	0	0	0	0	0	0	1	..... Reinstated		
0	0	0	-60	60	0	—	—	—	0	..... Transferred		
173	71	255	265	1,017	935	192	10,677	57	14,374	..... Net Added		
147	78	470	237	946	878	163	9,790	37	13,415	..... Disposed of		
0	0	0	10	-1	0	—	—	—	33	..... Adjustment		
87	9	716	187	331	275	—	—	—	2,086	..... Pending at End		
26	-7	-215	38	70	57	—	—	—	56	..... Inventory (+ or -)		
39%	33%	74%	22%	43%	22%	—	—	—	46%	% Pending More Than 12 Months		
38	20	289	41	90	97	—	—	—	739	..... Pending at Start	..... Mercer	.. 14th
105	14	88	61	214	235	61	1,857	59	2,869	..... Filed		
0	0	0	0	0	0	0	0	0	0	..... Reinstated		
0	0	0	-25	25	0	—	—	—	0	..... Transferred		
105	14	88	36	239	235	61	1,857	59	2,869	..... Net Added		
113	16	85	46	251	246	49	1,812	53	2,866	..... Disposed of		
0	0	0	5	0	48	—	—	—	52	..... Adjustment		
30	18	292	36	78	134	—	—	—	731	..... Pending at End		
-8	-2	3	-5	-12	37	—	—	—	-8	..... Inventory (+ or -)		
13%	63%	74%	42%	58%	57%	—	—	—	60%	% Pending More Than 12 Months		
530	76	2,516	672	2,031	871	—	—	—	9,172	..... Pending at Start	..... Rock Island	.. 14th
794	176	543	949	3,175	3,909	2,539	33,760	237	49,022	..... Filed		
0	0	0	7	238	20	62	880	3	1,236	..... Reinstated		
0	0	0	-144	144	0	—	—	—	0	..... Transferred		
794	176	543	812	3,557	3,929	2,601	34,640	240	50,258	..... Net Added		
750	201	396	827	3,054	3,843	2,428	32,468	220	47,179	..... Disposed of		
0	0	0	0	0	0	—	—	—	0	..... Adjustment		
574	51	2,663	657	2,534	957	—	—	—	9,886	..... Pending at End		
44	-25	147	-15	503	86	—	—	—	714	..... Inventory (+ or -)		
57%	24%	82%	41%	25%	4%	—	—	—	46%	% Pending More Than 12 Months		
113	17	777	57	542	378	—	—	—	2,630	..... Pending at Start	..... Whiteside	.. 14th
186	120	300	345	1,223	1,636	220	8,441	85	13,541	..... Filed		
0	0	0	0	0	0	0	0	0	0	..... Reinstated		
0	0	0	-48	48	0	—	—	—	0	..... Transferred		
186	120	300	297	1,271	1,636	220	8,441	85	13,541	..... Net Added		
177	124	232	372	1,265	1,561	200	7,526	80	12,466	..... Disposed of		
0	0	0	90	0	0	—	—	—	-10	..... Adjustment		
122	13	845	72	548	453	—	—	—	2,755	..... Pending at End		
9	-4	68	15	6	75	—	—	—	125	..... Inventory (+ or -)		
36%	11%	65%	24%	34%	7%	—	—	—	41%	% Pending More Than 12 Months		
742	129	4513	919	2,924	1,564	—	—	—	14,571	..... Pending at Start	..... Circuit Total	.. 14th
1,258	381	1,186	1,680	5,569	6,715	3,012	54,735	438	79,805	..... Filed		
0	0	0	7	238	20	62	880	3	1,237	..... Reinstated		
0	0	0	-277	277	0	—	—	—	0	..... Transferred		
1,258	381	1,186	1,410	6,084	6,735	3,074	55,615	441	81,042	..... Net Added		
1,187	419	1,183	1,482	5,516	6,528	2,840	51,596	390	75,926	..... Disposed of		
0	0	0	105	-1	48	—	—	—	75	..... Adjustment		
813	91	4,516	952	3,491	1,819	—	—	—	15,458	..... Pending at End		
71	-38	3	33	567	255	—	—	—	887	..... Inventory (+ or -)		
57%	24%	82%	41%	25%	4%	—	—	—	46%	% Pending More Than 12 Months		
58	16	341	36	117	36	—	—	—	769	..... Pending at Start	..... Carroll	.. 15th
53	65	74	95	311	144	21	2,411	184	3,546	..... Filed		
0	0	0	0	0	0	0	0	0	0	..... Reinstated		
0	0	0	0	0	0	—	—	—	0	..... Transferred		
53	65	74	95	311	144	21	2,411	184	3,546	..... Net Added		
33	52	58	104	294	106	32	2,296	149	3,268	..... Disposed of		
0	0	0	0	0	0	—	—	—	-1	..... Adjustment		
78	29	357	27	134	74	—	—	—	907	..... Pending at End		
20	13	16	-9	17	38	—	—	—	138	..... Inventory (+ or -)		
65%	13%	83%	16%	56%	68%	—	—	—	60%	% Pending More Than 12 Months		



# ADMINISTRATIVE OFFICE OF THE TREND OF ALL CASES IN THE CIRCUIT

Circuit	County		Law Over \$15,000		Law \$15,000 or less		Chancery	Miscellaneous Remedy	Eminent Domain	Tax	Municipal Corporations	Mental Health	Dissolution of Marriage
			Jury	Non- Jury	Jury	Non- Jury							
15th ..	JoDavieess .....	Pending at Start .....	28	56	1	50	65	63	3	16	0	0	46
		Filed .....	17	15	0	58	53	46	1	23	0	0	105
		Reinstated .....	0	0	0	0	0	0	0	0	0	0	2
		Transferred .....	1	-1	0	0	0	0	0	0	0	0	0
		Net Added .....	18	14	0	58	53	46	1	23	0	0	107
		Disposed of .....	21	32	0	66	79	57	1	19	0	0	102
		Adjustment .....	0	0	0	0	0	0	0	0	0	0	0
		Pending at End .....	25	38	1	42	39	52	3	20	0	0	51
		Inventory (+ or -) .....	-3	-18	0	-8	-26	-11	0	4	0	0	5
		% Pending More Than 12 Months .....	36%	66%	100%	33%	44%	56%	67%	35%	0%	0%	25%
15th ..	Lee .....	Pending at Start .....	82	56	4	112	40	43	7	2	1	3	68
		Filed .....	24	51	0	131	34	69	3	2	2	10	244
		Reinstated .....	0	3	0	12	1	0	1	0	0	0	2
		Transferred .....	0	0	0	0	0	0	0	0	0	0	0
		Net Added .....	24	54	0	143	35	69	4	2	2	10	246
		Disposed of .....	51	45	2	154	32	54	4	1	2	7	232
		Adjustment .....	9	-7	0	-10	-1	-6	-1	-1	0	1	1
		Pending at End .....	64	58	2	91	42	52	6	2	1	7	83
		Inventory (+ or -) .....	-18	2	-2	-21	2	9	-1	0	0	4	15
		% Pending More Than 12 Months .....	60%	51%	100%	36%	46%	41%	67%	0%	0%	25%	8%
15th ..	Ogle .....	Pending at Start .....	60	27	4	84	37	25	6	20	0	0	97
		Filed .....	26	36	0	176	29	35	0	60	1	0	225
		Reinstated .....	2	1	0	0	0	1	0	1	0	0	3
		Transferred .....	5	-5	0	0	0	0	0	0	0	0	0
		Net Added .....	33	32	0	176	29	36	0	61	1	0	228
		Disposed of .....	39	24	3	147	30	31	4	37	1	0	207
		Adjustment .....	1	0	0	-2	5	2	0	0	0	0	-3
		Pending at End .....	55	35	1	111	41	32	2	44	0	0	115
		Inventory (+ or -) .....	-5	8	-3	27	4	7	-4	24	0	0	18
		% Pending More Than 12 Months .....	55%	40%	100%	41%	49%	63%	100%	14%	0%	0%	12%
15th ..	Stephenson .....	Pending at Start .....	64	44	3	68	35	33	11	22	0	2	139
		Filed .....	12	58	0	200	55	70	1	26	0	4	236
		Reinstated .....	0	0	0	0	0	0	0	0	0	0	0
		Transferred .....	0	0	0	0	0	0	0	0	0	0	0
		Net Added .....	12	58	0	200	55	70	1	26	0	4	236
		Disposed of .....	21	47	4	171	59	43	7	19	0	6	253
		Adjustment .....	0	-6	2	-15	-5	-13	-1	-5	0	0	-17
		Pending at End .....	55	49	1	82	26	47	4	24	0	0	105
		Inventory (+ or -) .....	-9	5	-2	14	-9	14	-7	2	0	-2	-34
		% Pending More Than 12 Months .....	67%	35%	100%	23%	27%	26%	100%	25%	0%	0%	23%
15th ..	Circuit Total .....	Pending at Start .....	258	209	13	340	208	178	28	69	1	6	382
		Filed .....	80	174	0	593	185	248	6	130	3	16	891
		Reinstated .....	2	4	0	12	1	1	1	1	0	0	7
		Transferred .....	6	-6	0	0	0	0	0	0	0	0	0
		Net Added .....	88	172	0	605	186	249	7	131	3	16	898
		Disposed of .....	141	161	9	556	215	200	17	87	3	13	856
		Adjustment .....	10	-13	1	-27	-1	-17	-2	-6	0	1	-19
		Pending at End .....	215	207	5	362	178	210	16	107	1	10	405
		Inventory (+ or -) .....	-43	-2	-8	22	-30	32	-12	38	0	4	23
		% Pending More Than 12 Months .....	60%	51%	100%	36%	48%	45%	93%	56%	0%	27%	16%
16th ..	DeKalb .....	Pending at Start .....	203	80	24	152	52	74	12	9	0	1	260
		Filed .....	95	57	16	322	60	79	3	9	0	9	435
		Reinstated .....	2	0	0	1	2	0	0	0	0	0	3
		Transferred .....	-2	2	0	0	0	0	0	0	0	0	0
		Net Added .....	95	59	16	323	62	79	3	9	0	9	438
		Disposed of .....	76	67	9	311	50	105	9	8	0	10	432
		Adjustment .....	0	0	0	0	0	0	0	0	0	0	0
		Pending at End .....	222	72	31	164	64	48	6	10	0	0	266
		Inventory (+ or -) .....	19	-8	7	12	12	-26	-6	1	0	-1	6
		% Pending More Than 12 Months .....	62%	56%	68%	35%	41%	63%	67%	50%	0%	0%	27%

**ILLINOIS COURTS  
COURTS DURING 1990**

Family	Juvenile	Probate	Felony	Misdemeanors	Small Claims	Ordinance Violations	Traffic Violations	Conservation Violations	Total		County	Circuit
29	51	338	117	94	94	—	—	—	1,051	Pending at Start	JoDaviess	15th
43	38	77	144	530	332	600	4,480	224	6,786	Filed		
1	1	2	0	0	2	0	0	0	8	Reinstated		
0	0	0	-54	54	0	—	—	—	0	Transferred		
44	39	79	90	584	334	600	4,480	224	6,794	Net Added		
44	26	59	125	589	333	511	4,327	224	6,615	Disposed of		
0	0	-5	-8	8	1	—	—	—	-4	Adjustment		
29	64	353	74	97	96	—	—	—	984	Pending at End		
0	13	15	-43	3	2	—	—	—	-67	Inventory (+ or -)		
										% Pending More Than 12 Months		
52%	56%	80%	35%	1%	28%	—	—	—	51%			
81	23	744	52	468	380	—	—	—	2,166	Pending at Start	Lee	15th
119	151	145	298	1,100	837	218	7,815	58	11,311	Filed		
1	0	1	11	5	239	0	0	0	276	Reinstated		
0	0	0	-53	53	0	—	—	—	0	Transferred		
120	151	146	256	1,158	1,076	218	7,815	58	11,587	Net Added		
138	136	126	203	1,094	998	147	6,964	35	10,425	Disposed of		
-7	2	24	-4	-79	-46	—	—	—	-125	Adjustment		
56	40	788	101	453	412	—	—	—	2,258	Pending at End		
-25	17	44	49	-15	32	—	—	—	92	Inventory (+ or -)		
										% Pending More Than 12 Months		
26%	18%	83%	5%	43%	35%	—	—	—	53%			
44	44	332	67	214	74	—	—	—	1,135	Pending at Start	Ogle	15th
181	60	133	121	386	558	459	5,662	150	8,298	Filed		
0	0	6	7	2	7	0	0	0	30	Reinstated		
0	0	0	-1	1	0	—	—	—	0	Transferred		
181	60	139	127	389	565	459	5,662	150	8,328	Net Added		
157	68	117	118	437	535	406	5,271	149	7,781	Disposed of		
3	5	1	-1	-3	-19	—	—	—	-11	Adjustment		
71	41	355	75	163	85	—	—	—	1,226	Pending at End		
27	-3	23	8	-51	11	—	—	—	91	Inventory (+ or -)		
										% Pending More Than 12 Months		
28%	32%	66%	11%	28%	4%	—	—	—	39%			
188	74	750	179	337	293	—	—	—	2,242	Pending at Start	Stephenson	15th
210	141	169	378	1,594	1,382	725	8,550	53	13,864	Filed		
0	0	0	0	0	0	0	0	0	0	Reinstated		
0	0	0	0	0	0	—	—	—	0	Transferred		
210	141	169	378	1,594	1,382	725	8,550	53	13,864	Net Added		
270	126	232	370	1,439	1,360	931	9,401	46	14,805	Disposed of		
-5	-5	143	-1	0	-151	—	—	—	-79	Adjustment		
123	84	830	186	492	164	—	—	—	2,272	Pending at End		
-65	10	80	7	155	-129	—	—	—	30	Inventory (+ or -)		
										% Pending More Than 12 Months		
23%	21%	72%	20%	16%	3%	—	—	—	39%			
400	208	2,505	451	1,230	877	—	—	—	7,363	Pending at Start	Circuit Total	15th
606	455	598	1,036	3,921	3,253	2,023	28,918	669	43,805	Filed		
2	1	9	18	7	248	0	0	0	314	Reinstated		
0	0	0	-108	108	0	—	—	—	0	Transferred		
608	456	607	946	4,036	3,501	2,023	28,918	669	44,119	Net Added		
642	408	592	920	3,853	3,332	2,027	28,259	603	42,894	Disposed of		
-9	2	163	-14	-74	-215	—	—	—	-220	Adjustment		
357	258	2,683	463	1,339	831	—	—	—	7,647	Pending at End		
-43	50	178	12	109	-46	—	—	—	284	Inventory (+ or -)		
										% Pending More Than 12 Months		
36%	30%	77%	18%	67%	24%	—	—	—	47%			
106	43	601	300	1,018	345	—	—	—	3,280	Pending at Start	DeKalb	16th
183	158	155	264	1,166	1,037	1,007	16,743	93	21,891	Filed		
0	0	0	0	0	1	0	0	0	9	Reinstated		
0	0	0	0	0	0	—	—	—	0	Transferred		
183	158	155	264	1,166	1,038	1,007	16,743	93	21,900	Net Added		
150	158	114	266	1,076	1,043	791	14,596	72	19,343	Disposed of		
0	0	0	-101	-460	0	—	—	—	-561	Adjustment		
139	43	642	197	648	340	—	—	—	2,892	Pending at End		
33	0	41	-103	-370	-5	—	—	—	-388	Inventory (+ or -)		
										% Pending More Than 12 Months		
64%	21%	79%	33%	42%	29%	—	—	—	50%			



# ADMINISTRATIVE OFFICE OF THE TREND OF ALL CASES IN THE CIRCUIT

Circuit	County		Law Over \$15,000		Law \$15,000 or less		Chancery	Miscellaneous Remedy	Eminent Domain	Tax	Municipal Corporations	Mental Health	Dissolution of Marriage
			July	Non-July	July	Non-July							
16th ..	Kane .....	Pending at Start .....	870	479	43	934	242	159	20	148	5	132	971
		Filed .....	684	560	34	4,302	470	388	15	124	18	600	2,069
		Reinstated .....	90	6	69	10	14	2	1	1	0	1	22
		Transferred .....	121	-121	59	-59	0	0	0	0	0	0	0
		Net Added .....	895	445	162	4,253	484	390	16	125	18	601	2,091
		Disposed of .....	626	502	46	4,224	470	398	20	187	22	699	1,457
		Adjustment .....	-208	64	-126	289	3	-23	2	0	2	25	-417
		Pending at End .....	931	486	33	1,252	259	128	18	86	3	59	1,188
		Inventory (+ or -) .....	61	7	-10	318	17	-31	-2	-62	-2	-73	217
		% Pending More Than 12 Months .....	42%	31%	45%	16%	19%	21%	61%	12%	67%	68%	20%
16th ..	Kendall .....	Pending at Start .....	42	21	3	41	14	4	1	2	0	0	73
		Filed .....	41	30	1	197	37	29	8	7	0	3	204
		Reinstated .....	0	0	0	2	0	0	0	0	0	0	2
		Transferred .....	5	-5	1	-1	0	0	0	0	0	0	0
		Net Added .....	46	25	2	198	37	29	8	7	0	3	206
		Disposed of .....	55	30	3	208	33	23	5	6	0	3	197
		Adjustment .....	0	0	0	0	0	0	0	0	0	0	0
		Pending at End .....	33	16	2	31	18	10	4	3	0	0	82
		Inventory (+ or -) .....	-9	-5	-1	-10	4	6	3	1	0	0	9
		% Pending More Than 12 Months .....	15%	25%	0%	0%	6%	20%	0%	33%	0%	0%	4%
16th ..	Circuit Total .....	Pending at Start .....	1,115	580	70	1,127	308	237	33	159	5	133	1,304
		Filed .....	820	647	51	4,821	567	496	26	140	18	612	2,708
		Reinstated .....	92	6	69	13	16	2	1	1	0	1	27
		Transferred .....	124	-124	60	-60	0	0	0	0	0	0	0
		Net Added .....	1,036	529	180	4,774	583	498	27	141	18	613	2,735
		Disposed of .....	757	599	58	4,743	553	526	34	201	22	712	2,086
		Adjustment .....	-208	64	-126	289	3	-23	2	0	2	25	-417
		Pending at End .....	1,186	574	66	1,447	341	186	28	99	3	59	1,536
		Inventory (+ or -) .....	71	-6	-4	320	33	-51	-5	-60	-2	-74	232
		% Pending More Than 12 Months .....	45%	34%	55%	17%	21%	32%	54%	16%	67%	68%	21%
17th ..	Boone .....	Pending at Start .....	61	46	1	64	38	17	1	1	0	0	171
		Filed .....	21	38	0	133	24	21	0	2	1	1	190
		Reinstated .....	0	0	1	0	0	0	0	0	0	0	0
		Transferred .....	0	0	1	-1	0	0	0	0	0	0	0
		Net Added .....	21	38	2	132	24	21	0	2	1	1	190
		Disposed of .....	28	46	1	120	29	23	1	1	1	1	193
		Adjustment .....	0	0	0	0	0	0	0	0	0	0	0
		Pending at End .....	54	38	2	76	33	15	0	2	0	0	168
		Inventory (+ or -) .....	-7	-8	1	12	-5	-2	-1	1	0	0	-3
		% Pending More Than 12 Months .....	61%	50%	50%	43%	61%	60%	0%	50%	0%	0%	38%
17th ..	Winnebago .....	Pending at Start .....	943	430	43	1,506	338	192	4	61	4	4	1,443
		Filed .....	361	303	34	2,907	382	174	21	62	3	383	1,775
		Reinstated .....	3	1	1	24	8	1	0	2	0	0	3
		Transferred .....	40	-39	21	-22	0	0	0	0	0	0	0
		Net Added .....	404	265	56	2,909	390	175	21	64	3	383	1,778
		Disposed of .....	352	178	52	3,004	405	199	7	83	5	386	1,734
		Adjustment .....	0	0	0	0	0	0	0	0	0	0	0
		Pending at End .....	995	517	47	1,411	323	168	18	42	2	1	1,487
		Inventory (+ or -) .....	52	87	4	-95	-15	-24	14	-19	-2	3	44
		% Pending More Than 12 Months .....	66%	62%	28%	39%	41%	46%	17%	38%	50%	0%	37%
17th ..	Circuit Total .....	Pending at Start .....	1,004	476	44	1,570	376	209	5	62	4	4	1,614
		Filed .....	382	341	34	3,040	406	195	21	64	4	384	1,965
		Reinstated .....	3	1	2	24	8	1	0	2	0	0	3
		Transferred .....	40	-39	22	-23	0	0	0	0	0	0	0
		Net Added .....	425	303	58	3,041	414	196	21	66	4	384	1,968
		Disposed of .....	380	224	53	3,124	434	222	8	84	6	387	1,927
		Adjustment .....	0	0	0	0	0	0	0	0	0	0	0
		Pending at End .....	1,049	555	49	1,487	356	183	18	44	2	1	1,655
		Inventory (+ or -) .....	45	79	5	-83	-20	-26	13	-18	-2	-3	41
		% Pending More Than 12 Months .....	67%	61%	29%	39%	43%	48%	17%	39%	50%	0%	37%

**ILLINOIS COURTS  
COURTS DURING 1990**

Family	Juvenile	Probate	Felony	Misdemeanors	Small Claims	Ordinance Violations	Traffic Violations	Conservation Violations	Total		County	Circuit
1,567	604	1,473	2,033	1,993	1,823	—	—	—	13,496	..... Pending at Start	..... Kane	.. 16th
1,397	625	750	1,959	6,818	6,464	7,334	77,532	134	112,277	..... Filed		
0	0	11	24	60	109	14	448	1	883	..... Reinstated		
0	0	0	0	0	0	—	—	—	0	..... Transferred		
1,397	625	761	1,983	6,878	6,573	7,348	77,980	135	113,160	..... Net Added		
1,440	451	549	1,260	6,610	6,374	6,488	72,820	116	104,759	..... Disposed of		
-259	-119	-44	-1,527	-14	80	—	—	—	-2,272	..... Adjustment		
1,265	659	1,641	1,229	2,247	2,102	—	—	—	13,586	..... Pending at End		
-302	55	168	-804	254	279	—	—	—	90	..... Inventory (+ or -)		
									% Pending More	..... Than 12 Months		
38%	45%	59%	30%	27%	13%	—	—	—	31%			
31	25	101	27	89	90	—	—	—	564	..... Pending at Start	..... Kendall	.. 16th
69	42	81	138	467	404	122	7,582	95	9,557	..... Filed		
0	0	0	5	7	1	0	0	0	17	..... Reinstated		
0	0	0	0	0	0	—	—	—	0	..... Transferred		
69	42	81	143	474	405	122	7,582	95	9,574	..... Net Added		
76	56	102	125	460	378	43	7,737	105	9,645	..... Disposed of		
0	0	0	0	0	0	—	—	—	0	..... Adjustment		
24	11	80	45	103	117	—	—	—	579	..... Pending at End		
-7	-14	-21	18	14	27	—	—	—	15	..... Inventory (+ or -)		
									% Pending More	..... Than 12 Months		
4%	27%	35%	9%	8%	0%	—	—	—	10%			
1,704	672	2,175	2,360	3,100	2,258	—	—	—	17,340	..... Pending at Start	..... Circuit Total	.. 16th
1,649	825	986	2,361	8,451	7,905	8,463	101,857	322	143,725	..... Filed		
0	0	11	29	67	111	14	448	1	909	..... Reinstated		
0	0	0	0	0	0	—	—	—	0	..... Transferred		
1,649	825	997	2,390	8,518	8,016	8,477	102,305	323	144,634	..... Net Added		
1,666	665	765	1,651	8,146	7,795	7,322	95,153	293	133,747	..... Disposed of		
-259	-119	-44	-1,628	-474	80	—	—	—	-2,833	..... Adjustment		
1,428	713	2,363	1,471	2,998	2,559	—	—	—	17,057	..... Pending at End		
-276	41	188	-889	-102	301	—	—	—	-283	..... Inventory (+ or -)		
									% Pending More	..... Than 12 Months		
40%	43%	64%	29%	93%	15%	—	—	—	33%			
68	141	191	136	180	235	—	—	—	1,351	..... Pending at Start	..... Boone	.. 17th
88	54	88	263	854	318	178	8,513	49	10,836	..... Filed		
0	3	0	10	0	0	0	0	0	14	..... Reinstated		
0	0	0	0	0	0	—	—	—	0	..... Transferred		
88	57	88	273	854	318	178	8,513	49	10,850	..... Net Added		
92	109	99	240	793	361	290	8,519	47	10,994	..... Disposed of		
0	0	0	0	0	0	—	—	—	0	..... Adjustment		
64	89	180	169	241	192	—	—	—	1,323	..... Pending at End		
-4	-52	-11	33	61	-43	—	—	—	-28	..... Inventory (+ or -)		
									% Pending More	..... Than 12 Months		
64%	57%	58%	15%	32%	63%	—	—	—	45%			
4,010	416	2,918	960	7,286	2,807	—	—	—	23,365	..... Pending at Start	..... Winnebago	.. 17th
1,693	565	652	2,302	10,811	5,150	1,597	60,784	560	90,519	..... Filed		
0	0	9	0	0	25	0	0	0	77	..... Reinstated		
0	0	0	-390	390	0	—	—	—	0	..... Transferred		
1,693	565	661	1,912	11,201	5,175	1,597	60,784	560	90,596	..... Net Added		
1,482	690	330	1,710	9,848	4,153	1,764	58,521	490	85,393	..... Disposed of		
0	0	0	0	0	0	—	—	—	0	..... Adjustment		
4,221	291	3,249	1,162	8,639	3,829	—	—	—	26,402	..... Pending at End		
211	-125	331	202	1,353	1,022	—	—	—	3,037	..... Inventory (+ or -)		
									% Pending More	..... Than 12 Months		
82%	32%	82%	21%	51%	49%	—	—	—	57%			
4,078	557	3,109	1,096	7,466	3,042	—	—	—	24,716	..... Pending at Start	..... Circuit Total	.. 17th
1,781	619	740	2,565	11,665	5,468	1,775	69,297	609	101,355	..... Filed		
0	3	9	10	0	25	0	0	0	91	..... Reinstated		
0	0	0	-390	390	0	—	—	—	0	..... Transferred		
1,781	622	749	2,185	12,055	5,493	1,775	69,297	609	101,446	..... Net Added		
1,574	799	429	1,950	10,641	4,514	2,054	67,040	537	96,387	..... Disposed of		
0	0	0	0	0	0	—	—	—	0	..... Adjustment		
4,285	380	3,429	1,331	8,880	4,021	—	—	—	27,725	..... Pending at End		
207	-177	320	235	1,414	979	—	—	—	3,009	..... Inventory (+ or -)		
									% Pending More	..... Than 12 Months		
81%	38%	74%	20%	51%	50%	—	—	—	56%			



# ADMINISTRATIVE OFFICE OF THE TREND OF ALL CASES IN THE CIRCUIT

Circuit	County		Law Over \$15,000		Law \$15,000 or less		Chancery	Miscellaneous Remedy	Eminent Domain	Tax	Municipal Corporations	Mental Health	Dissolution of Marriage
			Jury	Non-Jury	Jury	Non-Jury							
18th ..	DuPage .....	Pending at Start .....	1,796	798	154	1,526	806	266	151	761	14	2	1,970
		Filed .....	749	1,807	88	8,154	1,078	711	60	3,329	18	122	3,217
		Reinstated .....	176	176	32	451	104	16	10	24	0	0	327
		Transferred .....	995	-995	199	-199	0	0	0	0	0	0	0
		Net Added .....	1,920	988	319	8,406	1,182	727	70	3,353	18	122	3,544
		Disposed of .....	1,945	876	337	8,025	1,233	792	102	3,575	28	119	3,535
		Adjustment .....	0	0	0	0	0	0	0	0	0	0	0
		Pending at End .....	1,771	910	136	1,907	755	201	119	539	4	5	1,979
		Inventory (+ or -) .....	-25	112	-18	381	-51	-65	-32	-222	-10	3	9
		% Pending More Than 12 Months .....	41%	18%	12%	3%	24%	30%	56%	81%	0%	0%	17%
18th ..	Circuit Total .....	Pending at Start .....	1,796	798	154	1,526	806	266	151	761	14	2	1,970
		Filed .....	749	1,807	88	8,154	1,078	711	60	3,329	18	122	3,217
		Reinstated .....	176	176	32	451	104	16	10	24	0	0	327
		Transferred .....	995	-995	199	-199	0	0	0	0	0	0	0
		Net Added .....	1,920	988	319	8,406	1,182	727	70	3,353	18	122	3,544
		Disposed of .....	1,945	876	337	8,025	1,233	792	102	3,575	28	119	3,535
		Adjustment .....	0	0	0	0	0	0	0	0	0	0	0
		Pending at End .....	1,771	910	136	1,907	755	201	119	539	4	5	1,979
		Inventory (+ or -) .....	-25	112	-18	381	-51	-65	-32	-222	-10	3	9
		% Pending More Than 12 Months .....	41%	18%	12%	3%	24%	30%	56%	81%	0%	0%	17%
19th ..	Lake .....	Pending at Start .....	1,143	510	56	1,084	634	327	82	68	3	0	1,103
		Filed .....	644	1,115	34	4,421	847	706	66	4	7	67	2,727
		Reinstated .....	118	127	18	339	107	27	11	1	2	2	81
		Transferred .....	522	-522	67	-67	0	0	0	0	0	0	0
		Net Added .....	1,284	720	119	4,693	954	733	77	5	9	69	2,806
		Disposed of .....	1,146	664	121	5,091	988	819	98	31	7	67	2,855
		Adjustment .....	-47	23	0	64	0	0	0	0	0	0	0
		Pending at End .....	1,234	589	54	750	600	241	61	42	5	2	1,056
		Inventory (+ or -) .....	91	79	-2	-334	-34	-86	-21	-26	2	2	-47
		% Pending More Than 12 Months .....	30%	14%	28%	5%	16%	15%	11%	93%	0%	100%	8%
19th ..	McHenry .....	Pending at Start .....	375	227	55	524	234	151	19	20	6	4	498
		Filed .....	247	272	31	1,020	302	184	8	1	6	7	1,114
		Reinstated .....	6	15	3	13	4	0	0	0	0	0	13
		Transferred .....	0	0	0	0	0	0	0	0	0	0	0
		Net Added .....	253	287	34	1,033	306	184	8	1	6	7	1,127
		Disposed of .....	217	255	52	1,108	263	146	13	16	5	8	969
		Adjustment .....	0	0	0	0	0	0	0	0	0	0	0
		Pending at End .....	411	259	37	449	277	189	14	5	7	3	656
		Inventory (+ or -) .....	36	32	-18	-75	43	38	-5	-15	1	-1	158
		% Pending More Than 12 Months .....	54%	30%	49%	23%	34%	49%	50%	80%	57%	33%	13%
19th ..	Circuit Total .....	Pending at Start .....	1,518	737	111	1,608	868	478	101	88	9	4	1,601
		Filed .....	891	1,387	65	5,441	1,149	890	74	5	13	74	3,841
		Reinstated .....	124	142	21	352	111	27	11	1	2	2	94
		Transferred .....	522	-522	67	-67	0	0	0	0	0	0	0
		Net Added .....	1,537	1,007	153	5,726	1,260	917	85	6	15	76	3,935
		Disposed of .....	1,363	919	173	6,199	1,251	965	111	47	12	75	3,824
		Adjustment .....	-47	23	0	64	0	0	0	0	0	0	0
		Pending at End .....	1,645	848	91	1,199	877	430	75	47	12	5	1,712
		Inventory (+ or -) .....	127	111	-20	-409	9	-48	-26	-41	3	1	111
		% Pending More Than 12 Months .....	36%	19%	36%	11%	22%	30%	19%	91%	33%	60%	10%
20th ..	Monroe .....	Pending at Start .....	40	21	1	29	16	8	2	4	3	0	44
		Filed .....	25	24	5	62	21	46	7	3	7	1	97
		Reinstated .....	0	0	0	0	0	0	0	0	0	0	0
		Transferred .....	0	0	0	0	0	0	0	0	0	0	0
		Net Added .....	25	24	5	62	21	46	7	3	7	1	97
		Disposed of .....	20	20	2	45	16	48	3	3	4	0	89
		Adjustment .....	0	0	0	0	0	0	0	0	0	0	0
		Pending at End .....	45	25	4	46	21	6	6	4	6	1	52
		Inventory (+ or -) .....	5	4	3	17	5	-2	4	0	3	1	8
		% Pending More Than 12 Months .....	9%	56%	0%	35%	43%	17%	17%	25%	0%	0%	17%

**ILLINOIS COURTS  
COURTS DURING 1990**

Family	Juvenile	Probate	Felony	Misdemeanors	Small Claims	Ordinance Violations	Traffic Violations	Conservation Violations	Total		County	Circuit
788 1,406 9 0 1,415 1,549 0 654 -134  60%	577 805 2 0 807 864 0 520 -57 35%	1,572 1,288 8 0 1,296 1,389 -8 1,471 -101 48%	977 3,028 491 -316 3,203 3,177 0 1,003 26 6%	2,049 20,490 671 316 21,477 21,331 0 2,195 146 6%	3,210 10,406 434 0 10,840 11,223 0 2,827 -383 3%	- 59,347 70 - 59,417 61,331 - - - -	- 96,506 422 - 96,928 107,513 - - - -	- 506 0 - 506 487 - - - -	17,417 213,115 3,423 0 216,538 229,431 -8 16,996 -421 21%	Pending at Start ..... Filed ..... Reinstated ..... Transferred ..... Net Added ..... Disposed of ..... Adjustment ..... Pending at End ..... Inventory (+ or -) % Pending More ..... Than 12 Months	DuPage	.. 18th
788 1,406 9 0 1,415 1,549 0 654 -134  60%	577 805 2 0 807 864 0 520 -57 35%	1,572 1,288 8 0 1,296 1,389 -8 1,471 -101 48%	977 3,028 491 -316 3,203 3,177 0 1,003 26 6%	2,049 20,490 671 316 21,477 21,331 0 2,195 146 6%	3,210 10,406 434 0 10,840 11,223 0 2,827 -383 3%	- 59,347 70 - 59,417 61,331 - - - -	- 96,506 422 - 96,928 107,513 - - - -	- 506 0 - 506 487 - - - -	17,417 213,115 3,423 0 216,538 229,431 -8 16,996 -421 21%	Pending at Start ..... Filed ..... Reinstated ..... Transferred ..... Net Added ..... Disposed of ..... Adjustment ..... Pending at End ..... Inventory (+ or -) % Pending More ..... Than 12 Months	Circuit Total	.. 18th
1,272 2,269 36 0 2,305 2,630 0 947 -325  23%	184 443 0 0 443 444 0 183 -1 5%	2,506 1,137 19 0 1,156 879 0 2,783 277 70%	645 2,608 578 -542 2,644 2,415 -285 589 -56 2%	1,068 4,610 866 542 6,018 5,874 -216 996 -72 8%	1,340 6,642 156 0 6,798 6,117 -607 1,414 74 1%	- 12,084 0 - 12,084 11,154 - - - -	- 143,156 0 - 143,156 140,461 - - - -	- 1,868 0 - 1,868 2,231 - - - -	12,025 185,455 2,488 0 187,943 184,092 -1068 11,546 -479 26%	Pending at Start ..... Filed ..... Reinstated ..... Transferred ..... Net Added ..... Disposed of ..... Adjustment ..... Pending at End ..... Inventory (+ or -) % Pending More ..... Than 12 Months	Lake	.. 19th
128 462 0 0 462 440 0 150 22  21%	97 184 8 0 192 201 0 88 -9 15%	851 348 0 0 348 306 0 893 42 69%	270 700 22 -53 669 687 0 252 -18 29%	1,051 3,148 0 53 3,201 2,974 0 1,278 227 22%	824 2,911 41 0 2,952 2,884 0 892 68 6%	- 2,977 0 - 2,977 3,019 - - - -	- 52,230 0 - 52,230 45,846 - - - -	- 583 0 - 583 563 - - - -	5,334 66,735 125 0 66,860 59,972 0 5,860 526 30%	Pending at Start ..... Filed ..... Reinstated ..... Transferred ..... Net Added ..... Disposed of ..... Adjustment ..... Pending at End ..... Inventory (+ or -) % Pending More ..... Than 12 Months	McHenry	.. 19th
1,400 2,731 36 0 2,767 3,070 0 1,097 -303  23%	281 627 8 0 635 645 0 271 -10 8%	3,357 1,485 19 0 1,504 1,185 0 3,676 319 70%	915 3,308 600 -595 3,313 3,102 -285 841 -74 10%	2,119 7,758 866 595 9,219 8,848 -216 2,274 155 16%	2,164 9,553 197 0 9,750 9,001 -607 2,306 142 3%	- 15,061 0 - 15,061 14,173 - - - -	- 195,386 0 - 195,386 186,307 - - - -	- 2,451 0 - 2,451 2,794 - - - -	17,359 252,190 2,613 0 254,803 244,064 -1,068 17,406 47 28%	Pending at Start ..... Filed ..... Reinstated ..... Transferred ..... Net Added ..... Disposed of ..... Adjustment ..... Pending at End ..... Inventory (+ or -) % Pending More ..... Than 12 Months	Circuit Total	.. 19th
19 39 0 0 39 30 0 28 9  32%	17 50 0 0 50 54 0 13 -4 23%	171 93 0 0 93 62 0 202 31 59%	44 77 0 0 77 84 0 37 -7 24%	64 272 0 0 272 272 0 64 0 19%	67 200 0 0 200 186 0 81 14 36%	- 60 0 - 60 54 - - -	- 2,174 0 - 2,174 2,118 - - -	- 36 0 - 36 26 - - -	550 3,299 0 0 3,299 3,136 0 641 91 39%	Pending at Start ..... Filed ..... Reinstated ..... Transferred ..... Net Added ..... Disposed of ..... Adjustment ..... Pending at End ..... Inventory (+ or -) % Pending More ..... Than 12 Months	Monroe	.. 20th



# ADMINISTRATIVE OFFICE OF THE TREND OF ALL CASES IN THE CIRCUIT

Circuit	County		Law Over \$15,000		Law \$15,000 or less		Chancery	Miscellaneous Remedy	Eminent Domain	Tax	Municipal Corporations	Mental Health	Dissolution of Marriage
			Jury	Non-Jury	Jury	Non-Jury							
20th ..	Perry .....	Pending at Start .....	41	77	1	77	79	26	0	41	0	0	124
		Filed .....	21	34	0	37	27	11	0	13	0	0	126
		Reinstated .....	0	0	0	0	0	0	0	0	0	0	0
		Transferred .....	0	0	0	0	0	0	0	0	0	0	0
		Net Added .....	21	34	0	37	27	11	0	13	0	0	126
		Disposed of .....	33	22	0	31	35	7	0	16	0	0	126
		Adjustment .....	0	0	0	0	0	0	0	0	0	0	0
		Pending at End .....	29	89	1	83	71	30	0	38	0	0	124
		Inventory (+ or -) .....	-12	12	0	6	-8	4	0	-3	0	0	0
		% Pending More Than 12 Months .....	62%	78%	100%	73%	73%	93%	0%	79%	0%	0%	73%
20th ..	Randolph .....	Pending at Start .....	74	69	1	120	61	101	4	16	2	1	275
		Filed .....	28	33	1	73	34	81	0	24	0	312	199
		Reinstated .....	2	1	0	1	0	0	0	0	0	0	0
		Transferred .....	11	-11	3	-3	0	0	0	0	0	0	0
		Net Added .....	41	23	4	71	34	81	0	24	0	312	199
		Disposed of .....	31	40	2	141	28	120	1	12	1	309	180
		Adjustment .....	0	0	0	0	0	0	0	0	0	0	0
		Pending at End .....	84	52	3	50	67	62	3	28	1	4	294
		Inventory (+ or -) .....	10	-17	2	-70	6	-39	-1	12	-1	3	19
		% Pending More Than 12 Months .....	60%	63%	33%	60%	70%	60%	100%	14%	100%	0%	76%
20th ..	St. Clair .....	Pending at Start .....	1,597	436	94	864	321	219	14	1,388	0	0	731
		Filed .....	562	835	28	2,992	478	241	13	249	0	0	1,550
		Reinstated .....	5	4	1	11	1	0	0	0	0	0	0
		Transferred .....	194	-194	15	-15	0	0	0	0	0	0	0
		Net Added .....	761	645	44	2,988	479	241	13	249	0	0	1,550
		Disposed of .....	975	485	71	2,851	520	300	7	113	0	0	1,819
		Adjustment .....	144	-56	16	0	24	36	-1	46	0	0	117
		Pending at End .....	1,527	540	83	1,001	304	196	19	1,570	0	0	579
		Inventory (+ or -) .....	-70	104	-11	137	-17	-23	5	182	0	0	-152
		% Pending More Than 12 Months .....	57%	32%	25%	17%	25%	36%	42%	86%	0%	0%	19%
20th ..	Washington .....	Pending at Start .....	32	21	2	32	16	6	0	3	0	0	41
		Filed .....	6	24	1	31	16	10	0	1	2	0	61
		Reinstated .....	0	0	0	0	0	0	0	0	0	0	0
		Transferred .....	2	-2	1	-1	0	0	0	0	0	0	0
		Net Added .....	8	22	2	30	16	10	0	1	2	0	61
		Disposed of .....	16	19	0	41	19	7	0	3	2	0	80
		Adjustment .....	0	0	0	0	0	0	0	0	0	0	0
		Pending at End .....	24	24	4	21	13	9	0	1	0	0	22
		Inventory (+ or -) .....	-8	3	2	-11	-3	3	0	-2	0	0	-19
		% Pending More Than 12 Months .....	63%	42%	75%	38%	69%	56%	0%	0%	0%	0%	14%
20th ..	Circuit Total .....	Pending at Start .....	1,784	624	99	1,122	493	360	20	1,452	5	1	1,215
		Filed .....	642	950	35	3,195	576	389	20	290	9	313	2,033
		Reinstated .....	7	5	1	12	1	0	0	0	0	0	0
		Transferred .....	207	-207	19	-19	0	0	0	0	0	0	0
		Net Added .....	856	748	55	3,188	577	389	20	290	9	313	2,033
		Disposed of .....	1,075	586	75	3,109	618	482	11	147	7	309	2,294
		Adjustment .....	144	-56	16	0	24	36	-1	46	0	0	117
		Pending at End .....	1,709	730	95	1,201	476	303	28	1,641	7	5	1,071
		Inventory (+ or -) .....	-75	106	-4	79	-17	-57	8	189	2	4	-144
		% Pending More Than 12 Months .....	57%	41%	24%	29%	41%	47%	43%	84%	14%	0%	41%
21st ...	Iroquois .....	Pending at Start .....	78	73	23	116	90	68	13	3	0	1	114
		Filed .....	22	31	1	80	27	28	5	14	0	3	147
		Reinstated .....	0	0	0	0	0	0	0	0	0	0	0
		Transferred .....	11	-11	3	-3	0	0	0	0	0	0	0
		Net Added .....	33	20	4	77	27	28	5	14	0	3	147
		Disposed of .....	23	27	2	61	28	29	3	9	0	4	135
		Adjustment .....	0	0	0	0	0	0	0	0	0	0	0
		Pending at End .....	88	66	25	132	89	67	15	8	0	0	126
		Inventory (+ or -) .....	10	-7	2	16	-1	-1	2	5	0	-1	12
		% Pending More Than 12 Months .....	75%	79%	83%	80%	75%	78%	87%	25%	0%	0%	43%

**ILLINOIS COURTS**  
**COURTS DURING 1990**

Family	Juvenile	Probate	Felony	Misdemeanors	Small Claims	Ordinance Violations	Traffic Violations	Conservation Violations	Total		County	Circuit
116	29	383	66	113	236	—	—	—	1,409	..... Pending at Start	..... Perry	.. 20th
53	21	63	127	250	201	223	3,245	29	4,481	..... Filed		
0	0	0	0	0	0	0	0	0	0	..... Reinstated		
0	0	0	0	0	0	—	—	—	0	..... Transferred		
53	21	63	127	250	201	223	3,245	29	4,481	..... Net Added		
47	17	69	130	231	184	164	2,638	17	3,767	..... Disposed of		
0	0	0	0	0	0	—	—	—	0	..... Adjustment		
122	33	377	63	132	253	—	—	—	1,445	..... Pending at End		
6	4	-6	-3	19	17	—	—	—	36	..... Inventory (+ or -)		
88%	76%	86%	40%	40%	83%	—	—	—	76%	% Pending More Than 12 Months		
221	38	768	61	109	258	—	—	—	2,179	..... Pending at Start	..... Randolph	.. 20th
77	65	140	188	413	477	173	3,348	111	5,777	..... Filed		
0	0	0	4	0	0	0	0	0	8	..... Reinstated		
0	0	0	0	0	0	—	—	—	0	..... Transferred		
77	65	140	192	413	477	173	3,348	111	5,785	..... Net Added		
67	73	76	186	383	406	136	3,242	81	5,515	..... Disposed of		
0	0	0	0	0	0	—	—	—	0	..... Adjustment		
231	30	832	67	139	329	—	—	—	2,276	..... Pending at End		
10	-8	64	6	30	71	—	—	—	97	..... Inventory (+ or -)		
87%	43%	85%	4%	29%	62%	—	—	—	70%	% Pending More Than 12 Months		
3,040	432	3,129	415	8,620	3,020	—	—	—	24,320	..... Pending at Start	..... St. Clair	.. 20th
2,858	795	958	1,410	8,941	7,062	2,212	59,387	158	90,729	..... Filed		
0	0	0	1	0	0	0	0	0	23	..... Reinstated		
0	0	0	-62	62	0	—	—	—	0	..... Transferred		
2,858	795	958	1,349	9,003	7,062	2,212	59,387	158	90,752	..... Net Added		
1,839	826	795	1,254	7,988	7,377	2,213	53,569	125	83,127	..... Disposed of		
-36	9	-40	-35	-212	537	—	—	—	549	..... Adjustment		
4,023	410	3,252	475	9,423	3,242	—	—	—	26,644	..... Pending at End		
983	-22	123	60	803	222	—	—	—	2,324	..... Inventory (+ or -)		
66%	36%	75%	7%	45%	8%	—	—	—	48%	% Pending More Than 12 Months		
23	20	296	11	28	50	-	—	-	581	..... Pending at Start	..... Washington	.. 20th
32	12	96	64	80	267	6	2,305	34	3,048	..... Filed		
0	0	0	0	0	0	0	0	0	0	..... Reinstated		
0	0	0	0	0	0	—	—	—	0	..... Transferred		
32	12	96	64	80	267	6	2,305	34	3,048	..... Net Added		
42	21	64	50	104	287	1	1,923	37	2,716	..... Disposed of		
0	0	0	-2	18	0	—	—	—	16	..... Adjustment		
13	11	328	23	22	30	—	—	—	545	..... Pending at End		
-10	-9	32	12	-6	-20	—	—	—	-36	..... Inventory (+ or -)		
38%	55%	77%	4%	45%	7%	—	—	—	60%	% Pending More Than 12 Months		
3,419	536	4,747	597	8,934	3,631	—	—	—	29,039	..... Pending at Start	..... Circuit Total	.. 20th
3,059	943	1,350	1,866	9,956	8,207	2,674	70,459	368	107,334	..... Filed		
0	0	0	5	0	0	0	0	0	31	..... Reinstated		
0	0	0	-62	62	0	—	—	—	0	..... Transferred		
3,059	943	1,350	1,809	10,018	8,207	2,674	70,459	368	107,365	..... Net Added		
2,025	991	1,066	1,704	8,978	8,440	2,568	63,490	286	98,261	..... Disposed of		
-36	9	-40	-37	-194	537	—	—	—	565	..... Adjustment		
4,417	497	4,991	665	9,780	3,935	—	—	—	31,551	..... Pending at End		
998	-39	244	68	846	304	—	—	—	2,512	..... Inventory (+ or -)		
67%	39%	77%	11%	45%	18%	—	—	—	51%	% Pending More Than 12 Months		
111	61	700	177	86	215	—	—	—	1,929	..... Pending at Start	..... Iroquois	... 21st
69	83	161	91	444	370	16	6,569	37	8,196	..... Filed		
0	0	0	0	0	0	0	0	0	0	..... Reinstated		
0	0	0	0	0	0	—	—	—	0	..... Transferred		
69	83	161	91	444	370	16	6,569	37	8,196	..... Net Added		
81	74	153	112	452	363	12	6,111	37	7,716	..... Disposed of		
0	0	0	0	0	0	—	—	—	0	..... Adjustment		
99	70	706	156	78	222	—	—	—	1,949	..... Pending at End		
-12	9	8	-21	-8	7	—	—	—	20	..... Inventory (+ or -)		
89%	41%	81%	62%	14%	63%	—	—	—	70%	% Pending More Than 12 Months		



# ADMINISTRATIVE OFFICE OF THE TREND OF ALL CASES IN THE CIRCUIT

Circuit	County		Law Over \$15,000		Law \$15,000 or less		Chancery	Miscellaneous Remedy	Eminent Domain	Tax	Municipal Corporations	Mental Health	Dissolution of Marriage
			July	Non-July	July	Non-July							
21st ...	Kankakee .....	Pending at Start .....	383	246	106	543	473	265	9	165	0	0	404
		Filed .....	167	141	0	1,018	274	404	4	79	0	31	598
		Reinstated .....	0	0	0	0	0	0	0	0	0	0	0
		Transferred .....	55	-55	55	-55	0	0	0	0	0	0	0
		Net Added .....	222	86	55	963	274	404	4	79	0	31	598
		Disposed of .....	230	40	12	927	138	324	3	38	0	31	470
		Adjustment .....	0	0	0	0	0	0	0	0	0	0	0
		Pending at End .....	375	292	149	579	609	345	10	206	0	0	532
		Inventory (+ or -) .....	-8	46	43	36	136	80	1	41	0	0	128
		% Pending More Than 12 Months .....	55%	76%	37%	68%	69%	61%	60%	74%	0%	0%	39%
21st ...	Circuit Total .....	Pending at Start .....	461	319	129	659	563	333	22	168	0	1	518
		Filed .....	189	172	1	1,098	301	432	9	93	0	34	745
		Reinstated .....	0	0	0	0	0	0	0	0	0	0	0
		Transferred .....	66	-66	58	-58	0	0	0	0	0	0	0
		Net Added .....	255	106	59	1,040	301	432	9	93	0	34	745
		Disposed of .....	253	67	14	988	166	353	6	47	0	35	605
		Adjustment .....	0	0	0	0	0	0	0	0	0	0	0
		Pending at End .....	463	358	174	711	698	412	25	214	0	0	658
		Inventory (+ or -) .....	2	39	45	52	135	79	3	46	0	-1	140
		% Pending More Than 12 Months .....	59%	77%	43%	70%	70%	63%	64%	72%	0%	0%	39%
	Downstate .....	Pending at Start .....	19,958	10,548	1,309	17,612	9,892	6,078	875	4,599	179	379	19,361
		Filed .....	8,907	9,975	574	43,921	8,647	11,432	523	5,781	204	4,187	37,039
		Reinstated .....	555	381	171	1,143	296	98	36	45	8	7	558
		Transferred .....	3,198	-3,191	610	-614	0	0	0	0	0	0	0
		Net Added .....	12,660	7,165	1,355	44,450	8,943	11,530	559	5,826	212	4,194	37,597
		Disposed of .....	11,849	6,587	1,197	44,896	9,545	11,005	644	5,508	191	4,146	36,827
		Adjustment .....	-34	-147	-163	579	19	45	0	63	1	23	994
		Pending at End .....	20,735	10,979	1,304	17,745	9,309	6,648	790	4,980	201	450	21,125
		Inventory (+ or -) .....	777	431	-5	133	-583	570	-85	381	22	71	1,764
		% Pending More Than 12 Months .....	54%	51%	48%	37%	47%	45%	60%	58%	32%	31%	28%
	Cook .....	Pending at Start .....	56,070	11,706	16,411	268,766	14,582	2,779	484	70,111	321	89	19,444
		Filed .....	3,489	16,301	634	202,987	12,667	1,866	189	19,333	28	4,179	19,304
		Reinstated .....	3,443	2,958	6,458	11,870	702	231	19	9	0	0	543
		Transferred .....	9,694	-9,694	10,697	-10,572	0	0	0	0	0	0	0
		Net Added .....	16,626	9,565	17,789	204,285	13,369	2,097	208	19,342	28	4,179	19,847
		Disposed of .....	28,020	9,983	14,244	193,160	12,787	1,659	174	14,213	25	4,198	20,305
		Adjustment .....	0	-60	3,886	648	0	0	0	0	0	0	240
		Pending at End .....	44,676	11,228	23,842	280,539	15,164	3,217	518	75,240	324	70	19,226
		Inventory (+ or -) .....	-11,394	-478	7,431	11,773	582	438	34	5,129	3	-19	-218
		% Pending More Than 12 Months .....	78%	37%	N/A	N/A	45%	N/A	N/A	N/A	N/A	N/A	34%
	State .....	Pending at Start .....	76,028	22,254	17,720	286,378	24,474	8,857	1,359	74,710	500	468	38,805
		Filed .....	12,396	26,276	1,208	246,908	21,314	13,298	712	25,114	232	8,366	56,343
		Reinstated .....	3,998	3,339	6,629	13,013	998	329	55	54	8	7	1,101
		Transferred .....	12,892	-12,885	11,307	-11,186	0	0	0	0	0	0	0
		Net Added .....	29,286	16,730	19,144	248,735	22,312	13,627	767	25,168	240	8,373	57,444
		Disposed of .....	39,869	16,570	15,441	238,056	22,332	12,664	818	19,721	216	8,344	57,132
		Adjustment .....	-34	-207	3,723	1,227	19	45	0	63	1	23	1,234
		Pending at End .....	65,411	22,207	25,146	298,284	24,473	9,865	1,308	80,220	525	520	40,351
		Inventory (+ or -) .....	-10,617	-47	7,426	11,906	-1	1,008	-51	5,510	25	52	1,546
		% Pending More Than 12 Months .....	55%	50%	-	-	46%	-	-	-	-	-	28%

\*\*\*Pending at End" figures are adjusted to physical inventories taken by the Clerks of the Circuit Court staff when necessary.

#Ordinance and Conservation Violations are included in the Misdemeanor category for Cook County.

Note: Cook County Misdemeanors are counted by charges not cases.

(a) The Adjustment column does not arithmetically balance the figures shown for each circuit; it reconciles arithmetical differences in the pending caseload resulting from computer adjustments or physical inventories during 1990, except in Ordinance, Traffic and Conservation Violations, for which a pending count is not maintained.

**ILLINOIS COURTS  
COURTS DURING 1990**

Family	Juvenile	Probate	Felony	Misdemeanors	Small Claims	Ordinance Violations	Traffic Violations	Conservation Violations	Total		County	Circuit
402	96	3,132	516	1,257	908	—	—	—	8,907	..... Pending at Start	..... Kankakee	... 21st
413	248	466	888	2,315	2,956	107	17,774	223	28,106	..... Filed		
0	0	0	0	0	0	0	0	0	0	..... Reinstated		
0	0	0	-160	160	0	—	—	—	0	..... Transferred		
413	248	466	728	2,475	2,956	107	17,774	223	28,106	..... Net Added		
344	204	991	872	2,018	3,072	99	15,559	194	25,566	..... Disposed of		
0	0	0	2	0	0	—	—	—	2	..... Adjustment		
471	142	2,607	374	1,714	792	—	—	—	9,197	..... Pending at End		
69	44	-525	-142	457	-116	—	—	—	290	..... Inventory (+ or -)		
										% Pending More		
64%	35%	84%	12%	46%	56%	—	—	—	62%	..... Than 12 Months		
513	159	3,832	693	1,343	1,123	—	—	—	10,836	..... Pending at Start	..... Circuit Total	... 21st
482	331	627	979	2,759	3,326	123	24,343	260	36,304	..... Filed		
0	0	0	0	0	0	0	0	0	0	..... Reinstated		
0	0	0	-160	160	0	—	—	—	0	..... Transferred		
482	331	627	819	2,919	3,326	123	24,343	260	36,304	..... Net Added		
425	278	1,144	984	2,470	3,435	111	21,670	231	33,282	..... Disposed of		
0	0	0	2	0	0	—	—	—	2	..... Adjustment		
570	212	3,315	530	1,792	1,014	—	—	—	11,146	..... Pending at End		
57	53	-517	-163	449	-109	—	—	—	310	..... Inventory (+ or -)		
										% Pending More		
68%	37%	83%	27%	45%	57%	—	—	—	63%	..... Than 12 Months		
27,700	8,455	70,022	15,420	47,859	47,956	—	—	—	308,202	..... Pending at Start	..... Downstate	
27,438	12,140	20,591	33,641	117,971	123,343	129,905	1,248,728	11,932	1,856,879	..... Filed		
77	156	413	1,811	2,578	1,971	211	5,114	13	15,642	..... Reinstated		
0	0	0	-3,431	3,431	-3	—	—	—	0	..... Transferred		
27,515	12,296	21,004	32,021	123,980	125,311	130,116	1,253,842	11,945	1,872,521	..... Net Added		
25,902	11,137	18,795	30,207	117,771	127,033	131,076	1,205,547	11,320	1,811,183	..... Disposed of		
-748	-76	-162	-1,653	-635	-114	—	—	—	-2,008	..... Adjustment		
28,565	9,538	72,069	15,581	53,433	46,120	—	—	—	319,572	..... Pending at End		
865	1,083	2,047	161	5,574	-1,836	—	—	—	11,370	..... Inventory (+ or -)		
										% Pending More		
51%	33%	70%	16%	35%	29%	—	—	—	48%	..... Than 12 Months		
36,775	23,239	23,736	21,113	356,026	5,902	—	—	—	927,554	..... Pending at Start	..... Cook	
32,329	24,868	12,951	34,429	237,149	14,850	#	1,541,075	#	2,178,628	..... Filed		
15,481	743	0	6,867	6,907	477	#	0	#	56,708	..... Reinstated		
0	0	0	0	0	-125	#	—	#	0	..... Transferred		
47,810	25,611	12,951	41,296	244,056	15,202	#	1,541,075	#	2,235,336	..... Net Added		
42,799	22,369	12,523	43,268	323,977	16,976	#	1,721,915	#	2,482,595	..... Disposed of		
23	0	0	-226	128,047	244	—	—	—	132,802	..... Adjustment		
41,809	26,481	24,164	18,915	404,152	4,372	—	—	—	993,937	..... Pending at End		
5,034	3,242	428	-2,198	48,126	-1530	—	—	—	66,383	..... Inventory (+ or -)		
										% Pending More		
N/A	16%	76%	25%	20%	NA	—	—	—	N/A	..... Than 12 Months		
64,475	31,694	93,758	36,533	403,885	53,858	—	—	—	1,235,756	..... Pending at Start	..... State	
59,767	37,008	33,542	68,070	355,120	138,193	129,905	2,789,803	11,932	4,035,507	..... Filed		
15,558	899	413	8,678	9,485	2,448	211	5,114	13	72,350	..... Reinstated		
0	0	0	-3,431	3,431	-128	—	—	—	0	..... Transferred		
75,325	37,907	33,955	73,317	368,036	140,513	130,116	2,794,917	11,945	4,107,857	..... Net Added		
68,701	33,506	31,318	73,475	441,748	144,009	131,076	2,927,462	11,320	4,293,778	..... Disposed of		
-725	-76	-162	-1,879	127,412	130	—	—	—	130,794	..... Adjustment		
70,374	36,019	96,233	34,496	457,585	50,492	—	—	—	1,313,509	..... Pending at End		
5,899	4,325	2,475	-2,037	53,700	-3,366	—	—	—	77,753	..... Inventory (+ or -)		
										% Pending More		
—	33%	71%	16%	34%	—	—	—	—	—	..... Than 12 Months		



**SUMMARY REPORT ON LAW JURY CASES DISPOSED OF  
IN THE CIRCUIT COURTS OF ILLINOIS DURING 1990**

Circuit	Total Law Jury Cases Disposed Of			Number of Law Jury Cases Terminated By Verdict			Average Time Elapsed in Months For Cases Terminated By Verdict
	Law Over \$15,000	Law \$15,000 or Less	Total	Law Over \$15,000	Law \$15,000 or Less	Total	
1st .....	280	20	300	29	1	30	23.8
2nd .....	247	16	263	23	0	23	32.8
3rd .....	1,125	123	1,248	63	3	66	41.2
4th .....	336	29	365	34	0	34	20.8
5th .....	274	8	282	12	0	12	26.1
6th .....	535	28	563	31	0	31	36.2
7th .....	400	45	445	17	0	17	33.5
8th .....	138	17	155	16	1	17	21.8
9th .....	156	19	175	10	1	11	28.7
10th .....	674	50	724	26	0	26	34.3
11th .....	349	18	367	30	0	30	50.7
12th .....	726	60	786	46	1	47	19.7
13th .....	342	24	366	18	0	18	26.0
14th .....	353	21	374	16	0	16	30.6
15th .....	141	9	150	11	0	11	25.5
16th .....	757	58	815	61	3	64	28.8
17th .....	380	53	433	16	1	17	29.2
18th .....	1,945	337	2,282	60	9	69	22.4
19th .....	1,363	173	1,536	43	0	43	22.0
20th .....	1,075	75	1,150	67	7	74	36.4
21st .....	253	14	267	14	0	14	35.5
Downstate Total .....	11,849	1,197	13,046	643	27	670	30.2
Cook County .....	28,020	14,244	42,264	496	545	1,041	47.2
State Total .....	39,869	15,441	55,310	1,139	572	1,711	44.4

# STATISTICAL REPORT ON LAW JURY CASES DISPOSED OF DURING 1990

Circuit	County	Law Jury Cases Disposed Of			Number of Law Jury Cases Terminated by Verdict			Time Lapse For All Law Jury Cases Terminated by Verdict										
		Law Over \$15,000	Law \$15,000 or Less	Total	Law Over \$15,000	Law \$15,000 or Less	Total	Under 1 Year	1 Year to 1½ Years	1½ Years to 2 Years	2 Years to 2½ Years	2½ Years to 3 Years	3 Years to 3½ Years	3½ Years to 4 Years	Over 4 Years	Average Time Lapse (Months)		
																Law Over \$15,000	Law \$15,000 or Less	Total
1st	Alexander	3	1	4	1	0	1	0	1	0	0	0	0	0	0	15.4	0	15.4
	Jackson	89	5	94	16	1	17	0	8	5	2	1	0	0	1	22.6	14.4	22.2
	Johnson	9	1	10	1	0	1	0	0	0	0	0	0	0	1	56.1	0.0	56.1
	Massac	19	1	20	2	0	2	1	0	0	0	0	1	0	0	24.6	0.0	24.6
	Pope	0	0	0	0	0	0	0	0	0	0	0	0	0	0	0.0	0.0	0.0
	Pulaski	5	0	5	2	0	2	0	2	0	0	0	0	0	0	14.9	0.0	14.9
	Saline	27	1	28	0	0	0	0	0	0	0	0	0	0	0	0.0	0.0	0.0
	Union	20	0	20	1	0	1	1	0	0	0	0	0	0	0	9.9	0.0	9.9
	Williamson	108	11	119	6	0	6	0	2	0	1	1	1	0	1	29.4	0.0	29.4
	Circuit Total	280	20	300	29	1	30	2	13	5	3	2	2	0	3	24.1	14.4	23.8
2nd	Crawford	19	1	20	1	0	1	0	0	0	0	0	1	0	0	39.1	0	39.1
	Edwards	1	0	1	0	0	0	0	0	0	0	0	0	0	0	0.0	0.0	0.0
	Franklin	86	6	92	11	0	11	0	0	3	6	1	0	1	0	28.6	0.0	28.6
	Gallatin	9	2	11	2	0	2	0	0	0	0	1	0	1	0	40.0	0.0	40.0
	Hamilton	5	1	6	0	0	0	0	0	0	0	0	0	0	0	0.0	0.0	0.0
	Hardin	6	0	6	1	0	1	0	0	0	0	0	1	0	0	38.6	0.0	38.6
	Jefferson	55	0	55	4	0	4	0	1	0	0	2	0	1	0	31.8	0.0	31.8
	Lawrence	14	3	17	1	0	1	0	0	1	0	0	0	0	0	23.1	0.0	23.1
	Richland	20	0	20	3	0	3	0	0	0	0	0	1	2	0	43.8	0.0	43.8
	Wabash	6	2	8	0	0	0	0	0	0	0	0	0	0	0	0.0	0.0	0.0
	Wayne	11	1	12	0	0	0	0	0	0	0	0	0	0	0	0.0	0.0	0.0
	White	15	0	15	0	0	0	0	0	0	0	0	0	0	0	0.0	0.0	0.0
	Circuit Total	247	16	263	23	0	23	0	1	4	6	4	3	5	0	32.8	0.0	32.8
3rd	Bond	13	2	15	2	0	2	0	0	0	0	0	0	0	2	53.9	0.0	53.9
	Madison	1,112	121	1,233	61	3	64	1	3	5	12	9	9	10	15	42.2	13.4	40.8
3rd	Circuit Total	1,125	123	1,248	63	3	66	1	3	5	12	9	9	10	17	42.5	13.4	41.2
4th	Christian	39	2	41	1	0	1	0	0	0	0	0	0	0	1	50.2	0.0	50.2
	Clay	11	2	13	0	0	0	0	0	0	0	0	0	0	0	0.0	0.0	0.0
	Clinton	45	3	48	12	0	12	3	1	4	4	0	0	0	0	18.9	0.0	18.9
	Effingham	46	3	49	2	0	2	0	1	1	0	0	0	0	0	18.4	0.0	18.4
	Fayette	20	7	27	3	0	3	0	1	0	1	0	1	0	0	26.7	0.0	26.7
	Jasper	11	1	12	1	0	1	0	0	0	1	0	0	0	0	24.9	0.0	24.9
	Marion	117	5	122	8	0	8	0	5	2	1	0	0	0	0	18.4	0.0	18.4
	Montgomery	33	3	36	6	0	6	1	0	2	3	0	0	0	0	22.2	0.0	22.2
	Shelby	14	3	17	1	0	1	1	0	0	0	0	0	0	0	9.0	0.0	9.0
	Circuit Total	336	29	365	34	0	34	5	8	9	10	0	1	0	1	20.8	0.0	20.8
5th	Clark	9	2	11	1	0	1	0	0	0	1	0	0	0	0	28.8	0.0	28.8
	Coles	100	2	102	5	0	5	1	1	1	0	0	0	1	1	30.8	0.0	30.8
	Cumberland	9	0	9	2	0	2	0	0	1	0	0	0	0	1	36.6	0.0	36.6
	Edgar	15	1	16	0	0	0	0	0	0	0	0	0	0	0	0.0	0.0	0.0
	Vermilion	141	3	144	4	0	4	2	1	1	0	0	0	0	0	14.3	0.0	14.3
5th	Circuit Total	274	8	282	12	0	12	3	2	3	1	0	0	1	2	26.1	0.0	26.1
6th	Champaign	254	21	275	11	0	11	0	1	0	1	3	2	1	3	39.3	0.0	39.3
	DeWitt	26	0	26	0	0	0	0	0	0	0	0	0	0	0	0.0	0.0	0.0
	Douglas	21	5	26	1	0	1	0	0	1	0	0	0	0	0	21.9	0.0	21.9
	Macon	215	2	217	16	0	16	0	3	2	2	4	2	3	0	30.4	0.0	30.4
	Moultrie	12	0	12	1	0	1	0	0	0	0	0	0	0	1	115.6	0.0	115.6
	Piatt	7	0	7	2	0	2	0	0	1	0	0	0	1	0	33.0	0.0	33.0
6th	Circuit Total	535	28	563	31	0	31	0	4	4	3	7	4	5	4	36.2	0.0	36.2



# STATISTICAL REPORT ON LAW JURY CASES DISPOSED OF DURING 1990

Circuit	County	Law Jury Cases Disposed Of			Number of Law Jury Cases Terminated by Verdict			Time Lapse For All Law Jury Cases Terminated by Verdict										
		Law Over \$15,000	Law \$15,000 or Less	Total	Law Over \$15,000	Law \$15,000 or Less	Total	Under 1 Year	1 Year to 1½ Years	1½ Years to 2 Years	2 Years to 2½ Years	2½ Years to 3 Years	3 Years to 3½ Years	3½ Years to 4 Years	Over 4 Years	Average Time Lapse (Months)		
																Law Over \$15,000	Law \$15,000 or Less	Total
7th ...	Greene .....	4	1	5	3	0	3	0	1	0	0	2	0	0	0	28.9	0.0	28.9
	Jersey .....	15	3	18	0	0	0	0	0	0	0	0	0	0	0	0.0	0.0	0.0
	Macoupin .....	35	0	35	0	0	0	0	0	0	0	0	0	0	0	0.0	0.0	0.0
	Morgan .....	51	1	52	0	0	0	0	0	0	0	0	0	0	0	0.0	0.0	0.0
	Sangamon .....	288	40	328	12	0	12	0	3	2	1	2	0	1	3	37.2	0.0	37.2
	Scott .....	7	0	7	2	0	2	1	0	1	0	0	0	0	0	17.8	0.0	17.8
7th ...	Circuit Total .....	400	45	445	17	0	17	1	4	3	1	4	0	1	3	33.5	0.0	33.5
8th ...	Adams .....	61	13	74	6	1	7	0	2	2	2	1	0	0	0	23.4	19.9	22.9
	Brown .....	6	2	8	0	0	0	0	0	0	0	0	0	0	0	0.0	0.0	0.0
	Calhoun .....	6	0	6	0	0	0	0	0	0	0	0	0	0	0	0.0	0.0	0.0
	Cass .....	14	0	14	3	0	3	0	1	1	1	0	0	0	0	21.3	0.0	21.3
	Mason .....	20	2	22	2	0	2	1	0	0	1	0	0	0	0	18.6	0.0	18.6
	Menard .....	10	0	10	1	0	1	1	0	0	0	0	0	0	0	5.6	0.0	5.6
	Pike .....	16	0	16	4	0	4	0	0	2	1	1	0	0	0	25.9	0.0	25.9
	Schuyler .....	5	0	5	0	0	0	0	0	0	0	0	0	0	0	0.0	0.0	0.0
8th ...	Circuit Total .....	138	17	155	16	1	17	2	3	5	5	2	0	0	0	21.9	19.9	21.8
9th ...	Fulton .....	29	2	31	2	1	3	0	2	0	1	0	0	0	0	20.3	12.3	17.7
	Hancock .....	5	2	7	0	0	0	0	0	0	0	0	0	0	0	0.0	0.0	0.0
	Henderson .....	3	0	3	0	0	0	0	0	0	0	0	0	0	0	0.0	0.0	0.0
	Knox .....	90	10	100	8	0	8	1	2	2	0	2	0	0	1	32.8	0.0	32.8
	McDonough .....	16	3	19	0	0	0	0	0	0	0	0	0	0	0	0.0	0.0	0.0
	Warren .....	13	2	15	0	0	0	0	0	0	0	0	0	0	0	0.0	0.0	0.0
9th ...	Circuit Total .....	156	19	175	10	1	11	1	4	2	1	2	0	0	1	30.3	12.3	28.7
10th ...	Marshall .....	7	1	8	0	0	0	0	0	0	0	0	0	0	0	0.0	0.0	0.0
	Peoria .....	487	33	520	20	0	20	1	1	6	3	2	2	0	5	37.2	0.0	37.2
	Putnam .....	4	1	5	1	0	1	0	0	0	0	1	0	0	0	30.7	0.0	30.7
	Stark .....	4	1	5	1	0	1	0	0	1	0	0	0	0	0	24.1	0.0	24.1
	Tazewell .....	172	14	186	4	0	4	1	1	0	0	2	0	0	0	23.4	0.0	23.4
10th ...	Circuit Total .....	674	50	724	26	0	26	2	2	7	3	5	2	0	5	34.3	0.0	34.3
11th ...	Ford .....	9	3	12	0	0	0	0	0	0	0	0	0	0	0	0.0	0.0	0.0
	Livingston .....	39	1	40	4	0	4	0	1	0	0	1	0	1	1	39.3	0.0	39.3
	Logan .....	25	3	28	1	0	1	0	1	0	0	0	0	0	0	16.7	0.0	16.7
	McLean .....	263	11	274	25	0	25	0	2	1	2	1	4	3	12	53.9	0.0	53.9
	Woodford .....	13	0	13	0	0	0	0	0	0	0	0	0	0	0	0.0	0.0	0.0
11th ...	Circuit Total .....	349	18	367	30	0	30	0	4	1	2	2	4	4	13	50.7	0.0	50.7
12th ...	Will .....	726	60	786	46	1	47	9	22	8	3	2	0	0	3	19.9	9.4	19.7
12th ...	Circuit Total .....	726	60	786	46	1	47	9	22	8	3	2	0	0	3	19.9	9.4	19.7
13th ...	Bureau .....	48	3	51	1	0	1	0	0	1	0	0	0	0	0	24.2	0.0	24.2
	Grundy .....	47	5	52	3	0	3	0	1	0	1	0	0	0	1	37.0	0.0	37.0
	LaSalle .....	247	16	263	14	0	14	2	1	4	3	3	1	0	0	23.8	0.0	23.8
13th ...	Circuit Total .....	342	24	366	18	0	18	2	2	5	4	3	1	0	1	26.0	0.0	26.0
14th ...	Henry .....	38	1	39	0	0	0	0	0	0	0	0	0	0	0	0.0	0.0	0.0
	Mercer .....	9	3	12	1	0	1	0	0	0	1	0	0	0	0	28.2	0.0	28.2
	Rock Island .....	243	15	258	15	0	15	3	2	1	3	2	1	1	2	30.7	0.0	30.7
	Whiteside .....	63	2	65	0	0	0	0	0	0	0	0	0	0	0	0.0	0.0	0.0
14th ...	Circuit Total .....	353	21	374	16	0	16	3	2	1	4	2	1	1	2	30.6	0.0	30.6

# STATISTICAL REPORT ON LAW JURY CASES DISPOSED OF DURING 1990

Circuit	County	Law Jury Cases Disposed Of			Number of Law Jury Cases Terminated by Verdict			Time Lapse For All Law Jury Cases Terminated by Verdict										
		Law Over \$15,000	Law \$15,000 or Less	Total	Law Over \$15,000	Law \$15,000 or Less	Total	* Under 1 Year	* 1 Year to 1½ Years	* 1½ Years to 2 Years	* 2 Years to 2½ Years	* 2½ Years to 3 Years	* 3 Years to 3½ Years	* 3½ Years to 4 Years	* Over 4 Years	Average Time Lapse (Months)		
																Law Over \$15,000	Law \$15,000 or Less	Total
15th	Carroll	9	0	9	1	0	1	0	0	1	0	0	0	0	0	23.1	0.0	23.1
	Jo Daviess	21	0	21	5	0	5	1	1	1	1	1	0	0	0	21.9	0.0	21.9
	Lee	51	2	53	3	0	3	0	0	1	0	0	0	2	0	36.6	0.0	36.6
	Ogle	39	3	42	2	0	2	1	0	0	0	1	0	0	0	18.8	0.0	18.8
	Stephenson	21	4	25	0	0	0	0	0	0	0	0	0	0	0	0.0	0.0	0.0
15th	Circuit Total	141	9	150	11	0	11	2	1	3	1	2	0	2	0	25.5	0.0	25.5
16th	DeKalb	76	9	85	4	0	4	0	0	0	2	0	0	0	2	54.1	0.0	54.1
	Kane	626	46	672	55	3	58	7	15	8	11	4	4	1	8	28.6	9.7	27.7
	Kendall	55	3	58	2	0	2	2	0	0	0	0	0	0	0	10.7	0.0	10.7
16th	Circuit Total	757	58	815	61	3	64	9	15	8	13	4	4	1	10	29.7	9.7	28.8
17th	Boone	28	1	29	1	1	2	0	1	0	0	0	1	0	0	14.4	42.2	28.3
	Winnebago	352	52	404	15	0	15	1	2	5	3	0	1	1	2	29.4	0.0	29.4
17th	Circuit Total	380	53	433	16	1	17	1	3	5	3	0	2	1	2	28.4	42.2	29.2
18th	DuPage	1,945	337	2,282	60	9	69	9	13	24	12	7	1	1	2	23.3	16.2	22.4
18th	Circuit Total	1,945	337	2,282	60	9	69	9	13	24	12	7	1	1	2	23.3	16.2	22.4
19th	Lake	1,146	121	1,267	35	0	35	5	12	10	4	0	3	0	1	20.3	0.0	20.3
	McHenry	217	52	269	8	0	8	0	0	2	4	1	0	1	0	29.2	0.0	29.2
19th	Circuit Total	1,363	173	1,536	43	0	43	5	12	12	8	1	3	1	1	22.0	0.0	22.0
20th	Monroe	20	2	22	1	0	1	0	0	0	0	1	0	0	0	34.1	0.0	34.1
	Perry	33	0	33	0	0	0	0	0	0	0	0	0	0	0	0.0	0.0	0.0
	Randolph	31	2	33	0	0	0	0	0	0	0	0	0	0	0	0.0	0.0	0.0
	St. Clair	975	71	1,046	65	7	72	3	6	13	7	12	10	8	13	37.7	26.6	36.6
	Washington	16	0	16	1	0	1	0	0	1	0	0	0	0	0	23.8	0.0	23.8
20th	Circuit Total	1,075	75	1,150	67	7	74	3	6	14	7	13	10	8	13	37.5	26.6	36.4
21st	Iroquois	23	2	25	4	0	4	0	0	0	0	2	0	1	1	45.3	0.0	45.3
	Kankakee	230	12	242	10	0	10	0	0	4	2	0	2	1	1	31.6	0.0	31.6
21st	Circuit Total	253	14	267	14	0	14	0	0	4	2	2	2	2	2	35.5	0.0	35.5
	Downstate Total	11,849	1,197	13,046	643	27	670	60	124	132	104	73	49	43	85	30.7	18.5	30.2
	Cook County	28,020	14,244	42,264	496	545	1,041	6	9	9	15	5	9	14	429	71.5	25.1	47.2
	State Total	39,869	15,441	55,310	1,139	572	1,711	66	133	141	119	78	58	57	514	54.5	24.4	44.4

\*Cook County figures are only for cases over \$15,000.



## DISPOSITIONS IN 1990 OF DEFENDANTS CHARGED WITH A FELONY

Circuit	County	Total Number of Defendants Disposed Of	Total Not Convicted	Total Convicted	CONVICTED																		Found Unfit to Stand Trial		
					Plea of Guilty						Convicted by Court						Convicted by Jury								
					Class						Class						Class								
M	X	1	2	3	4	M	X	1	2	3	4	M	X	1	2	3	4								
1st	Alexander	154	64	90	0	2	13	38	21	16	0	0	0	0	0	0	0	0	0	0	0	0	0		
	Jackson	502	283	217	1	12	24	32	69	76	1	1	1	0	0	0	0	0	0	0	0	0	2		
	Johnson	116	47	69	0	0	12	17	15	24	0	0	0	0	0	0	0	0	0	0	0	1	0		
	Massac	103	52	51	0	0	7	13	15	12	0	0	0	0	1	0	0	2	0	0	1	0	0		
	Pope	29	19	10	0	0	1	1	5	3	0	0	0	0	0	0	0	0	0	0	0	0	0		
	Pulaski	71	45	26	0	0	4	9	8	4	0	0	0	0	0	0	0	0	0	0	1	0	0		
	Saline	12	2	10	0	0	2	2	3	3	0	0	0	0	0	0	0	0	0	0	0	0	0		
	Union	153	121	32	0	0	2	9	8	12	0	0	0	0	1	0	0	0	0	0	0	0	0		
	Williamson	478	303	175	0	5	12	50	44	55	0	1	4	0	3	1	0	0	0	0	0	0	0	0	
1st	Circuit Total	1,618	936	680	1	19	77	171	188	205	1	2	5	0	5	1	0	2	0	0	2	1	2		
2nd	Crawford	47	23	24	0	0	1	1	10	11	0	0	0	0	0	0	0	0	0	0	0	1	0	0	
	Edwards	31	11	20	0	0	0	5	5	10	0	0	0	0	0	0	0	0	0	0	0	0	0	0	
	Franklin	188	77	111	1	3	9	32	32	32	0	0	0	0	0	0	0	1	0	0	1	0	0	0	
	Gallatin	68	39	29	0	0	3	7	12	7	0	0	0	0	0	0	0	0	0	0	0	0	0	0	
	Hamilton	47	17	30	0	0	2	5	13	8	0	0	0	0	0	0	0	0	0	0	1	1	0	0	
	Hardin	43	19	24	0	0	2	9	4	4	0	0	0	2	0	3	0	0	0	0	0	0	0	0	
	Jefferson	233	66	167	1	9	22	42	61	31	0	0	0	0	0	0	0	0	0	0	1	0	0	0	
	Lawrence	76	39	37	0	5	0	14	9	9	0	0	0	0	0	0	0	0	0	0	0	0	0	0	
	Richland	104	61	42	0	0	4	9	18	9	0	0	0	0	1	0	0	0	0	1	0	0	0	1	
	Wabsash	147	83	64	0	2	1	25	19	17	0	0	0	0	0	0	0	0	0	0	0	0	0	0	
	Wayne	88	47	41	0	0	2	7	13	18	0	0	0	0	1	0	0	0	0	0	0	0	0	0	
	White	88	53	35	0	0	2	2	12	18	0	0	0	0	0	1	0	0	0	0	0	0	0	0	
	2nd	Circiut Total	1,160	535	624	2	19	48	158	208	174	0	0	0	2	2	4	0	1	0	1	3	2	1	
3rd	Bond	102	28	74	0	1	8	25	24	16	0	0	0	0	0	0	0	0	0	0	0	0	0	0	
	Madison	1,299	396	899	5	30	82	284	268	215	1	0	0	2	3	2	3	0	0	2	2	0	4	4	
3rd	Circuit Total	1,401	424	973	5	31	90	309	292	231	1	0	0	2	3	2	3	0	0	2	2	0	4	4	
4th	Christian	155	99	56	0	0	2	17	28	8	0	0	0	0	0	0	0	0	0	0	1	0	0	0	
	Clay	50	2	48	0	0	8	7	26	6	0	0	0	0	0	0	0	0	0	0	1	0	0	0	
	Clinton	259	109	150	0	2	13	23	33	61	1	2	2	4	6	3	0	0	0	0	0	0	0	0	
	Effingham	214	59	155	1	4	14	36	48	45	0	0	0	1	2	1	0	0	1	1	0	1	0	0	
	Fayette	133	60	73	0	1	2	22	15	20	0	0	0	0	0	1	0	3	1	2	5	1	0	0	
	Jasper	44	21	23	0	0	0	2	8	11	0	0	0	0	0	0	0	0	1	0	1	0	0	0	
	Marion	320	97	223	0	4	10	59	82	68	0	0	0	0	0	0	0	0	0	0	0	0	0	0	
	Montgomery	133	54	79	0	2	2	17	26	26	0	1	0	0	0	2	0	1	0	0	0	2	0	0	
	Shelby	61	11	50	0	1	6	13	17	9	0	0	0	0	0	1	0	1	0	0	1	1	0	0	
	4th	Circuit Total	1,369	512	857	1	14	57	196	283	254	1	3	2	5	8	8	0	5	3	3	9	5	0	0
5th	Clark	48	13	35	0	1	1	17	12	3	0	0	0	0	0	0	0	1	0	0	0	0	0	0	0
	Coles	228	68	160	0	0	13	36	55	55	0	0	0	0	0	0	0	0	0	0	0	1	0	0	
	Cumberland	19	10	9	0	1	0	1	3	4	0	0	0	0	0	0	0	0	0	0	0	0	0	0	
	Edgar	104	34	70	0	4	2	16	21	27	0	0	0	0	0	0	0	0	0	0	0	0	0	0	
	Vermilion	657	270	387	1	10	17	96	147	116	0	0	0	0	0	0	0	0	0	0	0	0	0	0	0
5th	Circuit Total	1,056	395	661	1	16	33	166	238	205	0	0	0	0	0	0	0	1	0	0	0	1	0	0	

# DISPOSITIONS IN 1990 OF DEFENDANTS CHARGED WITH A FELONY

Circuit	County	Total Number of Defendants Disposed Of	Total Not Convicted	Total Convicted	CONVICTED																		Found Unfit to Stand Trial
					Plea of Guilty						Convicted by Court						Convicted by Jury						
					Class						Class						Class						
M	X	1	2	3	4	M	X	1	2	3	4	M	X	1	2	3	4						
6th	Champaign	1,237	701	534	0	15	36	121	192	146	1	0	0	0	2	0	2	7	2	4	5	1	2
	DeWitt	87	66	21	0	0	1	9	7	4	0	0	0	0	0	0	0	0	0	0	0	0	
	Douglas	88	61	27	0	3	3	7	4	5	0	0	0	0	1	2	0	0	1	0	1	0	
	Macon	1,012	337	667	3	19	38	115	176	260	0	4	0	6	5	4	1	8	7	6	10	5	
	Moultrie	59	18	41	0	1	3	10	16	10	0	0	0	0	1	0	0	0	0	0	0	0	
	Piatt	56	34	22	0	0	0	11	8	1	0	0	0	0	0	0	0	0	0	2	0	0	
6th	Circuit Total	2,539	1,217	1,312	3	38	81	273	403	426	1	4	0	6	9	6	3	15	10	18	6	10	
7th	Greene	45	19	26	0	0	0	8	14	4	0	0	0	0	0	0	0	0	0	0	0	0	
	Jersey	61	28	33	1	0	8	3	9	12	0	0	0	0	0	0	0	0	0	0	0	0	
	Macoupin	224	157	67	0	3	2	21	23	17	0	0	0	0	0	0	0	0	0	1	0	0	
	Morgan	119	35	84	0	3	9	9	30	30	0	0	0	2	0	0	0	0	0	1	0	0	
	Sangamon	695	340	354	0	14	39	74	84	74	0	0	0	0	0	0	0	4	5	16	28	16	
	Scott	20	13	7	0	0	0	1	5	1	0	0	0	0	0	0	0	0	0	0	0	0	
7th	Circuit Total	1,164	592	571	1	20	58	116	165	138	0	0	0	2	0	0	0	4	5	16	30	16	
8th	Adams	539	295	243	0	6	12	69	77	61	0	0	0	1	2	0	0	1	1	5	5	3	1
	Brown	35	17	18	0	0	2	2	5	5	0	0	1	2	0	0	0	0	1	0	0	0	
	Calhoun	37	18	19	0	1	0	6	6	6	0	0	0	0	0	0	0	0	0	0	0	0	
	Cass	103	64	39	0	0	2	5	17	15	0	0	0	0	0	0	0	0	0	0	0	0	
	Mason	105	44	61	0	0	3	4	16	17	0	1	1	7	11	0	0	1	0	0	0	0	
	Menard	45	7	38	0	0	5	11	6	16	0	0	0	0	0	0	0	0	0	0	0	0	
	Pike	80	26	54	1	0	9	18	11	10	0	0	0	0	2	2	0	0	1	0	0	0	
	Schuyler	27	10	17	0	0	2	5	7	3	0	0	0	0	0	0	0	0	0	0	0	0	
	8th	Circuit Total	971	481	489	1	7	35	120	145	133	0	1	2	10	15	2	0	2	3	5	5	3
9th	Fulton	138	41	96	0	2	6	30	33	22	0	0	0	1	0	0	0	1	1	0	0	0	
	Hancock	69	44	25	0	0	0	7	8	5	0	1	0	1	1	1	0	0	0	0	1	0	
	Henderson	52	49	3	0	0	0	0	2	1	0	0	0	0	0	0	0	0	0	0	0	0	
	Knox	214	83	131	0	6	22	38	29	34	0	0	0	1	0	0	1	0	0	0	0	0	
	McDonough	114	37	76	1	1	3	18	26	22	0	0	0	1	0	1	0	1	1	0	1	0	
	Warren	57	16	41	0	1	4	7	12	15	0	0	0	0	0	0	0	0	1	0	0	0	
9th	Circuit Total	644	270	372	1	10	35	100	110	99	0	1	0	4	1	2	1	2	3	0	2	1	
10th	Marshall	46	18	28	0	0	0	5	9	13	0	0	0	0	0	1	0	0	0	0	0	0	
	Peoria	1,047	295	750	1	38	68	211	181	205	1	2	2	2	3	7	2	8	6	8	4	1	
	Putnam	14	5	9	0	0	2	0	6	1	0	0	0	0	0	0	0	0	0	0	0	0	
	Stark	12	2	10	0	0	0	3	3	4	0	0	0	0	0	0	0	0	0	0	0	0	
	Tazewell	426	196	230	0	6	7	64	78	73	1	0	0	0	0	0	0	0	0	1	0	0	
10th	Circuit Total	1,545	516	1,027	1	44	77	283	277	296	2	2	2	2	3	8	2	8	6	9	4	1	
11th	Ford	91	68	23	0	2	0	5	7	6	0	0	0	0	1	0	0	0	0	2	0	0	
	Livingston	308	76	231	0	5	43	50	58	67	0	0	0	0	1	1	0	0	4	1	1	0	
	Logan	153	81	72	0	0	13	8	28	20	0	0	0	0	0	0	0	1	0	0	2	0	
	McLean	765	331	434	2	10	23	91	143	120	0	1	0	3	3	4	0	9	1	4	11	9	
	Woodford	74	39	35	0	0	2	3	3	14	0	0	0	0	0	0	0	0	0	1	1	0	
11th	Circuit Total	1,391	595	795	2	17	81	157	250	227	0	1	0	3	5	5	0	10	5	6	17	9	



## DISPOSITIONS IN 1990 OF DEFENDANTS CHARGED WITH A FELONY

Circuit	County	Total Number of Defendants Disposed Of	Total Not Convicted	Total Convicted	CONVICTED																		Found Unfit to Stand Trial
					Plea of Guilty						Convicted by Court						Convicted by Jury						
					Class						Class						Class						
					M	X	1	2	3	4	M	X	1	2	3	4	M	X	1	2	3	4	
12th ..	Will .....	2,967	1,824	1,135	9	45	149	345	259	232	0	12	9	12	11	9	2	12	15	4	7	3	8
12th ..	Circuit Total .....	2,967	1,824	1,135	9	45	149	345	259	232	0	12	9	12	11	9	2	12	15	4	7	3	8
13th ..	Bureau .....	71	4	67	0	2	5	15	19	22	0	0	0	1	0	0	0	2	0	0	0	1	0
	Grundy .....	112	58	54	0	0	5	9	9	30	0	0	0	0	0	1	0	0	0	0	0	0	0
	LaSalle .....	344	108	232	0	6	11	68	56	87	0	1	0	0	0	0	0	2	0	0	1	0	4
13th ..	Circuit Total .....	527	170	353	0	8	21	92	84	139	0	1	0	1	0	1	0	4	0	0	1	1	4
14th ..	Henry .....	260	128	132	0	1	9	17	48	48	0	0	0	3	0	4	0	1	0	1	0	0	0
	Mercer .....	70	49	21	0	2	1	10	5	3	0	0	0	0	0	0	0	0	0	0	0	0	0
	Rock Island .....	974	360	607	0	19	71	133	181	175	0	2	1	8	1	2	0	2	4	2	4	2	7
	Whiteside .....	375	81	292	0	9	27	72	68	110	0	0	0	0	1	1	0	2	0	0	1	1	2
14th ..	Circuit Total .....	1,679	618	1,052	0	31	108	232	302	336	0	2	1	11	2	7	0	5	4	3	5	3	9
15th ..	Carroll .....	104	33	71	0	3	9	17	18	16	0	0	0	1	1	0	0	0	1	2	3	0	0
	Jo Daviess .....	185	155	30	0	0	1	9	5	9	0	0	0	4	2	0	0	0	0	0	0	0	0
	Lee .....	199	96	101	0	0	10	27	28	31	0	0	1	2	0	0	0	0	1	0	1	0	2
	Ogle .....	134	23	111	0	2	9	39	24	27	0	0	1	1	2	0	0	1	2	2	0	1	0
	Stephenson .....	374	109	265	0	6	13	93	81	63	0	0	2	0	0	0	0	1	0	1	4	1	0
15th ..	Circuit Total .....	996	416	578	0	11	42	185	156	146	0	0	4	8	5	0	0	2	4	5	8	2	2
16th ..	DeKalb .....	270	106	164	1	5	11	36	51	59	0	0	0	0	0	0	0	0	0	0	0	1	0
	Kane .....	1,312	349	963	2	38	86	224	277	259	2	6	5	9	8	12	4	13	3	9	3	3	0
	Kendall .....	125	68	52	0	0	8	11	21	8	0	0	0	0	1	0	1	0	1	0	1	0	5
16th ..	Circuit Total .....	1,707	523	1,179	3	43	105	271	349	326	2	6	5	9	9	12	5	13	4	9	4	4	5
17th ..	Boone .....	236	95	141	0	5	5	50	39	34	0	0	1	0	4	1	0	0	0	1	1	0	0
	Winnebago .....	2,039	1,302	737	4	31	66	203	269	153	0	0	1	0	1	0	0	4	3	1	1	0	0
17th ..	Circuit Total .....	2,275	1,397	878	4	36	71	253	308	187	0	0	2	0	5	1	0	4	3	2	2	0	0
18th ..	DuPage (b) .....	3,480	1,799	1,681	0	27	58	234	484	507	0	3	12	54	133	137	0	7	8	8	7	2	0
18th ..	Circuit Total .....	3,480	1,799	1,681	0	27	58	234	484	507	0	3	12	54	133	137	0	7	8	8	7	2	0
19th ..	Lake .....	3,408	2,047	1,350	13	46	124	352	430	359	0	1	1	4	3	1	9	5	1	0	0	1	11
	McHenry .....	471	102	369	0	8	51	84	112	107	0	0	0	0	0	1	0	0	1	0	2	3	0
19th ..	Circuit Total .....	3,879	2,149	1,719	13	54	175	436	542	466	0	1	1	4	3	2	9	5	2	0	2	4	1
20th ..	Monroe .....	82	34	48	0	0	4	13	9	19	0	0	0	0	1	0	0	0	0	0	1	1	0
	Perry .....	147	56	91	1	1	6	22	26	30	0	0	0	2	1	0	0	0	0	0	1	1	0
	Randolph .....	186	49	137	2	5	39	15	28	34	0	0	0	0	3	1	1	0	5	1	1	2	0
	St. Clair .....	1,309	174	1,133	6	26	82	295	369	311	0	2	2	1	4	2	6	11	3	4	9	0	2
	Washington .....	53	17	36	0	0	1	12	11	12	0	0	0	0	0	0	0	0	0	0	0	0	0
20th ..	Circuit Total .....	1,777	330	1,445	9	32	132	357	443	406	0	2	2	3	9	3	7	11	8	5	12	4	2
21st ...	Iroquois .....	135	78	57	0	1	6	10	27	13	0	0	0	0	0	0	0	0	0	0	0	0	0
	Kankakee .....	821	514	307	0	5	18	60	68	137	1	2	1	2	2	5	1	2	1	1	0	1	0
21st ...	Circuit Total .....	956	592	364	0	6	24	70	95	150	1	2	1	2	2	5	1	2	1	1	0	1	0
	Downstate Total ..	35,101	16,291	18,745	57	528	1,557	4,524	5,581	5,283	9	43	48	140	230	215	33	115	84	89	140	69	65
	Cook County .....	(1)	13,939	34,210	204	2,998	5,292	8,324	8,631	4,595	162	1,024	821	708	647	170	132	176	25	57	40	18	204
	State Total .....	35,101	30,230	52,955	261	3,526	6,849	12,848	14,212	9,878	171	1,067	869	848	877	385	165	291	109	146	180	87	269

\* Includes Discharged at Preliminary Hearing, Discharged Motion of Defendant, Dismissed by State including Transfer to Warrant Calendar, Reduced to Misdemeanor, Acquitted by Court, Acquitted by Jury and Convicted of an Included Misdemeanor.

(a) Please do not include 186 from 1st District; no breakdown by Class, but are included in Total Convicted. (b) In DuPage, Total Not Convicted includes 1079 defendants transferred to Inactive Status, etc., and 79 Extradition Proceedings.

(1) Not Available for Cook County.



# SENTENCES IMPOSED ON DEFENDANTS CHARGED AND CONVICTED OF FELONIES DURING 1990

Circuit	County	SENTENCES																															
		Death	State Imprisonment							State Imprisonment & Fine							Periodic Imprisonment (Illinois Department of Corrections)				Periodic Imprisonment & Fine (Illinois Department of Corrections)				Periodic Imprisonment (Local Correctional Institution)				Periodic Imprisonment & Fine (Local Correctional Institution)				
			Class							Class							Class				Class				Class				Class				
			M	M	X	1	2	3	4	M	X	1	2	3	4	1	2	3	4	1	2	3	4	1	2	3	4	1	2	3	4		
1st	Alexander	0	0	2	6	19	2	1	0	0	0	0	1	0	0	0	0	0	0	0	0	0	0	0	0	0	0	0	0	0	0	0	
	Jackson	0	2	13	9	8	10	7	0	0	0	0	0	1	0	0	0	1	0	0	0	0	0	0	0	0	0	0	0	0	0	0	
	Johnson	0	0	0	12	5	9	9	0	0	0	0	0	0	0	0	0	0	0	0	0	0	0	0	0	0	0	0	0	0	0	0	
	Massac	0	0	0	2	4	5	2	0	2	0	0	0	0	0	0	0	0	0	0	0	0	0	0	0	0	0	0	0	0	0	0	
	Pope	0	0	0	1	0	2	0	0	0	0	0	0	0	0	0	0	0	0	0	0	0	0	0	0	0	0	0	0	0	0	0	
	Pulaski	0	0	0	0	0	0	0	0	0	1	2	0	0	3	1	1	1	0	0	0	0	0	0	0	0	0	0	0	0	0	0	
	Saline	0	0	0	1	0	0	0	0	0	0	0	0	0	0	0	0	0	0	0	0	0	0	0	0	0	0	0	0	0	0	0	
	Union	0	0	0	2	2	5	4	0	0	0	0	1	3	0	0	0	0	0	0	0	0	0	0	0	0	0	0	0	0	0	0	
	Williamson	0	0	6	8	8	6	8	0	0	1	1	0	0	0	0	0	0	0	0	0	0	0	0	0	0	0	0	0	0	0	0	
1st	Circuit Total	0	2	21	41	46	39	31	0	2	2	3	2	4	3	1	1	2	0	0	0	0	0	1	0	0	0	0	0	0	0	0	
2nd	Crawford	0	0	0	1	0	0	2	0	0	0	0	0	1	0	0	1	0	0	0	0	0	0	0	0	0	0	0	1	2	3		
	Edwards	0	0	0	0	0	0	1	0	0	0	0	1	0	0	0	0	0	0	0	0	0	0	0	0	0	0	0	0	0	0	2	
	Franklin	0	1	4	4	5	5	2	0	0	0	0	1	0	0	0	0	0	0	0	0	0	1	0	0	0	0	0	0	0	0	0	
	Gallatin	0	0	0	3	3	2	2	0	0	0	1	0	0	0	0	0	0	0	0	0	0	0	0	0	0	0	0	0	0	0	0	
	Hamilton	0	0	0	1	0	5	4	0	0	1	0	0	0	0	0	0	0	0	0	0	0	0	0	0	0	1	1	0	1	1		
	Hardin	0	0	0	0	0	1	0	0	0	1	2	0	2	0	0	0	0	0	0	0	0	0	0	0	0	0	0	0	4	0	0	
	Jefferson	0	1	5	1	3	11	4	0	4	9	6	7	0	0	2	0	0	0	0	0	0	0	0	0	0	0	0	0	0	0	0	
	Lawrence	0	0	5	0	10	2	1	0	0	0	0	1	0	0	0	0	0	0	0	0	0	0	0	0	0	0	0	0	0	0	0	
	Richland	0	0	0	3	2	2	1	0	0	0	1	0	1	0	0	0	1	0	0	1	0	0	0	0	2	0	0	0	0	1	1	
	Wabash	0	0	2	1	5	1	3	0	0	0	0	0	0	0	0	0	0	0	0	0	0	0	0	0	0	0	0	0	0	0	0	
	Wayne	0	0	0	2	5	4	4	0	0	0	0	0	0	0	0	0	0	0	0	0	0	0	0	0	0	0	0	0	0	0	0	
	White	0	0	0	1	0	4	0	0	0	0	0	0	0	0	0	0	0	0	0	0	0	0	0	0	0	0	0	0	0	0	0	
2nd	Circuit Total	0	2	16	17	33	37	24	0	4	11	10	10	4	0	2	1	1	0	0	1	1	0	0	5	1	0	7	4	7			
3rd	Bond	0	0	1	8	6	4	6	0	0	0	2	2	0	0	0	0	0	0	0	0	0	0	0	0	0	0	0	0	0	0	0	
	Madison	1	8	30	58	104	121	65	0	0	0	0	0	0	0	0	1	0	0	0	0	0	0	0	0	0	1	0	0	0	0	0	
3rd	Circuit Total	1	8	31	66	110	125	71	0	0	0	2	2	0	0	0	1	0	0	0	0	0	0	0	0	1	0	0	0	0	0	0	
4th	Christian	0	0	0	1	9	12	0	0	0	0	0	0	0	0	0	0	0	0	0	0	0	0	0	0	0	0	0	0	0	0	0	
	Clay	0	0	0	8	1	9	1	0	0	0	1	0	0	0	0	0	0	0	0	0	0	0	0	0	0	0	0	0	0	0	0	
	Clinton	1	0	2	4	12	14	27	0	2	4	0	1	1	0	0	0	0	0	0	0	0	0	0	0	0	0	0	0	0	0	0	0
	Effingham	0	1	4	4	7	4	7	0	0	0	1	0	1	0	0	0	0	0	0	0	0	0	0	1	1	0	0	0	1	1		
	Fayette	0	0	3	2	7	7	6	0	1	0	1	0	0	0	0	0	0	0	0	0	0	0	0	0	0	0	0	0	0	0	0	
	Jasper	0	0	0	0	0	0	0	0	0	0	0	0	0	1	1	2	5	0	0	0	0	0	0	0	1	0	0	0	0	0	1	
	Marion	0	0	3	3	22	18	0	0	1	2	1	3	5	0	0	0	0	0	0	0	0	1	0	0	0	1	0	0	1	1	0	
	Montgomery	0	0	4	1	6	14	7	0	0	0	0	0	0	0	0	0	0	0	0	0	0	0	0	0	0	0	0	2	2	1		
	Shelby	0	0	2	3	1	6	2	0	0	2	2	2	2	0	0	0	0	0	0	0	0	0	0	2	0	1	4	3	0	0		
4th	Circuit Total	1	1	18	26	65	84	60	0	4	8	6	6	9	1	1	2	5	0	0	0	0	1	1	4	2	1	7	7	7	3		
5th	Clark	0	0	2	0	6	3	2	0	0	0	0	0	0	0	0	0	0	0	0	0	0	0	0	0	0	0	0	0	0	0	0	
	Coles	0	0	0	8	10	13	14	0	0	0	0	0	0	0	0	0	0	0	0	0	0	0	0	0	0	0	0	0	0	0	0	
	Cumberland	0	0	1	0	0	2	3	0	0	0	0	0	0	0	0	0	0	0	0	0	0	0	0	0	0	0	0	0	0	0	0	
	Edgar	0	0	4	1	4	0	1	0	0	0	0	0	0	0	0	0	0	0	0	0	0	0	0	0	0	0	0	0	0	0	0	
	Vermilion	0	1	10	9	30	46	33	0	0	0	3	3	8	0	0	0	0	0	0	0	0	0	0	0	0	0	0	0	0	0	0	
5th	Circuit Total	0	1	17	18	50	64	53	0	0	0	3	3	8	0	0	0	0	0	0	0	0	0	0	0	0	0	0	0	0	0	0	



## SENTENCES IMPOSED ON DEFENDANTS CHARGED AND CONVICTED OF FELONIES DURING 1990

Circuit	County	SENTENCES																															
		Death	State Imprisonment							State Imprisonment & Fine							Periodic Imprisonment (Illinois Department of Corrections)				Periodic Imprisonment & Fine (Illinois Department of Corrections)				Periodic Imprisonment (Local Correctional Institution)				Periodic Imprisonment & Fine (Local Correctional Institution)				
			Class	Class							Class							Class				Class				Class				Class			
				M	M	X	1	2	3	4	M	X	1	2	3	4	1	2	3	4	1	2	3	4	1	2	3	4	1	2	3	4	
6th	Champaign	0	3	22	15	27	47	35	0	0	0	0	0	0	0	0	0	0	0	0	0	0	0	0	0	0	0	0	0	0	0		
	DeWitt	0	0	0	1	3	2	0	0	0	0	0	0	0	0	0	0	0	0	0	0	0	0	0	0	0	0	0	0	0	0		
	Douglas	0	0	2	3	0	2	2	0	1	0	0	0	0	0	0	0	0	0	0	0	0	0	0	0	2	0	0	0	0	0		
	Macon	0	1	25	31	62	96	114	3	6	7	6	13	16	0	0	0	0	0	0	0	0	0	0	0	0	0	0	0	0	0		
	Moultrie	0	0	1	5	2	8	3	0	0	0	0	0	0	0	0	0	0	0	0	0	0	0	0	0	0	0	0	0	1	0		
	Piatt	0	0	0	0	3	4	0	0	0	0	0	0	0	0	0	0	0	0	0	0	0	0	0	0	0	0	0	0	0	0		
6th	Circuit Total	0	4	50	55	97	159	154	3	7	7	6	13	16	0	0	0	0	0	0	0	0	0	0	0	2	0	0	0	1	0		
7th	Greene	0	0	0	0	7	12	1	0	0	0	0	0	0	0	0	0	0	0	0	0	0	0	0	1	1	0	0	1	0	0		
	Jersey	0	1	0	7	2	3	7	0	0	0	0	0	0	0	0	1	0	0	0	1	0	0	0	0	0	0	0	0	0	0		
	Macoupin	0	0	3	2	14	9	8	0	0	0	0	0	0	0	0	0	0	0	0	0	0	0	0	0	0	0	0	0	0	0		
	Morgan	0	0	2	4	5	8	6	0	1	3	0	1	0	0	0	1	1	0	0	0	1	0	0	1	1	0	0	0	0	0		
	Sangamon	0	0	15	26	33	39	28	0	3	0	0	0	0	0	0	0	0	0	0	0	0	0	0	0	0	0	0	0	0	0		
	Scott	0	0	0	0	0	4	0	0	0	0	0	0	0	0	0	0	0	0	0	0	0	0	0	0	0	0	0	0	0	0		
7th	Circuit Total	0	1	20	39	61	75	50	0	4	3	0	1	0	0	0	2	1	0	0	1	1	0	0	2	2	0	0	1	0	0		
8th	Adams	0	0	5	9	30	19	15	0	2	4	6	2	1	0	0	0	0	0	0	0	0	0	0	0	1	0	0	0	0	0		
	Brown	0	0	0	4	0	1	1	0	0	0	0	0	0	0	0	0	0	0	0	0	0	0	0	0	0	0	0	0	0	0		
	Calhoun	0	0	1	0	0	0	2	0	0	0	3	0	0	0	0	0	0	0	0	0	0	0	0	0	0	0	0	1	0	0		
	Cass	0	0	0	2	2	5	5	0	0	0	0	0	0	0	0	0	0	0	0	0	0	0	0	0	0	0	0	0	0	0		
	Mason	0	0	2	0	1	3	5	0	0	2	3	4	1	0	0	0	0	0	0	0	0	0	0	0	0	1	0	0	0	0		
	Menard	0	0	0	4	1	2	2	0	0	1	1	0	4	0	0	0	0	0	0	0	0	0	0	0	0	0	0	1	1	2		
	Pike	0	1	0	0	2	1	2	0	0	1	7	0	0	1	2	0	0	1	0	1	0	1	0	0	0	0	0	0	1	0		
	Schuyler	0	0	0	0	3	5	1	0	0	0	0	0	0	0	0	0	0	1	0	0	0	0	1	0	0	0	0	0	0	0		
8th	Circuit Total	0	1	8	19	39	36	33	0	2	8	20	6	6	1	2	0	0	2	0	1	0	1	1	0	2	0	2	2	2	2		
9th	Fulton	0	0	3	5	4	5	5	0	0	1	0	3	0	0	0	0	0	0	0	0	0	0	0	0	0	0	0	0	1	0		
	Hancock	0	0	1	0	2	4	0	0	0	0	2	0	1	0	0	1	0	0	0	0	0	0	0	0	0	0	0	0	0	0		
	Henderson	0	0	0	0	0	0	0	0	0	0	0	0	0	0	0	0	0	0	0	0	0	0	0	0	0	0	0	0	1	0		
	Knox	0	1	6	12	2	8	9	0	0	0	2	0	0	0	0	0	0	0	0	0	0	0	0	0	0	3	0	0	0	0		
	McDonough	0	1	2	2	3	7	7	0	0	0	0	0	1	0	0	0	0	0	0	0	0	0	0	0	0	0	0	0	0	1		
	Warren	0	0	1	4	3	3	5	0	0	0	0	0	0	1	0	0	0	0	0	1	1	0	0	0	0	0	0	0	1	0		
9th	Circuit Total	0	2	13	23	14	27	26	0	0	1	4	3	3	0	0	1	0	0	1	1	0	0	0	0	3	0	3	1	0	0		
10th	Marshall	0	0	0	0	1	1	7	0	0	0	0	0	0	0	0	0	0	0	0	0	0	0	1	2	2	0	0	1	1	1		
	Peoria	0	4	42	46	85	53	89	0	6	2	4	6	8	0	0	0	0	0	0	0	0	0	2	0	1	0	0	0	0	0		
	Putnam	0	0	0	1	0	2	0	0	0	0	0	0	0	0	0	0	0	0	0	0	0	0	0	0	0	0	0	0	0	0		
	Stark	0	0	0	0	3	0	2	0	0	0	0	0	0	0	0	0	0	0	0	0	0	0	0	0	1	0	0	0	0	0		
	Tazewell	0	1	6	4	23	22	16	0	0	0	0	0	0	0	0	0	0	0	0	0	0	0	0	0	0	0	0	0	1	0		
10th	Circuit Total	0	5	48	51	112	78	114	0	6	2	4	6	8	0	0	0	0	0	0	0	0	0	3	2	4	0	0	2	1	0		
11th	Ford	0	0	2	0	3	5	3	0	0	0	0	0	0	0	0	0	0	0	0	0	0	0	0	0	0	0	0	1	1	1		
	Livingston	0	0	4	38	27	36	29	0	1	6	2	0	1	0	0	0	0	0	0	0	0	0	0	0	0	1	0	1	0	1		
	Logan	0	0	1	5	1	11	3	0	0	0	0	0	0	0	0	0	0	0	0	0	0	0	0	0	0	0	0	0	0	0		
	McLean	0	2	20	16	41	55	61	0	0	0	0	0	0	0	0	0	0	0	0	0	0	0	0	3	1	1	2	8	12			
	Woodford	0	0	0	0	1	4	1	0	0	0	0	0	0	0	0	0	0	0	0	0	0	0	0	0	0	0	0	0	0	0		
11th	Circuit Total	0	2	27	59	73	111	97	0	1	6	2	0	1	0	0	0	0	0	0	0	0	0	0	3	2	1	3	9	14	0		

# SENTENCES IMPOSED ON DEFENDANTS CHARGED AND CONVICTED OF FELONIES DURING 1990

Circuit	County	SENTENCES																																
		Death Class	State Imprisonment							State Imprisonment & Fine							Periodic Imprisonment (Illinois Department of Corrections)				Periodic Imprisonment & Fine (Illinois Department of Corrections)				Periodic Imprisonment (Local Correctional Institution)				Periodic Imprisonment & Fine (Local Correctional Institution)					
			Class							Class							Class				Class				Class				Class					
			M	M	X	1	2	3	4	M	X	1	2	3	4	1	2	3	4	1	2	3	4	1	2	3	4	1	2	3	4			
12th	Will	0	11	47	63	109	109	66	0	22	43	20	0	42	4	2	0	2	0	0	0	0	0	0	0	0	0	0	0	0	0	0		
12th	Circuit Total	0	11	47	63	109	109	66	0	22	43	20	0	42	4	2	0	2	0	0	0	0	0	0	0	0	0	0	0	0	0	0		
13th	Bureau	0	0	4	3	8	1	6	0	0	1	0	2	1	0	0	0	1	0	0	0	0	0	0	0	0	0	0	0	1	0	0		
	Grundy	0	0	0	0	0	0	2	0	0	0	0	1	0	1	1	3	3	2	2	0	2	1	0	0	0	1	0	0	0	0	0		
	LaSalle	0	0	8	5	15	18	19	0	1	1	0	0	1	0	0	0	0	0	0	0	0	0	0	0	0	0	0	0	0	0	0	0	
13th	Circuit Total	0	0	12	8	23	19	27	0	1	2	0	3	2	1	1	3	4	2	2	0	2	1	0	0	1	0	0	0	1	0	0	0	
14th	Henry	0	0	2	8	12	13	8	0	0	0	0	4	1	0	0	0	0	0	0	0	0	0	0	0	0	0	0	0	0	0	1	0	
	Mercer	0	0	2	1	1	0	0	0	0	0	0	0	0	0	0	0	0	0	0	0	0	0	0	0	0	0	0	0	0	0	0	0	
	Rock Island	0	0	20	34	50	60	46	0	3	6	3	2	7	0	0	0	0	0	0	0	0	0	0	0	0	0	0	0	0	0	0	0	0
	Whiteside	0	0	8	12	22	17	26	0	2	1	0	1	0	0	0	0	0	0	0	0	0	0	0	0	0	0	0	0	0	0	0	0	0
14th	Circuit Total	0	0	32	55	85	90	80	0	5	7	3	7	8	0	0	0	0	0	0	0	0	0	0	0	0	0	0	0	0	0	0	0	1
15th	Carroll	0	0	2	0	2	1	1	0	1	7	7	7	6	0	0	0	0	0	0	0	0	0	0	0	0	0	0	0	0	0	0	4	0
	Jo Daviess	0	0	0	0	2	0	0	0	0	0	2	0	0	0	0	0	0	0	0	0	0	1	1	1	0	0	0	0	1	1	1	2	0
	Lee	0	0	0	6	8	4	3	0	0	0	0	0	0	0	0	0	0	0	0	0	0	0	0	0	0	2	1	0	0	2	1	0	
	Ogle	0	0	3	6	6	6	5	0	0	0	0	0	0	0	0	0	0	0	0	0	0	0	0	0	0	0	2	0	0	0	0	0	
	Stephenson	0	0	5	20	34	15	21	0	2	2	5	3	0	0	0	0	0	0	0	0	0	0	0	0	0	0	0	0	0	0	0	0	0
15th	Circuit Total	0	0	10	32	52	26	30	0	3	9	14	10	6	0	0	0	0	0	0	1	2	1	0	2	2	3	1	1	3	7	0	0	
16th	DeKalb	0	1	5	4	15	14	4	0	0	0	1	0	7	0	0	0	0	0	0	0	0	0	0	0	0	0	0	0	1	0	2	2	0
	Kane	0	5	42	26	61	55	53	3	15	22	20	21	35	1	7	8	10	33	76	72	95	0	0	1	0	0	1	0	1	2	3	6	0
	Kendall	0	1	0	0	0	0	0	0	0	0	0	1	0	2	1	2	0	2	1	1	0	0	0	0	2	0	0	0	0	0	0	0	0
16th	Circuit Total	0	7	47	30	76	69	57	3	15	22	21	22	42	3	8	10	10	35	77	73	95	0	1	3	0	2	2	5	8	0	0	0	0
17th	Boone	0	0	5	6	15	10	5	0	0	0	0	0	0	0	0	0	0	0	0	0	0	0	0	0	0	0	0	0	0	0	0	0	0
	Winnebago	0	4	35	47	52	51	42	0	0	3	5	10	6	0	0	0	0	0	0	0	0	0	0	0	0	0	0	0	0	0	0	0	0
17th	Circuit Total	0	4	40	53	67	61	47	0	0	3	5	10	6	0	0	0	0	0	0	0	0	0	0	0	0	0	1	0	1	0	0	0	0
18th	DuPage	0	0	23	30	65	143	102	0	14	15	4	7	11	1	0	1	1	0	0	0	0	0	0	0	0	0	1	1	0	4	4	8	0
18th	Circuit Total	0	0	23	30	65	143	102	0	14	15	4	7	11	1	0	1	1	0	0	0	0	0	0	0	0	0	1	1	0	4	4	8	0
19th	Lake	0	22	52	65	120	138	95	0	0	1	0	0	0	0	0	0	0	0	0	0	0	0	0	0	0	4	1	0	0	0	0	0	0
	McHenry	0	0	7	16	33	29	18	0	1	2	0	0	0	0	0	0	0	0	0	0	0	0	0	0	0	0	1	0	0	2	1	0	0
19th	Circuit Total	0	22	59	81	153	167	113	0	1	3	0	0	0	0	0	0	0	0	0	0	0	0	0	0	4	2	0	0	2	0	0	0	0
20th	Monroe	0	0	0	3	6	4	4	0	0	0	0	0	0	0	0	0	0	0	0	0	0	0	0	0	0	0	0	0	0	0	0	0	0
	Perry	0	1	0	0	3	2	3	0	1	3	2	0	2	0	0	0	0	0	0	0	0	0	0	0	0	0	0	0	0	0	2	1	0
	Randolph	1	2	5	37	6	16	8	0	0	3	1	0	1	0	0	0	0	0	0	0	0	0	0	0	0	0	0	0	0	0	0	0	0
	St. Clair	1	11	39	44	81	128	83	0	0	0	0	0	0	0	0	0	0	0	0	0	0	0	0	0	0	0	0	0	1	0	0	0	0
	Washington	0	0	0	1	4	1	0	0	0	0	0	3	2	0	0	0	0	0	0	0	0	0	0	0	0	0	0	0	0	0	0	0	0
20th	Circuit Total	2	14	44	85	100	151	98	0	1	6	3	3	5	0	0	0	0	0	0	0	0	0	0	0	0	0	0	0	1	2	1	0	0
21st	Iroquois	0	0	1	4	4	8	4	0	0	0	0	1	1	0	0	0	0	0	0	0	0	0	0	0	0	0	1	0	3	0	0	0	0
	Kankakee	0	1	7	10	15	12	18	1	2	1	0	0	1	0	0	0	0	0	0	0	0	0	0	0	0	1	0	0	0	0	0	1	0
21st	Circuit Total	0	1	8	14	19	20	22	1	2	1	0	1	2	0	0	0	0	0	0	0	0	0	0	0	0	1	1	0	3	0	0	1	0
	Downstate Total	4	88	591	865	1,449	1,690	1,355	7	94	159	130	115	183	14	17	22	26	39	81	79	100	3	9	29	22	10	27	49	55	0	0	0	0
	Cook County	9	464	3,193	2,539	3,930	3,715	1,275	0	0	0	0	0	0	0	0	0	0	0	0	0	0	29	79	92	27	0	8	6	1	0	0	0	0
	State Total	13	552	3,784	3,404	5,379	5,405	2,630	7	94	159	130	115	183	14	17	22	26	39	81	79	100	32	88	121	49	10	35	55	56	0	0	0	0



# SENTENCES IMPOSED ON DEFENDANTS CHARGED AND CONVICTED OF FELONIES DURING 1990

Circuit	County	SENTENCES																		Total Sentences
		Probation or Conditional Discharge With Periodic Imprisonment				Probation or Conditional Discharge With Other Discretionary Conditions				Probation or Conditional Discharge With No Discretionary Conditions				Found Unfit To Be Sentenced or Executed						
		Class				Class				Class				Class						
		1	2	3	4	1	2	3	4	1	2	3	4	M	X	1	2	3	4	
1st	Alexander	7	18	18	15	0	1	0	0	0	0	0	0	0	0	0	0	0	0	90
	Jackson	5	5	11	9	11	18	48	58	0	0	0	0	0	0	0	0	0	0	217
	Johnson	0	0	0	0	0	12	6	16	0	0	0	0	0	0	0	0	0	0	69
	Massac	0	1	1	3	5	8	11	7	0	0	0	0	0	0	0	0	0	0	51
	Pope	0	0	0	0	0	1	3	3	0	0	0	0	0	0	0	0	0	0	10
	Pulaski	0	0	1	0	0	6	6	3	0	0	1	0	0	0	0	0	0	0	26
	Saline	0	0	0	0	1	2	3	3	0	0	0	0	0	0	0	0	0	0	10
	Union	0	2	1	0	0	5	2	5	0	0	0	0	0	0	0	0	0	0	32
	Williamson	3	10	6	5	4	31	35	40	0	0	0	3	0	0	0	0	0	0	175
1st	Circuit Total	15	36	38	32	21	84	114	135	0	0	1	3	0	0	0	0	0	0	680
2nd	Crawford	0	0	2	3	0	0	4	2	0	0	0	0	0	0	0	0	0	0	24
	Edwards	0	1	2	1	0	3	2	6	0	0	0	0	0	0	0	0	0	0	20
	Franklin	0	0	0	0	5	27	26	30	0	0	0	0	0	0	0	0	0	0	111
	Gallatin	0	0	0	0	0	3	10	5	0	0	0	0	0	0	0	0	0	0	29
	Hamilton	0	0	0	0	0	4	7	2	0	0	0	1	0	0	0	0	0	0	30
	Hardin	0	0	1	0	1	5	2	5	0	0	0	0	0	0	0	0	0	0	24
	Jefferson	11	27	43	26	1	4	1	1	0	0	0	0	0	0	0	0	0	0	167
	Lawrence	0	2	3	0	0	2	3	7	0	0	0	1	0	0	0	0	0	0	37
	Richland	1	3	1	1	0	4	12	4	0	0	0	0	0	0	0	0	0	0	42
	Wabash	0	0	0	0	0	17	16	11	0	3	2	3	0	0	0	0	0	0	64
	Wayne	0	0	0	0	0	2	10	12	0	0	0	2	0	0	0	0	0	0	41
	White	0	0	0	0	1	2	8	19	0	0	0	0	0	0	0	0	0	0	35
	2nd	Circuit Total	12	33	52	31	8	73	101	104	0	3	2	7	0	0	0	0	0	0
3rd	Bond	0	13	12	6	0	6	4	1	0	0	0	3	0	0	0	0	0	0	74
3rd	Madison	14	92	64	50	10	92	87	101	0	0	0	0	0	0	0	0	0	0	899
	Circuit Total	14	105	76	56	10	98	91	102	0	0	0	3	0	0	0	0	0	0	973
4th	Christian	0	3	1	1	1	5	16	7	0	0	0	0	0	0	0	0	0	0	56
	Clay	0	0	0	0	0	5	18	5	0	0	0	0	0	0	0	0	0	0	48
	Clinton	6	15	24	36	0	0	0	0	1	0	0	0	0	0	0	0	0	0	150
	Effingham	0	0	1	0	8	21	34	24	3	8	10	12	0	0	0	0	0	0	155
	Fayette	0	0	0	0	1	14	12	15	0	2	1	1	0	0	0	0	0	0	73
	Jasper	0	1	5	3	0	0	1	2	0	0	0	0	0	0	0	0	0	0	23
	Marion	2	17	20	14	1	16	27	30	1	2	13	8	0	0	0	0	0	0	223
	Montgomery	0	6	3	7	0	1	5	9	1	2	2	6	0	0	0	0	0	0	79
	Shelby	0	3	1	0	0	3	4	7	0	0	0	0	0	0	0	0	0	0	50
	4th	Circuit Total	8	45	55	61	11	65	117	99	6	14	26	27	0	0	0	0	0	0
5th	Clark	1	4	7	0	0	7	0	1	0	0	2	0	0	0	0	0	0	0	35
	Coles	1	9	15	10	4	16	26	31	0	1	1	1	0	0	0	0	0	0	160
	Cumberland	0	0	0	1	0	1	0	0	0	0	1	0	0	0	0	0	0	0	9
	Edgar	0	0	0	0	1	12	21	26	0	0	0	0	0	0	0	0	0	0	70
	Vermilion	0	0	0	0	7	64	100	73	0	0	0	0	0	0	0	0	0	0	387
5th	Circuit Total	2	13	22	11	12	100	147	131	0	1	4	1	0	0	0	0	0	0	661

# SENTENCES IMPOSED ON DEFENDANTS CHARGED AND CONVICTED OF FELONIES DURING 1990 — continued

Circuit	County	SENTENCES																		Total Sentences
		Probation or Conditional Discharge With Periodic Imprisonment				Probation or Conditional Discharge With Other Discretionary Conditions				Probation or Conditional Discharge With No Discretionary Conditions				Found Unfit To Be Sentenced or Executed						
		Class				Class				Class				Class						
		1	2	3	4	1	2	3	4	1	2	3	4	M	X	1	2	3	4	
6th	Champaign	0	0	0	0	23	98	152	112	0	0	0	0	0	0	0	0	0	0	534
	DeWitt	0	0	0	0	0	6	5	4	0	0	0	0	0	0	0	0	0	0	21
	Douglas	0	3	2	2	1	4	0	3	0	0	0	0	0	0	0	0	0	0	27
	Macon	7	54	74	136	0	0	0	7	0	0	0	3	0	0	0	2	1	3	667
	Moultrie	0	3	4	4	0	3	4	3	0	0	0	0	0	0	0	0	0	0	41
	Piatt	0	3	2	0	0	4	5	1	0	0	0	0	0	0	0	0	0	0	22
6th	Circuit Total	7	63	82	142	24	115	166	130	0	0	0	3	0	0	0	2	1	3	1,312
7th	Greene	0	0	0	0	0	1	0	1	0	0	0	1	0	0	0	0	0	0	26
	Jersey	0	0	0	0	0	0	0	1	1	1	4	4	0	0	0	0	0	0	33
	Macoupin	0	1	2	0	0	6	13	9	0	0	0	0	0	0	0	0	0	0	67
	Morgan	1	3	9	6	1	3	11	14	0	0	0	1	0	0	0	0	0	0	84
	Sangamon	0	2	2	5	16	53	65	53	2	2	6	4	0	0	0	0	0	0	354
	Scott	0	0	1	0	0	1	0	1	0	0	0	0	0	0	0	0	0	0	7
7th	Circuit Total	1	6	14	11	17	64	89	79	3	3	10	10	0	0	0	0	0	0	571
8th	Adams	0	14	26	16	0	24	37	31	0	1	0	0	0	0	0	0	0	0	243
	Brown	0	1	1	0	0	3	3	2	0	0	0	2	0	0	0	0	0	0	18
	Calhoun	0	0	1	0	0	2	5	4	0	0	0	0	0	0	0	0	0	0	19
	Cass	0	1	2	3	1	1	10	7	0	0	0	0	0	0	0	0	0	0	39
	Mason	1	0	0	3	1	7	20	7	0	0	0	0	0	0	0	0	0	0	61
	Menard	0	7	3	5	0	1	0	2	0	0	0	1	0	0	0	0	0	0	38
	Pike	1	3	2	2	5	4	8	8	0	0	0	0	0	0	0	0	0	0	54
	Schuyler	1	1	0	1	0	0	2	1	0	0	0	0	0	0	0	0	0	0	17
8th	Circuit Total	3	27	35	30	7	42	85	62	0	1	0	3	0	0	0	0	0	0	489
9th	Fulton	0	0	2	1	1	27	21	16	0	0	1	0	0	0	0	0	0	0	96
	Hancock	0	1	3	1	0	3	0	1	0	0	2	3	0	0	0	0	0	0	25
	Henderson	0	0	0	1	0	0	1	0	0	0	0	0	0	0	0	0	0	0	3
	Knox	3	10	5	8	4	25	16	16	0	0	0	1	0	0	0	0	0	0	131
	McDonough	1	2	1	3	1	14	19	11	0	0	0	0	0	0	0	0	0	0	76
	Warren	0	1	1	3	1	2	6	6	0	0	0	1	0	0	0	0	0	0	41
9th	Circuit Total	4	14	12	17	7	71	63	50	0	0	3	5	0	0	0	0	0	0	372
10th	Marshall	0	1	1	2	0	2	4	2	0	0	0	0	0	0	0	0	0	0	28
	Peoria	3	12	20	11	25	118	109	104	0	0	0	0	0	0	0	0	0	0	750
	Putnam	0	0	3	0	1	0	1	0	0	0	0	1	0	0	0	0	0	0	9
	Stark	0	0	0	0	0	0	3	1	0	0	0	0	0	0	0	0	0	0	10
	Tazewell	0	3	9	8	3	39	46	49	0	0	0	0	0	0	0	0	0	0	230
10th	Circuit Total	3	16	33	21	29	159	163	156	0	0	0	1	0	0	0	0	0	0	1,027
11th	Ford	0	0	0	0	0	2	4	2	0	0	0	0	0	0	0	0	0	0	23
	Livingston	0	8	4	3	3	13	20	33	0	0	0	0	0	0	0	0	0	0	231
	Logan	6	6	15	8	0	1	4	8	2	0	0	1	0	0	0	0	0	0	72
	McLean	7	55	90	59	0	0	1	0	0	0	0	0	0	0	0	0	0	0	434
	Woodford	1	1	2	2	1	2	9	11	0	0	0	0	0	0	0	0	0	0	35
11th	Circuit Total	14	70	111	72	4	18	38	54	2	0	0	1	0	0	0	0	0	0	795



## SENTENCES IMPOSED ON DEFENDANTS CHARGED AND CONVICTED OF FELONIES DURING 1990 — continued

Circuit	County	SENTENCES																		Total Sentences *
		Probation or Conditional Discharge With Periodic Imprisonment				Probation or Conditional Discharge With Other Discretionary Conditions				Probation or Conditional Discharge With No Discretionary Conditions				Found Unfit To Be Sentenced or Executed						
		Class				Class				Class				Class						
		1	2	3	4	1	2	3	4	1	2	3	4	M	X	1	2	3	4	
12th	Will	14	46	44	23	48	184	124	111	1	0	0	0	0	0	0	0	0	0	1,135
12th	Circuit Total	14	46	44	23	48	184	124	111	1	0	0	0	0	0	0	0	0	0	1,135
13th	Bureau	0	8	15	8	1	0	0	7	0	0	0	0	0	0	0	0	0	0	67
	Grundy	0	5	2	7	1	1	2	16	0	0	1	0	0	0	0	0	0	0	54
	LaSalle	0	0	0	0	4	51	34	58	1	3	5	8	0	0	0	0	0	0	232
13th	Circuit Total	0	13	17	15	6	52	36	81	1	3	6	8	0	0	0	0	0	0	353
14th	Henry	0	4	13	23	1	5	18	18	0	0	0	1	0	0	0	0	0	0	132
	Mercer	0	3	0	0	0	5	5	2	0	1	0	1	0	0	0	0	0	0	21
	Rock Island	14	38	32	27	17	40	54	63	5	12	38	36	0	0	0	0	0	0	607
	Whiteside	0	0	0	0	14	50	52	86	0	0	0	0	0	1	0	0	0	0	292
14th	Circuit Total	14	45	45	50	32	100	129	169	5	13	38	38	0	1	0	0	0	0	1,052
15th	Carroll	0	0	0	0	3	10	12	5	0	1	0	0	0	0	0	0	0	0	71
	Jo Daviess	0	0	0	0	0	4	8	6	0	0	0	0	0	0	0	0	0	0	30
	Lee	3	10	11	15	3	9	10	11	0	0	1	0	0	0	0	0	0	0	101
	Ogle	1	19	7	9	4	16	13	12	1	1	0	0	0	0	0	0	0	0	111
	Stephenson	1	3	0	0	4	36	64	37	0	0	0	0	0	0	0	6	4	3	265
15th	Circuit Total	5	32	18	24	14	75	107	71	1	2	1	0	0	0	0	0	4	3	578
16th	DeKalb	1	5	6	11	5	14	28	36	0	1	1	0	0	0	0	0	0	0	164
	Kane	0	0	0	0	0	0	2	1	11	75	126	74	0	0	0	0	0	0	963
	Kendall	2	7	12	5	1	0	3	2	2	2	2	1	0	0	0	0	0	0	52
16th	Circuit Total	3	12	18	16	6	14	33	39	13	78	129	75	0	0	0	0	0	0	1,179
17th	Boone	0	14	9	7	0	21	11	13	0	6	10	8	0	0	0	0	0	0	141
	Winnebago	1	20	19	4	18	127	190	101	0	0	1	0	0	0	0	0	0	0	737
17th	Circuit Total	1	34	28	11	18	148	201	114	0	6	11	8	0	0	0	0	0	0	878
18th	DuPage	7	40	71	75	24	175	375	432	0	8	22	17	0	0	0	0	0	0	1,681
18th	Circuit Total	7	40	71	75	24	175	375	432	0	8	22	17	0	0	0	0	0	0	1,681
19th	Lake	39	140	136	89	19	87	136	164	2	9	19	12	0	0	0	0	0	0	1,350
	McHenry	22	31	35	32	11	20	47	58	1	0	1	3	0	0	0	0	0	0	369
19th	Circuit Total	61	171	171	121	30	107	183	220	3	9	20	15	0	0	0	0	0	0	1,719
20th	Monroe	1	0	0	1	0	5	4	14	0	2	3	1	0	0	0	0	0	0	48
	Perry	1	2	3	2	0	15	19	18	1	3	2	5	0	0	0	0	0	0	91
	Randolph	1	0	0	0	3	9	16	28	0	0	0	0	0	0	0	0	0	0	137
	St. Clair	0	1	1	0	43	217	253	230	0	0	0	0	0	0	0	0	0	0	1,133
	Washington	0	0	1	0	0	8	6	10	0	0	0	0	0	0	0	0	0	0	36
20th	Circuit Total	3	3	5	3	46	254	298	300	1	5	5	6	0	0	0	0	0	0	1,445
21st	Iroquois	1	0	2	1	0	6	12	8	0	0	0	0	0	0	0	0	0	0	57
	Kankakee	0	2	1	2	8	46	57	118	1	0	0	2	0	0	0	0	0	0	307
21st	Circuit Total	1	2	3	3	8	52	69	126	1	0	0	2	0	0	0	0	0	0	364
	Downstate Total	192	826	950	825	382	2,050	2,729	2,765	37	146	278	233	0	1	0	8	5	6	18,745
	Cook County	769	1,005	885	356	1,101	1,562	1,430	1,910	2,730	2,505	3,190	1,214	0	0	0	0	0	0	34,024
	State Total	961	1,831	1,835	1,181	1,483	3,612	4,159	4,675	2,767	2,651	3,468	1,447	0	1	0	8	5	6	52,769

\*Total Sentences in Cook and State do not include 186 from 1st District in Cook County. No breakdown available.

**FISCAL YEAR 1990**  
**TOTAL FINANCIAL ACTIVITY**  
**AS REPORTED BY THE CLERKS OF THE CIRCUIT COURT**

Circuit	County	Revenue of Clerk's Office							Clerk's Operating Expenses					
		Clerk's Fees	Court Automation Fees	Maintenance and Child Support Fund	Interest Paid on Invested Funds	IDPA IV-D Payments	Other	Clerk's Revenue Total	Clerk's Salary	All Other Office Personnel	Full Time Staff	Part Time Staff	Other Office Expenses	Total Clerk's Office Expenditures
1st	Alexander	\$59,785	\$8,477	\$165	\$0	\$0	\$0	\$68,427	\$19,000	\$36,000	3	0	\$9,300	\$64,300
	Jackson	244,968	34,164	20,088	18,924	0	0	318,144	33,428	12,747	10	0	27,686	73,861
	Johnson	51,170	8,793	2,412	2,618	0	0	64,993	23,000	43,200	4	0	7,429	73,629
	Massac	21,770	3,204	168	1,494	0	0	26,636	7,507	20,416	5	0	3,507	31,430
	Pope	15,166	1,440	0	0	0	0	16,606	16,500	6,100	0	1	5,866	28,466
	Pulaski	86,792	15,567	384	2,828	0	0	105,571	19,000	36,788	3	0	6,011	61,799
	Saline	117,122	12,731	812	0	0	0	130,665	26,500	81,275	8	1	52,700	160,475
	Union	88,035	12,746	4,467	0	0	7,095	112,343	23,500	54,266	4	1	32,367	110,133
	Williamson	245,557	30,150	12,791	39,718	0	0	328,216	31,930	139,599	11	2	18,447	189,976
1st	Circuit Total	\$930,365	\$127,272	\$41,287	\$65,582	\$0	\$7,095	\$1,171,601	\$200,365	\$430,391	48	5	\$163,313	\$794,069
2nd	Crawford	\$63,626	\$8,927	\$0	\$566	\$0	\$1,694	\$74,813	\$24,000	\$65,194	5	0	\$13,403	\$102,597
	Edwards	18,331	2,625	2,851	1,387	0	0	25,194	19,659	12,220	0	0	3,750	35,629
	Franklin	143,042	18,832	12,626	11,795	0	0	186,295	30,742	77,043	6	2	33,504	141,289
	Gallatin	23,219	2,770	0	4,224	0	0	30,213	19,570	22,400	1	2	5,333	47,303
	Hamilton	21,116	3,282	1,449	560	0	0	26,407	14,500	11,793	1	1	5,160	31,453
	Hardin	13,431	1,377	204	543	0	0	15,555	16,718	8,175	1	0	2,694	27,587
	Jefferson	141,302	19,305	0	10,722	0	0	171,329	26,500	96,252	7	0	49,750	172,502
	Lawrence	58,501	7,890	0	5,310	0	0	71,701	22,400	46,001	3	3	11,131	79,532
	Richland	62,040	8,880	8,306	7,078	0	0	86,304	24,823	47,144	4	0	9,151	81,118
	Wabash	56,532	6,720	8,780	12,225	0	0	84,257	21,500	49,081	3	2	14,747	85,328
	Wayne	69,530	10,963	8,241	4,185	0	0	92,919	19,500	48,800	4	0	24,376	92,676
	White	67,037	9,897	5,433	4,387	0	0	86,754	26,180	49,160	4	0	10,160	85,500
	Circuit Total	\$737,707	\$101,468	\$47,890	\$62,982	\$0	\$1,694	\$951,741	\$266,092	\$533,263	7	10	\$183,159	\$982,514
3rd	Bond	\$47,479	\$6,344	\$8,840	\$0	\$0	\$0	\$62,663	\$25,600	\$29,587	3	0	\$17,254	\$72,441
	Madison	1,788,901	138,879	63,635	141,266	228,000	253,681	2,614,362	45,000	131,348	66	14	349,823	526,171
3rd	Circuit Total	\$1,836,380	\$145,223	\$72,475	\$141,266	\$228,000	\$253,681	\$2,677,025	\$70,600	\$160,935	69	14	\$367,077	\$598,612
4th	Christian	\$120,381	\$16,428	\$0	\$3,439	\$0	\$0	\$140,248	\$28,500	\$117,560	8	0	\$33,951	\$180,011
	Clay	51,104	6,514	8,144	0	0	0	65,762	24,336	45,679	3	0	6,405	76,420
	Clinton	114,916	14,621	11,881	6,931	0	0	129,173	29,750	104,363	8	0	31,810	165,923
	Effingham	161,175	22,343	10,199	3,844	0	7,842	205,403	25,000	97,908	7	1	24,584	147,492
	Fayette	104,698	14,615	11,464	2,000	0	5,245	138,022	22,000	55,422	4	0	17,592	95,014
	Jasper	47,754	7,450	0	7,462	0	291	62,957	23,957	31,826	2	1	13,387	69,170
	Marion	205,328	29,449	26,688	11,350	0	0	272,815	30,385	155,395	9	2	21,000	206,780
	Montgomery	157,417	23,701	180	9,806	0	0	191,104	27,000	105,318	7	0	20,673	152,991
	Shelby	69,687	9,141	10,932	3,988	0	0	93,748	28,000	57,162	5	0	16,400	101,562
	Circuit Total	\$1,032,460	\$144,262	\$79,488	\$48,820	\$0	\$13,378	\$1,318,408	\$238,928	\$770,633	53	4	\$185,802	\$1,195,363
5th	Clark	\$93,587	\$13,939	\$4,576	\$5,760	\$0	\$0	\$117,862	\$22,145	\$48,274	4	1	\$13,786	\$84,205
	Coles	231,858	6,930	19,971	6,252	0	9,606	274,617	29,100	120,783	9	1	10,165	160,048
	Cumberland	41,757	7,512	3,293	3,742	0	0	56,304	18,560	16,974	1	1	4,500	40,034
	Edgar	81,460	9,793	6,406	4,137	0	430	102,226	24,718	64,676	5	0	19,670	109,064
	Vermilion	360,919	46,132	52,113	32,663	0	1,905	493,732	29,500	27,060	21	10	52,315	108,875
	Circuit Total	\$809,581	\$84,306	\$86,359	\$52,554	\$0	\$11,941	\$1,044,741	\$124,023	\$277,767	40	13	\$100,436	\$502,226



**FISCAL YEAR 1990**  
**TOTAL FINANCIAL ACTIVITY**  
**AS REPORTED BY THE CLERKS OF THE CIRCUIT COURT**

Circuit	County	Revenue of Clerk's Office							Clerk's Operating Expenses					
		Clerk's Fees	Court Automation Fees	Maintenance and Child Support Fund	Interest Paid on Invested Funds	IDPA IV-D Payments	Other	Clerk's Revenue Total	Clerk's Salary	All Other Office Personnel	Full Time Staff	Part Time Staff	Other Office Expenses	Total Clerk's Office Expenditures
6th ...	Champaign ...	\$730,469	\$100,692	\$18,425	\$101,145	\$30,257	\$2,749	\$983,737	\$32,452	\$416,832	27	1	\$156,479	\$605,763
	DeWitt ...	115,801	10,597	12,509	0	0	46	138,953	22,000	82,494	6	1	19,190	123,684
	Douglas ...	70,090	12,110	472	3,274	0	0	85,946	31,930	97,333	7	1	14,058	143,321
	Macon ...	762,726	108,405	2,437	28,819	60,000	0	962,387	40,000	525,000	36	9	200,000	765,000
	Moultrie ...	46,917	7,002	0	1,491	0	0	55,410	25,064	63,045	5	1	78,127	166,236
	Piatt ...	56,535	2,614	1,140,589	5,288	0	14,574	1,219,600	27,560	84,893	6	0	35,304	147,757
6th ...	Circuit Total .	\$1,782,538	\$241,420	\$1,174,432	\$140,017	\$90,257	\$17,369	\$3,446,033	\$179,006	\$1,269,597	87	13	\$503,158	\$1,951,761
7th ...	Greene ...	\$34,689	\$2,369	\$2,523	\$1,893	\$0	\$0	\$41,474	\$22,198	\$36,000	3	0	\$4,934	\$63,132
	Jersey ...	101,614	14,203	6,348	2,986	0	0	125,151	21,500	61,649	4	1	11,248	94,397
	Macoupin ...	213,428	25,655	17,561	10,489	0	164,000	431,133	29,801	205,318	12	0	30,680	265,799
	Morgan ...	134,644	19,137	14,802	7,549	0	1,376	0	27,000	128,053	6	5	27,289	182,342
	Sangamon ...	841,471	126,526	44,169	111,705	35,569	0	1,159,440	39,000	705,280	45	3	234,982	979,262
	Scott ...	17,127	0	0	0	0	0	17,127	20,400	13,300	1	0	3,559	37,259
7th ...	Circuit Total .	\$1,342,973	\$187,890	\$85,403	\$134,622	\$35,569	\$165,376	\$1,951,833	\$159,899	\$1,149,600	71	9	\$312,692	\$1,622,191
8th ...	Adams ...	\$293,590	\$39,811	\$5,503	\$35,255	\$0	\$0	\$374,159	\$30,000	\$163,533	13	2	\$115,650	\$309,183
	Brown ...	30,035	3,990	2,244	2,531	0	0	38,800	15,800	21,014	0	0	6,229	43,043
	Calhoun ...	20,761	2,652	696	2,415	0	1,984	28,508	15,500	7,638	0	2	6,265	29,403
	Cass ...	55,572	7,299	6,177	3,365	0	261	72,674	23,100	34,150	3	0	11,690	68,940
	Mason ...	70,657	8,674	0	3,882	0	0	83,213	24,810	55,366	4	1	15,006	95,182
	Menard ...	29,247	3,819	1,005	1,474	0	143	35,688	27,500	43,835	2	2	11,923	83,258
	Pike ...	67,407	9,639	1,151	0	0	0	78,197	20,500	57,065	5	0	13,500	91,065
	Schuyler ...	27,742	4,415	2,509	0	0	0	34,666	20,500	27,207	2	0	16,588	64,295
8th ...	Circuit Total .	\$595,011	\$80,299	\$19,285	\$48,922	\$0	\$2,388	\$745,905	\$177,710	\$409,808	29	7	\$196,851	\$784,369
9th ...	Fulton ...	\$127,849	\$18,686	\$22,136	\$699	\$0	\$9,646	\$179,016	\$25,750	\$87,321	7	1	\$32,478	\$145,549
	Hancock ...	70,043	6,347	6,249	2,065	0	0	84,704	27,295	45,245	4	0	13,305	85,845
	Henderson ...	43,414	5,747	4,275	0	0	0	53,436	19,467	40,662	2	2	12,773	72,902
	Knox ...	356,245	37,365	35,463	0	0	0	429,073	27,000	213,495	17	3	84,084	324,579
	McDonough ...	120,296	19,547	16,997	5,035	0	4,835	166,710	25,000	14,200	11	0	18,500	57,700
	Warren ...	94,461	14,511	16,274	3,127	0	0	128,373	14,200	77,350	6	0	29,750	121,300
9th ...	Circuit Total .	\$812,308	\$102,203	\$101,394	\$10,926	\$0	\$14,481	\$1,041,312	\$138,712	\$478,273	47	6	\$190,890	\$807,875
10th ...	Marshall ...	\$53,417	\$12,194	\$3,937	\$0	\$0	\$0	\$69,548	\$20,353	\$43,997	3	2	\$39,089	\$103,439
	Peoria ...	983,062	97,796	85,928	43,417	139,021	58,994	1,408,218	39,104	838,208	57	2	424,346	1,301,658
	Putnam ...	20,737	4,414	282	1,540	0	0	26,973	19,750	11,289	1	1	11,731	42,770
	Stark ...	15,096	822	0	0	0	1,827	17,745	17,500	17,722	1	1	5,708	40,930
	Tazewell ...	719,778	68,509	32,391	26,863	0	0	847,541	32,237	358,105	26	3	20,420	410,762
10th ...	Circuit Total .	\$1,792,090	\$183,735	\$122,538	\$71,820	\$139,021	\$60,821	\$2,370,025	\$128,944	\$1,269,321	88	9	\$501,294	\$1,899,559
11th ...	Ford ...	\$60,152	\$9,309	\$311	\$479	\$0	\$0	\$70,251	\$24,000	\$36,367	3	0	\$20,011	\$80,378
	Livingston ...	177,866	28,050	3,133	7,095	0	918	217,062	31,000	122,251	8	1	30,512	183,763
	Logan ...	128,784	25,864	17,000	13,072	0	0	184,720	27,000	146,300	7	4	20,432	193,732
	McLean ...	697,946	106,278	18,987	82,250	0	0	905,461	35,830	566,939	32	24	175,558	778,327
	Woodford ...	126,352	21,745	1,541	0	0	1,525	151,163	29,500	88,975	5	2	61,140	179,615
11th ...	Circuit Total .	\$1,191,100	\$191,246	\$40,972	\$102,896	\$0	\$2,443	\$1,528,657	\$147,330	\$960,832	55	31	\$307,653	\$1,415,815



**FISCAL YEAR 1990**  
**TOTAL FINANCIAL ACTIVITY**  
**AS REPORTED BY THE CLERKS OF THE CIRCUIT COURT**

Circuit	County	Revenue of Clerk's Office							Clerk's Operating Expenses					
		Clerk's Fees	Court Automation Fees	Maintenance and Child Support Fund	Interest Paid on Invested Funds	IDPA IV-D Payments	Other	Clerk's Revenue Total	Clerk's Salary	All Other Office Personnel	Full Time Staff	Part Time Staff	Other Office Expenses	Total Clerk's Office Expenditures
12th ..	Will .....	\$3,251,988	\$266,063	\$180,443	\$37,374	\$0	\$641,851	\$4,377,719	\$54,800	\$1,637,918	97	5	\$169,589	\$1,862,307
12th ..	Circuit Total .....	\$3,251,988	\$266,063	\$180,443	\$37,374	\$0	\$641,851	\$4,377,719	\$54,800	\$1,637,918	97	5	\$169,589	\$1,862,307
13th ..	Bureau .....	\$174,525	\$27,406	\$14,852	\$2,725	\$0	\$983	\$220,491	\$31,000	\$129,320	9	6	\$52,480	\$221,800
	Grundy .....	125,289	21,127	15,935	4,457	0	2,594	169,402	28,000	72,350	4	2	24,611	124,961
	LaSalle .....	426,099	64,592	0	26,005	0	0	516,696	32,000	459,863	32	1	20,560	512,423
13th ..	Circuit Total .....	\$725,913	\$113,125	\$30,787	\$33,187	\$0	\$3,577	\$906,589	\$91,000	\$661,533	45	9	\$97,651	\$850,184
14th ..	Henry .....	\$217,971	\$35,512	\$35,101	\$17,599	\$0	\$0	\$306,183	\$29,099	\$158,539	14	2	\$18,990	\$206,628
	Mercer .....	54,975	7,143	7,550	2,653	0	0	72,321	24,600	34,205	3	0	26,104	84,909
	Rock Island .....	761,790	109,963	94,284	0	0	0	966,037	32,500	472,457	31	0	253,107	758,064
	Whiteside .....	254,335	33,384	28,900	1,182	0	0	317,801	31,500	152,734	11	1	36,112	220,346
14th ..	Circuit Total .....	\$1,289,071	\$186,002	\$165,835	\$21,434	\$0	\$0	\$1,662,342	\$117,699	\$817,935	59	3	\$334,313	\$1,269,947
15th ..	Carroll .....	\$64,146	\$8,490	\$8,095	\$0	\$0	\$0	\$80,731	\$20,000	\$31,600	3	1	\$6,969	\$58,569
	Jo Daviess .....	94,331	22,033	0	9,065	0	571	126,000	21,000	49,115	4	0	10,800	80,915
	Lee .....	181,779	25,809	15,658	2,408	0	0	225,654	33,750	161,549	11	1	33,329	228,628
	Ogle .....	169,571	23,030	18,162	0	0	10,869	221,632	31,310	150,156	9	3	44,514	225,980
	Stephenson .....	240,372	36,732	19,724	18,712	0	460,625	776,165	30,000	152,144	10	2	14,349	196,493
15th ..	Circuit Total .....	\$750,199	\$116,094	\$61,639	\$30,185	\$0	\$472,065	\$1,430,182	\$136,060	\$544,564	37	7	\$109,961	\$790,585
16th ..	DeKalb .....	\$308,418	\$51,586	\$11,810	\$28,201	\$0	\$0	\$400,015	\$38,100	\$62,069	17	3	\$0	\$100,169
	Kane .....	1,597,275	237,510	100,656	233,575	0	7,120	2,176,136	44,000	1,535,437	95	2	320,048	1,899,485
	Kendall .....	130,920	20,352	7,500	13,380	0	0	172,152	28,500	106,566	6	3	58,498	193,564
16th ..	Circuit Total .....	\$2,036,613	\$309,448	\$119,966	\$275,156	\$0	\$7,120	\$2,748,303	\$110,600	\$1,704,072	118	8	\$378,546	\$2,193,218
17th ..	Boone .....	\$164,651	\$3,471	\$9,259	\$11,097	\$0	\$950	\$189,428	\$25,415	\$139,976	9	1	\$19,596	\$184,987
	Winnebago .....	1,297,777	167,816	9,761	70,887	0	11,817	1,558,058	37,500	964,644	61	4	121,849	1,123,993
17th ..	Circuit Total .....	\$1,462,428	\$171,287	\$19,020	\$81,984	\$0	\$12,767	\$1,747,486	\$62,915	\$1,104,620	70	5	\$141,445	\$1,308,980
18th ..	DuPage .....	\$7,532,944	\$635,672	\$18,159	\$631,500	\$0	\$0	\$8,818,275	\$63,500	\$3,479,933	173	11	\$3,404,796	\$6,948,229
18th ..	Circuit Total .....	\$7,532,944	\$635,672	\$18,159	\$631,500	\$0	\$0	\$8,818,275	\$63,500	\$3,479,933	173	11	\$3,404,796	\$6,948,229
19th ..	Lake .....	\$3,066,347	\$407,780	\$0	\$173,412	\$0	\$0	\$3,647,539	\$50,000	\$1,909,720	95	9	\$72,678	\$2,032,398
	McHenry .....	979,716	159,024	1,213	59,380	0	0	1,199,333	44,000	810,615	49	4	129,895	984,510
19th ..	Circuit Total .....	\$4,046,063	\$566,804	\$1,213	\$232,792	\$0	\$0	\$4,846,872	\$94,000	\$2,720,335	144	13	\$202,573	\$3,016,908
20th ..	Monroe .....	\$57,679	\$8,042	\$5,934	\$2,496	\$0	\$1,239	\$75,390	\$31,675	\$62,859	3	3	\$16,013	\$110,547
	Perry .....	87,410	10,899	0	0	0	0	98,309	27,000	57,868	4	1	15,187	100,055
	Randolph .....	118,233	13,161	3,214	10,030	0	0	144,638	26,650	59,990	6	0	23,969	110,609
	St. Clair .....	256,911	200,705	4,402	170,617	2,071,868	0	2,704,503	43,602	935,656	62	3	75,454	1,054,712
	Washington .....	56,766	3,564	4,880	4,830	0	0	70,040	24,000	27,280	2	0	5,409	56,689
20th ..	Circuit Total .....	\$576,999	\$236,371	\$18,430	\$187,973	\$2,071,868	\$1,239	\$3,092,880	\$152,927	\$1,143,653	77	7	\$136,032	\$1,432,612
21st ..	Iroquois .....	\$148,515	\$17,216	\$1,025,920	\$20,464	\$0	\$662,602	\$1,874,717	\$30,500	\$935,656	7	1	\$46,013	\$1,012,169
	Kankakee .....	419,940	54,847	44,123	38,205	0	0	557,115	30,000	286,214	25	1	316,214	632,428
21st ..	Circuit Total .....	\$568,455	\$72,063	\$1,070,043	\$58,669	\$0	\$662,602	\$2,431,832	\$60,500	\$1,221,870	32	2	\$362,227	\$1,644,597
	Cook County .....	\$55,550,054	\$6,849,869	\$250,287	\$4,878,346	\$5,725,009	\$0	\$73,253,565	\$55,000	\$35,770,105	1,915	40	\$10,081,168	\$45,906,273
	Downstate Total .....	\$35,103,186	\$4,262,253	\$3,557,058	\$2,470,661	\$2,564,715	\$2,351,888	\$50,309,761	\$2,775,610	\$22,746,853	1,446	191	\$8,349,458	\$33,871,921
	State Total .....	\$90,653,240	\$11,112,122	\$3,807,345	\$7,349,007	\$8,289,724	\$2,351,888	\$123,563,326	\$2,830,610	\$58,516,958	3,361	231	\$18,430,626	\$79,778,194



# DISTRIBUTION OF FUNDS HELD IN TRUST OR AGENCY CAPACITY

Circuit	County	Maintenance and Child Support	Fines, Penalties, Assessments, and Forfeitures					State Conservation Department Funds
			Municipals	Townships	County Criminal	County Traffic	Subtotal Local Disbursements	
1st	Alexander	\$281,517	\$28,519	\$0	\$17,970	\$27,083	\$73,572	\$2,910
	Jackson	1,815,461	304,527	0	114,943	121,002	540,472	4,757
	Johnson	214,096	10,292	0	58,123	91,656	160,071	6,265
	Massac	194,554	11,424	0	15,387	24,873	51,684	408
	Pope	133,429	108	0	19,463	11,515	31,086	2,304
	Pulaski	242,968	14,651	0	8,772	127,131	150,554	407
	Saline	1,124,633	73,912	50	80,959	125,034	279,955	1,182
	Union	403,801	44,694	0	40,993	62,751	148,438	3,639
	Williamson	1,718,599	123,561	0	77,063	152,227	352,851	5,203
1st	Circuit Total	\$6,129,058	\$611,688	\$50	\$433,673	\$743,272	\$1,788,683	\$27,075
2nd	Crawford	\$943,128	\$50,400	\$0	\$19,517	\$39,386	\$109,303	\$849
	Edwards	290,272	6,781	0	4,117	16,277	27,175	172
	Franklin	1,736,780	73,833	0	0	147,757	221,590	4,683
	Gallatin	205,970	7,945	0	22,991	23,836	54,772	1,178
	Hamilton	187,197	2,784	0	12,077	17,421	32,282	400
	Hardin	140,338	4,392	0	9,105	4,087	17,584	1,798
	Jefferson	1,817,565	47,392	1,102	78,812	124,063	251,369	3,590
	Lawrence	543,509	22,563	0	13,217	59,984	95,764	952
	Richland	543,265	43,305	0	19,909	54,309	117,523	642
	Wabash	678,878	44,604	0	17,721	29,450	91,775	527
	Wayne	691,674	14,065	0	16,501	88,811	119,377	890
	White	519,489	23,800	0	26,132	86,013	135,945	2,183
2nd	Circuit Total	\$8,298,065	\$341,864	\$1,102	\$240,099	\$691,394	\$1,274,459	\$17,864
3rd	Bond	\$202,855	\$9,671	\$0	\$20,970	\$41,179	\$71,820	\$1,217
	Madison	10,095,783	1,243,011	25,585	70,862	618,855	1,958,313	6,350
3rd	Circuit Total	\$10,298,638	\$1,252,682	\$25,585	\$91,832	\$660,034	\$2,030,133	\$7,567
4th	Christian	\$1,691,345	\$69,285	\$1,752	\$57,985	\$83,638	\$212,660	\$6,183
	Clay	481,408	33,451	0	32,430	58,587	124,468	319
	Clinton	648,253	101,538	0	98,387	75,860	275,785	3,945
	Effingham	1,304,547	85,524	1,047	103,750	177,029	367,350	776
	Fayette	770,658	32,392	72	53,866	91,064	177,394	1,985
	Jasper	271,482	5,622	0	16,648	80,017	102,287	1,567
	Marion	1,963,673	152,017	0	43,460	189,881	385,358	1,814
	Montgomery	1,059,813	71,257	2,061	86,619	211,303	371,240	3,327
	Shelby	455,751	33,963	0	76,327	56,433	166,723	9,701
4th	Circuit Total	\$8,646,930	\$585,049	\$4,932	\$569,472	\$1,023,812	\$2,183,265	\$29,617
5th	Clark	\$720,874	\$32,693	\$0	\$23,641	\$68,686	\$125,020	\$3,553
	Coles	2,537,772	173,876	0	81,770	121,505	377,151	2,749
	Cumberland	393,783	17,072	0	6,935	14,102	38,109	1,479
	Edgar	792,263	49,269	1,351	36,498	44,865	131,983	1,341
	Vermilion	5,372,516	291,312	10,028	128,070	202,470	631,880	6,604
5th	Circuit Total	\$9,817,208	\$564,222	\$11,379	\$276,914	\$451,628	\$1,304,143	\$15,726
6th	Champaign	\$4,974,454	\$606,460	\$18,780	\$62,452	\$301,528	\$989,220	\$506
	Dewitt	1,105,120	35,036	20	40,638	62,502	138,196	7,985
	Douglas	941,031	22,640	0	7,376	83,730	113,746	141
	Macon	10,306,091	612,604	24	252,840	139,112	1,004,580	1,552
	Moultrie	863,915	9,072	0	31,968	64,637	105,677	4,222
	Piatt	1,140,589	15,328	0	12,150	60,907	88,385	252
6th	Circuit Total	\$21,331,200	\$1,301,140	\$18,824	\$407,424	\$712,416	\$2,439,804	\$14,658
7th	Greene	\$29,786	\$23,557	\$0	\$8,758	\$33,208	\$65,523	\$825
	Jersey	598,486	54,050	0	32,893	91,175	178,118	4,648
	Macoupin	1,737,928	120,542	0	41,057	89,937	251,536	1,677
	Morgan	1,860,141	142,007	0	45,743	66,656	254,406	1,030
	Sangamon	9,794,650	498,901	0	107,409	449,051	1,055,361	2,564
	Scott	176,808	1,809	0	1,143	25,496	28,448	360
7th	Circuit Total	\$14,197,799	\$840,866	\$0	\$237,003	\$755,523	\$1,833,392	\$11,104
8th	Adams	\$3,045,235	\$246,400	\$0	\$137,091	\$93,797	\$477,288	\$7,747
	Brown	322,572	5,139	0	32,734	24,964	62,837	1,277
	Calhoun	81,098	3,315	0	19,161	25,990	48,466	3,190
	Cass	513,636	36,379	0	29,992	28,104	94,475	3,043
	Mason	616,268	41,788	0	35,373	55,476	132,637	2,367
	Menard	480,401	16,797	0	13,883	22,518	53,198	564
	Pike	586,175	24,645	0	10,798	70,665	106,108	3,468
	Schuyler	298,886	6,389	308	12,362	29,640	48,699	1,611
8th	Circuit Total	\$5,944,271	\$380,852	\$308	\$291,394	\$351,154	\$1,023,708	\$21,267

## AND OF COLLECTIONS MADE FOR OTHERS

State Police (Overweights)	Illinois State Toll Highway Authority	Juvenile Drug Abuse Fund	Drug Traffic Prevention Fund	Violent Crimes Assistance Fund	Traffic & Criminal Conviction Surcharge	Driver Education Fund	Total State Expenditures	Total State and Local Disbursements	County	Circuit
\$0	\$0	\$0	\$0	\$5,226	\$16,576	\$12,390	\$37,102	\$110,674	Alexander	1st
5,625	0	0	38,089	52,305	59,515	45,400	205,691	746,163	Jackson	
4,140	0	0	11,948	13,510	22,241	10,774	68,878	228,949	Johnson	
2,189	0	366	62	3,477	6,397	5,020	17,919	69,603	Massac	
260	0	338	2,098	2,441	3,718	1,615	12,774	43,860	Pope	
0	0	0	0	3,891	25,760	24,658	54,716	205,270	Pulaski	
3,391	0	750	0	20,497	22,684	10,630	59,134	339,089	Saline	
31,952	0	173	0	10,623	20,122	13,590	80,099	228,537	Union	
138,068	0	0	0	14,448	60,535	23,418	241,672	594,523	Williamson	
\$185,625	\$0	\$1,627	\$52,197	\$126,418	\$237,548	\$147,495	\$777,985	2,566,668	Circuit Total	1st
\$0	\$0	\$0	\$0	\$6,578	\$13,971	\$11,467	\$32,865	\$142,168	Crawford	2nd
3,980	0	0	0	1,678	4,437	4,349	14,616	41,791	Edwards	
14,175	0	1,130	822	10,716	30,915	26,041	88,482	310,072	Franklin	
5,920	0	133	296	3,322	6,375	3,439	20,663	75,435	Gallatin	
3,612	0	75	0	1,825	4,198	1,624	11,734	44,016	Hamilton	
0	0	0	0	1,086	2,378	1,483	6,745	24,329	Hardin	
8,660	0	1,773	26,295	15,888	32,528	18,777	107,511	358,880	Jefferson	
13,545	0	309	0	7,864	13,978	11,560	48,208	143,972	Lawrence	
11,595	0	0	0	9,822	16,598	12,326	50,983	168,506	Richland	
1,555	0	154	1,085	11,343	11,487	8,686	34,837	126,612	Wabash	
2,902	0	1,245	8,716	7,607	16,041	14,423	51,824	171,201	Wayne	
18,890	0	0	199	6,444	14,867	10,576	53,159	189,104	White	
\$84,834	\$0	\$4,819	\$37,413	\$84,173	\$167,773	\$124,751	\$521,627	\$1,796,086	Circuit Total	2nd
\$1,125	\$0	\$0	\$0	\$7,366	\$10,085	\$5,932	\$25,725	\$97,545	Bond	3rd
282,770	0	0	0	71,643	287,562	108,058	756,383	2,714,696	Madison	
\$283,895	\$0	\$0	\$0	\$79,009	\$297,647	\$113,990	\$782,108	\$2,812,241	Circuit Total	3rd
\$27,570	\$0	\$10	\$606	\$22,538	\$31,827	\$22,175	\$110,909	\$323,569	Christian	4th
4,225	0	456	4,573	13,920	16,361	11,885	51,739	176,207	Clay	
3,519	0	25,360	0	23,487	38,823	14,252	109,386	385,171	Clinton	
12,155	0	76	228	33,303	51,651	37,505	135,694	503,044	Effingham	
117,770	0	12,851	6,145	10,809	36,800	17,747	204,107	381,501	Fayette	
7,141	0	1,173	0	9,376	14,616	9,358	43,231	145,518	Jasper	
7,875	0	2,490	2,485	39,534	56,673	47,257	158,128	543,486	Marion	
97,749	0	125	845	21,195	52,493	32,174	207,908	579,148	Montgomery	
0	0	161	508	17,302	21,369	10,996	60,037	226,760	Shelby	
\$278,004	\$0	\$42,702	\$15,390	\$191,464	\$320,613	\$203,349	\$1,081,139	\$3,264,404	Circuit Total	4th
\$263,976	\$0	\$0	\$0	\$10,771	\$48,818	\$15,801	\$342,919	\$467,939	Clark	5th
1,860	0	0	0	31,323	42,130	27,239	105,301	482,452	Coles	
37,088	0	0	0	4,580	11,814	10,467	65,428	103,537	Cumberland	
18,418	0	249	1,747	9,596	21,491	9,913	62,755	194,738	Edgar	
26,894	0	0	20,689	87,504	95,759	77,339	314,789	946,669	Vermilion	
\$348,236	\$0	\$249	\$22,436	\$143,774	\$220,012	\$140,759	\$891,192	\$2,195,335	Circuit Total	5th
\$45,874	\$0	\$7,544	\$0	\$86,273	\$134,703	\$104,151	\$379,051	\$1,368,271	Champaign	6th
25,770	0	0	0	13,887	19,812	13,360	80,814	219,010	Dewitt	
8,587	0	0	1,514	6,951	16,279	12,508	45,980	159,726	Douglas	
30,940	0	2,665	446	64,443	123,358	67,368	290,772	1,295,352	Macon	
1,865	0	0	0	5,904	13,695	10,578	36,264	141,941	Moultrie	
2,280	0	0	0	6,724	12,256	10,745	32,257	120,642	Piatt	
\$115,316	\$0	\$10,209	\$1,960	\$184,182	\$320,103	\$218,710	\$865,138	\$3,304,942	Circuit Total	6th
\$0	\$0	\$0	\$0	\$2,932	\$5,318	\$4,212	\$13,287	\$78,810	Greene	7th
\$12,128	0	2,033	0	18,385	24,558	11,213	72,965	251,083	Jersey	
0	0	0	0	24,202	39,410	31,344	96,633	348,169	Macoupin	
3,676	0	22	714	24,632	33,409	17,959	81,442	335,848	Morgan	
93,685	0	6,213	17,394	76,417	115,151	97,834	409,258	1,464,619	Sangamon	
1,986	0	0	0	1,423	3,603	2,744	10,116	38,564	Scott	
\$111,475	\$0	\$8,268	\$18,108	\$147,991	\$221,449	\$165,306	\$683,701	\$2,517,093	Circuit Total	7th
\$11,316	\$0	\$4,407	\$30,847	\$35,342	\$68,097	\$42,852	\$198,608	\$675,896	Adams	8th
1,580	0	886	2,162	7,054	8,400	5,150	26,509	89,346	Brown	
742	0	0	0	6,186	6,529	3,748	20,395	68,861	Calhoun	
260	0	104	0	13,228	12,773	9,357	38,765	133,240	Cass	
11,957	0	265	75	8,438	18,786	12,866	54,754	187,391	Mason	
3,423	0	81	193	4,854	7,197	5,300	21,612	74,810	Menard	
31,166	0	159	0	10,268	17,153	10,040	72,254	178,362	Pike	
8,325	0	206	414	4,444	7,773	4,030	26,803	75,502	Schuyler	
\$68,769	\$0	\$6,108	\$33,691	\$89,814	\$146,708	\$93,343	\$459,700	\$1,483,408	Circuit Total	8th



# DISTRIBUTION OF FUNDS HELD IN TRUST OR AGENCY CAPACITY

Circuit	County	Maintenance and Child Support	Fines, Penalties, Assessments, and Forfeitures					
			Municipals	Townships	County Criminal	County Traffic	Subtotal Local Disbursements	State Conservation Department Funds
9th	Fulton	\$2,351,483	\$77,410	\$0	\$50,896	\$100,639	\$228,945	\$4,918
	Hancock	918,991	30,612	263	19,640	51,956	102,471	3,831
	Henderson	359,636	2,958	0	8,896	60,264	72,118	1,488
	Knox	4,091,984	174,958	0	57,811	124,261	357,030	2,275
	McDonough	1,324,299	90,777	5,224	51,375	80,341	227,717	4,506
	Warren	1,095,530	47,417	94	32,446	64,290	144,247	396
9th	Circuit Total	\$10,141,923	\$424,132	\$5,581	\$221,064	\$481,751	\$1,132,528	\$17,414
10th	Marshall	\$638,541	\$19,618	\$0	\$9,299	\$49,098	\$78,015	\$1,324
	Peoria	11,877,738	582,328	2,173	239,189	35,302	858,992	9,349
	Putnam	236,508	7,548	0	5,097	39,471	52,116	1,179
	Stark	246,269	5,690	0	4,171	15,919	25,780	756
	Tazewell	6,907,973	560,286	0	173,792	212,292	946,370	4,171
10th	Circuit Total	\$19,907,029	\$1,175,470	\$2,173	\$431,548	\$352,082	\$1,961,273	\$16,779
11th	Ford	\$424,302	\$41,172	\$6,354	\$27,949	\$57,585	\$133,060	\$389
	Livingston	1,830,363	94,169	4,632	37,337	283,151	419,289	1,801
	Logan	1,357,314	84,811	0	30,517	172,906	288,234	1,064
	McLean	3,844,277	812,887	0	0	0	812,887	1,703
	Woodford	1,124,790	64,568	0	23,085	192,751	280,404	256
11th	Circuit Total	\$8,581,046	\$1,097,607	\$10,986	\$118,888	\$706,393	\$1,933,874	\$5,213
12th	Will	\$20,381,665	\$1,481,047	\$356,449	\$254,382	\$488,257	\$2,580,135	\$5,223
12th	Circuit Total	\$20,381,665	\$1,481,047	\$356,449	\$254,382	\$488,257	\$2,580,135	\$5,223
13th	Bureau	\$1,715,746	\$49,907	\$2,025	\$104,011	\$198,999	\$354,942	\$1,904
	Grundy	2,125,645	120,767	212	45,797	137,237	304,013	6,039
	LaSalle	4,590,066	262,420	2,172	68,399	284,738	617,729	17,086
13th	Circuit Total	\$8,431,457	\$433,094	\$4,409	\$218,207	\$620,974	\$1,276,684	\$25,029
14th	Henry	\$2,657,667	\$182,686	\$27,759	\$152,210	\$227,120	\$589,775	\$1,353
	Mercer	876,756	27,275	0	25,341	53,589	106,205	2,402
	Rock Island	11,408,168	897,230	0	0	0	897,230	11,909
	Whiteside	3,756,689	237,223	253	196,864	118,076	552,416	2,762
14th	Circuit Total	\$18,699,280	\$1,344,414	\$28,012	\$374,415	\$398,785	\$2,145,626	\$18,426
15th	Carroll	\$680,599	\$43,595	\$0	\$22,612	\$35,090	\$101,297	\$6,287
	Jo Daviess	636,943	91,394	0	42,096	86,769	220,259	7,251
	Lee	1,976,044	146,966	1,692	58,316	212,996	419,970	1,173
	Ogle	1,716,308	156,818	500	48,559	189,243	395,120	6,090
	Stephenson	253,237	122,051	8,388	106,875	281,225	518,539	2,315
15th	Circuit Total	\$5,263,131	\$560,824	\$10,580	\$278,458	\$805,323	\$1,655,185	\$23,116
16th	DeKalb	\$1,869,597	\$308,348	\$4,236	\$68,944	\$162,412	\$543,940	\$1,870
	Kane	15,743,535	1,388,448	11,364	105,820	281,569	1,787,201	2,629
	Kendall	1,547,324	138,094	6,414	16,209	117,781	278,498	3,617
16th	Circuit Total	\$19,160,456	\$1,834,890	\$22,014	\$190,973	\$561,762	\$2,609,639	\$8,116
17th	Boone	\$1,215,044	\$107,849	\$0	\$41,672	\$213,254	\$362,775	\$3,884
	Winnebago	6,652,257	1,168,176	19,451	399,132	612,999	2,199,758	10,681
17th	Circuit Total	\$7,867,301	\$1,276,025	\$19,451	\$440,804	\$826,253	\$2,562,533	\$14,565
18th	DuPage	\$29,640,634	\$5,612,153	\$32,609	\$210,288	\$490,672	\$6,345,722	\$16
18th	Circuit Total	\$29,640,634	\$5,612,153	\$32,609	\$210,288	\$490,672	\$6,345,722	\$16
19th	Lake	\$12,599,074	\$4,392,360	\$31,655	\$241,077	\$334,781	\$4,999,873	\$21,053
	McHenry	4,634,489	1,984,293	77,237	171,443	336,352	2,569,325	8,857
19th	Circuit Total	\$17,233,563	\$6,376,653	\$108,892	\$412,520	\$671,133	\$7,569,198	\$29,910
20th	Monroe	\$97,381	\$36,765	\$2,260	\$17,915	\$36,511	\$93,451	\$1,131
	Perry	1,214,819	74,718	0	66,259	89,102	230,079	3,018
	Randolph	1,913,901	67,844	0	55,793	73,770	197,407	3,276
	St. Clair	6,745,013	1,318,783	0	13,929	638,779	1,971,491	3,066
	Washington	16,718	17,889	0	24,005	73,997	115,891	1,366
20th	Circuit Total	\$9,987,832	\$1,515,999	\$2,260	\$177,901	\$912,159	\$2,608,319	\$11,857
21st	Iroquois	\$1,027,989	\$49,812	\$0	\$139,126	\$192,220	\$381,158	\$3,300
	Kankakee	4,467,813	212,673	0	41,635	164,627	418,935	6,281
21st	Circuit Total	\$5,495,802	\$262,485	\$0	\$180,761	\$356,847	\$800,093	\$9,581
	Cook County	\$85,647,975	\$13,330,049	\$12,577	\$3,497,919	\$16,731,186	\$33,571,731	\$2,818
	Downstate Total	\$265,454,288	\$29,273,156	\$665,596	\$6,058,020	\$13,061,624	\$49,058,396	\$330,123
	State Total	\$351,102,263	\$42,603,205	\$678,173	\$9,555,939	\$29,792,810	\$82,630,127	\$332,941



## AND OF COLLECTIONS MADE FOR OTHERS

State Police (Overweights)	Illinois State Toll Highway Authority	Juvenile Drug Abuse Fund	Drug Traffic Prevention Fund	Violent Crimes Assistance Fund	Traffic & Criminal Conviction Surcharge	Driver Education Fund	Total State Expenditures	Total State and Local Disbursements	County	Circuit
\$2,750	\$0	\$114	\$0	\$18,026	\$32,372	\$16,476	\$74,656	\$303,601	Fulton	9th
3,843	0	920	0	9,506	14,043	9,170	41,313	143,784	Hancock	
0	0	0	0	6,833	9,555	5,080	22,956	95,074	Henderson	
9,528	0	0	187	35,886	54,092	30,763	132,731	489,761	Knox	
4,490	0	2,119	0	17,664	30,688	16,436	75,903	303,620	McDonough	
7,477	0	382	59	13,527	21,713	12,681	56,235	200,482	Warren	
\$28,088	0	\$3,535	\$246	\$101,442	\$162,463	\$90,606	\$403,794	1,536,322	Circuit Total	9th
\$0	\$0	\$746	\$5,223	\$7,171	\$11,041	\$10,340	\$35,845	\$113,860	Marshall	10th
132,818	35,973	4,119	0	51,347	87,774	54,570	375,950	1,234,942	Peoria	
0	0	0	0	2,301	7,390	3,516	14,386	66,502	Putnam	
0	0	0	0	2,091	3,418	2,940	9,205	34,985	Stark	
46,984	0	1,932	0	36,853	120,544	60,128	270,612	1,216,982	Tazewell	
\$179,802	\$35,973	\$6,797	\$5,223	\$99,763	\$230,167	\$131,494	\$705,998	\$2,667,271	Circuit Total	10th
\$551	\$0	\$1,250	\$4,900	\$10,538	\$17,391	\$16,384	\$51,403	\$184,463	Ford	11th
9,090	0	3,048	12,190	11,952	45,455	28,976	112,512	531,801	Livingston	
0	0	0	0	20,104	41,397	20,483	83,048	371,282	Morgan	
207,726	0	3,007	4,936	108,020	175,955	109,654	611,001	1,423,888	McLean	
1,090	0	785	0	13,069	41,662	21,584	78,446	358,850	Woodford	
\$218,457	\$0	\$8,090	\$22,026	\$163,683	\$321,860	\$197,081	\$936,410	\$2,870,284	Circuit Total	11th
\$723,663	\$0	\$15,055	\$55,698	\$8,525	\$453,937	\$130,215	\$1,392,316	\$3,972,451	Will	12th
\$723,663	\$0	\$15,055	\$55,698	\$8,525	\$453,937	\$130,215	\$1,392,316	\$3,972,451	Circuit Total	12th
\$29,071	\$0	\$12,351	\$7,398	\$24,778	\$48,168	\$26,207	\$149,877	\$504,819	Bureau	13th
203	0	1,949	0	1,927	37,087	18,876	66,081	370,094	Grundy	
43,961	0	4,651	2,401	31,616	87,382	72,073	259,170	876,899	LaSalle	
\$73,235	\$0	\$18,951	\$9,799	\$58,321	\$172,637	\$117,156	\$475,128	\$1,751,812	Circuit Total	13th
\$14,840	\$0	\$1,029	\$0	\$11,611	\$18,257	\$6,331	\$53,421	\$643,196	Henry	14th
2,650	0	0	0	6,272	7,914	2,258	21,496	127,701	Mercer	
444,885	0	9,136	9,914	9,859	217,741	99,084	802,528	1,699,758	Rock Island	
19,490	0	16,946	7,938	23,591	66,822	27,318	164,867	717,283	Whiteside	
\$481,865	\$0	\$27,111	\$17,852	\$51,333	\$310,734	\$134,991	\$1,042,312	\$3,187,938	Circuit Total	14th
\$7,123	\$0	\$332	\$37	\$12,774	\$15,856	\$13,950	\$56,359	\$157,656	Carroll	15th
9,331	0	1,087	3,262	17,089	28,146	12,429	78,595	298,854	Jo Daviess	
17,170	0	1,462	2,608	35,745	49,219	27,075	134,452	554,422	Lee	
35,625	0	678	157	27,702	50,827	25,948	147,027	542,147	Ogle	
30,904	0	2,055	2,905	37,296	67,157	35,761	178,393	696,932	Stephenson	
\$100,153	\$0	\$5,614	\$8,969	\$130,606	\$211,205	\$115,163	\$594,826	\$2,250,011	Circuit Total	15th
\$1,900	\$0	\$0	\$0	\$30,442	\$66,110	\$37,815	\$138,137	\$682,077	DeKalb	16th
68,368	0	8,496	68,506	172,111	348,899	322,844	991,853	2,779,054	Kane	
3,500	0	799	145	16,454	39,588	22,975	87,078	365,576	Kendall	
\$73,768	\$0	\$9,295	\$68,651	\$219,007	\$454,597	\$383,634	\$1,217,068	\$3,826,707	Circuit Total	16th
\$5,972	\$0	\$480	\$0	\$27,780	\$49,961	\$26,827	\$114,904	\$477,679	Boone	17th
55,490	0	7,509	6,791	81,280	198,711	157,515	517,977	2,717,735	Winnebago	
\$61,462	0	\$7,989	\$6,791	\$109,060	\$248,672	\$184,342	\$632,881	\$3,195,414	Circuit Total	17th
\$97,231	\$46,462	\$124,309	\$78,197	\$506,971	\$855,850	\$363,834	\$2,072,870	\$8,418,592	DuPage	18th
\$97,231	\$46,462	\$124,309	\$78,197	\$506,971	\$855,850	\$363,834	\$2,072,870	\$8,418,592	Circuit Total	18th
\$184,725	\$32,629	\$12,314	\$38,101	\$397,948	\$646,903	\$212,240	\$1,545,913	\$6,545,786	Lake	19th
64,736	0	11,468	187	101,252	252,861	84,137	523,498	3,092,823	McHenry	
\$249,461	\$32,629	\$23,782	\$38,288	\$499,200	\$899,764	\$296,377	\$2,069,411	\$9,638,609	Circuit Total	19th
\$0	\$0	\$125	\$875	\$7,985	\$12,702	\$11,129	\$33,947	\$127,398	Monroe	20th
\$7,990	0	5,710	0	17,128	29,780	9,890	73,516	303,595	Perry	
3,875	0	0	0	21,951	21,230	16,343	66,675	264,082	Randolph	
340,922	0	14,026	63,804	155,735	290,596	189,898	1,058,047	3,029,538	St. Clair	
4,765	0	436	4,809	7,568	14,276	7,941	41,161	157,052	Washington	
\$357,552	0	\$20,297	\$69,488	\$210,367	\$368,584	\$235,201	\$1,273,346	\$3,881,665	Circuit Total	20th
\$79,969	\$0	\$742	\$5,198	\$10,952	\$43,388	\$39,311	\$182,860	\$564,018	Iroquois	21st
9,047	0	1,846	0	38,425	59,194	52,132	166,925	585,860	Kankakee	
\$89,016	0	\$2,588	\$5,198	\$49,377	\$102,582	\$91,443	\$349,785	\$1,149,878	Circuit Total	21st
\$633,660	\$0	\$0	\$15,962	\$946,878	\$1,350,130	\$1,199,315	\$4,148,763	\$37,720,494	Cook County	
\$4,209,907	\$115,064	\$347,395	\$567,621	\$3,254,480	\$6,724,905	\$3,679,240	\$19,228,735	\$68,287,131	Downstate Total	
\$4,843,567	\$115,064	\$347,395	\$583,583	\$4,201,358	\$8,075,035	\$4,878,555	\$23,377,498	\$106,007,625	State Total	



# DISTRIBUTION OF FUNDS HELD IN TRUST OR AGENCY CAPACITY

Circuit	County	Fees of Others								
		State's Attorney	Sheriff Service of Process	Sheriff Court Services	Law Library	Marriage Fund	County Fund to Finance Court System	Court Appointed Counsel	Municipal Attorney	Probation Services Fund
1st	Alexander	\$8,263	\$1,133	\$8,315	\$1,334	\$0	\$14,513	\$0	\$0	\$35
	Jackson	28,060	0	0	4,491	2,188	48,586	3,823	0	0
	Johnson	5,460	2,443	7,751	452	50	12,218	14,000	0	3,076
	Massac	3,245	1,252	3,818	625	30	4,985	0	0	3,359
	Pope	1,005	652	2,515	224	0	1,575	14,343	0	6,945
	Pulaski	9,945	2,234	6,488	924	0	25,331	0	0	0
	Saline	12,094	8,138	27,070	5,651	230	12,731	2,319	5,284	21,780
	Union	12,272	6,202	22,209	2,488	103	14,745	4,122	0	4,456
	Williamson	42,386	4,349	51,688	5,495	370	39,190	0	0	2,667
1st	Circuit Total	\$122,730	\$26,403	\$129,854	\$21,684	\$2,971	\$173,874	\$38,607	\$5,284	\$42,318
2nd	Crawford	\$5,652	\$1,502	\$16,691	\$3,320	\$0	\$12,015	\$0	\$0	\$4,632
	Edwards	1,447	241	4,043	1,310	0	4,116	0	0	780
	Franklin	39,763	3,270	29,377	7,787	780	245,373	345	0	9,849
	Gallatin	2,090	0	3,683	360	0	13,014	0	0	0
	Hamilton	6,375	1,738	0	1,820	0	3,282	0	0	0
	Hardin	3,126	0	3,805	1,104	0	1,604	13,806	0	1,927
	Jefferson	45,419	10,019	44,847	6,401	0	22,004	2,835	0	11,488
	Lawrence	5,905	1,950	0	0	0	10,745	0	0	1,211
	Richland	8,532	6,081	15,725	2,395	0	10,303	0	0	3,858
	Wabash	10,313	2,341	17,759	2,900	0	9,979	9	90	5,000
	Wayne	14,752	6,314	17,063	4,078	80	15,227	490	0	9,604
	White	14,467	2,767	16,883	1,948	0	14,705	0	0	5,910
2nd	Circuit Total	\$157,841	\$36,223	\$169,876	\$33,423	\$860	\$141,367	\$17,485	\$90	\$54,259
3rd	Bond	\$6,090	\$2,275	\$0	\$3,870	\$160	\$7,440	\$0	\$0	\$2,832
	Madison	128,699	4,774	168,842	53,201	3,200	179,936	0	6,530	13,196
3rd	Circuit Total	\$134,789	\$7,049	\$168,842	\$57,071	\$3,360	\$187,376	\$0	\$6,530	\$16,028
4th	Christian	\$15,232	\$17,728	\$28,616	\$10,602	\$650	\$19,657	\$220	\$0	\$26,731
	Clay	8,996	6,221	13,031	3,822	90	9,010	1,171	0	13,106
	Clinton	16,930	6,785	24,158	5,797	270	20,091	5,824	0	14,237
	Effingham	21,427	21,295	27,371	5,344	570	32,239	8,670	0	30,646
	Fayette	19,620	3,975	17,852	0	250	18,747	0	80	12,945
	Jasper	7,559	3,061	8,959	1,417	60	11,110	0	0	5,043
	Marion	25,924	1,364	41,491	7,996	630	43,630	0	0	31,401
	Montgomery	28,363	10,401	28,527	5,576	590	29,629	10,493	0	9,716
	Shelby	10,693	2,940	14,775	5,466	250	9,801	0	0	12,900
4th	Circuit Total	\$154,744	\$73,770	\$204,780	\$46,020	\$3,360	\$193,914	\$26,378	\$80	\$156,725
5th	Clark	\$39,016	\$2,002	\$0	\$3,172	\$0	\$20,464	\$2,473	\$45	\$2,335
	Coles	29,339	9,754	31,178	4,652	1,050	34,789	8,282	0	0
	Cumberland	5,190	856	0	0	0	10,277	350	0	0
	Edgar	13,969	0	4,646	4,941	847	12,770	2,525	0	3,986
	Vermilion	17,248	772	141,478	27,604	300	49,064	15,049	0	16,262
5th	Circuit Total	\$104,762	\$13,384	\$177,302	\$40,369	\$2,197	\$127,364	\$28,679	\$45	\$22,583
6th	Champaign	\$90,285	\$31,026	\$141,867	\$44,336	\$0	\$145,012	\$46,741	\$0	\$0
	Dewitt	3,634	7,168	12,467	1,506	0	14,353	14,118	127	3,000
	Douglas	4,689	0	6,665	1,500	0	17,052	2,348	0	9,824
	Macon	84,192	0	106,473	55,706	2,940	90,535	21,471	0	13,184
	Moultrie	5,023	5,745	0	2,846	30	9,409	2,339	0	10,055
	Piatt	4,420	0	5,476	3,418	0	11,130	4,738	0	0
6th	Circuit Total	\$192,243	\$43,939	\$272,948	\$109,312	\$2,970	\$287,491	\$91,755	\$127	\$36,063
7th	Greene	\$2,931	\$0	\$0	\$2,108	\$0	\$7,195	\$0	\$0	\$0
	Jersey	13,588	3,226	0	3,177	0	19,881	0	0	418
	Macoupin	11,458	9,207	29,378	9,688	0	30,139	0	0	2,290
	Morgan	14,370	4,116	29,206	8,144	840	27,703	3,969	0	13,593
	Sangamon	97,147	5,866	15,942	31,397	0	144,494	1,925	0	18,310
	Scott	1,108	813	0	859	0	3,446	0	0	0
7th	Circuit Total	\$140,602	\$23,228	\$74,526	\$55,373	\$840	\$232,858	\$5,894	\$0	\$34,611
8th	Adams	\$36,511	\$16,567	\$4,141	\$20,229	\$850	\$44,219	\$1,623	\$0	\$31,279
	Brown	3,044	1,632	0	728	0	5,605	0	70	240
	Calhoun	3,463	2,971	0	1,290	60	3,025	5,324	0	2,616
	Cass	5,359	5,359	0	2,868	0	9,195	0	0	1,170
	Mason	11,078	6,494	0	2,690	0	10,573	0	0	0
	Menard	5,004	3,526	0	1,624	0	4,678	726	0	263
	Pike	8,455	1,256	0	2,284	0	14,035	0	20	4,415
	Schuyler	3,947	1,655	0	1,272	0	5,590	0	0	675
8th	Circuit Total	\$76,861	\$39,460	\$4,141	\$32,985	\$910	\$96,920	\$7,673	\$90	\$40,658

# AND OF COLLECTIONS MADE FOR OTHERS (CONT.)

		Miscellaneous Disbursements								
	Total Fees of Others Distributed	Restitution	Work Release Compensation	Abandoned Unclaimed Bail	Abandoned Unclaimed Property	Deposits from Judicial Sales	Other	Total Miscellaneous Disbursements	County	Circuit
	\$33,593	\$0	\$0	\$0	\$0	\$0	\$0	\$0	Alexander	1st
	87,148	60,117	441	0	0	65,822	578,270	704,650	Jackson	
	45,450	11,789	0	0	0	0	0	11,789	Johnson	
	17,314	4,135	0	0	0	0	2,629	6,764	Massac	
	27,259	4,055	0	0	0	0	593	4,648	Pope	
	44,922	8,204	0	0	0	0	0	8,204	Pulaski	
	95,297	44,590	0	0	0	0	0	44,590	Saline	
	66,597	14,862	0	0	0	0	1,023	15,885	Union	
	146,145	52,245	0	0	0	0	63,445	115,690	Williamson	
	\$563,725	\$199,997	\$441	\$0	\$0	65,822	\$645,960	\$912,220	Circuit Total	1st
	\$43,812	\$6,214	\$6,654	\$0	\$0	\$0	\$44,097	\$56,965	Crawford	2nd
	11,937	2,976	0	0	0	0	0	2,976	Edwards	
	115,544	29,266	0	0	0	0	28,824	58,090	Franklin	
	19,147	3,906	0	0	0	0	0	3,906	Gallatin	
	13,215	8,292	0	0	0	0	0	8,292	Hamilton	
	25,372	1,949	0	0	0	0	0	1,949	Hardin	
	143,013	41,284	0	0	0	0	33,318	74,602	Jefferson	
	19,811	8,532	0	0	0	0	8,481	17,013	Lawrence	
	46,894	0	0	0	0	0	0	0	Richland	
	48,391	12,814	2,004	0	0	0	1,616	16,434	Wabash	
	67,608	31,316	111	0	0	0	4,872	36,299	Wayne	
	56,680	10,955	0	0	0	0	25,274	36,229	White	
	\$611,424	\$157,504	\$8,769	\$0	\$0	\$0	\$146,482	\$312,755	Circuit Total	2nd
	\$22,667	\$14,972	\$0	\$0	\$0	\$0	\$13,445	\$28,417	Bond	3rd
	558,378	152,141	0	0	2,460	0	0	154,601	Madison	
	\$581,045	\$167,113	\$0	\$0	\$2,460	\$0	\$13,445	\$183,018	Circuit Total	3rd
	\$119,436	\$21,283	\$0	\$0	\$0	\$0	\$7,441	\$28,724	Christian	4th
	55,447	22,480	0	0	0	0	82,299	104,779	Clay	
	94,092	57,518	3,149	0	1,965	0	0	62,632	Clinton	
	147,562	10,055	0	0	0	0	43,655	53,710	Effingham	
	73,469	51,613	0	0	0	0	0	51,613	Fayette	
	37,209	12,875	1,044	535	0	0	12,025	26,479	Jasper	
	152,436	43,307	0	6,310	2,915	0	0	52,532	Marion	
	123,295	36,860	976	0	282	0	3,985	42,103	Montgomery	
	56,825	23,436	1,754	0	0	0	10,526	35,716	Shelby	
	\$859,771	\$279,427	\$6,923	\$6,845	\$5,162	\$0	\$159,931	\$458,288	Circuit Total	4th
	\$69,507	\$10,811	\$348	\$90	\$0	\$0	\$19,606	\$30,855	Clark	5th
	119,044	0	0	0	0	0	324,367	324,367	Coles	
	16,673	8,475	0	0	0	0	20,528	29,003	Cumberland	
	43,684	17,970	572	0	0	47,175	13,278	78,995	Edgar	
	267,777	32,455	0	1,987	7,881	0	67,373	109,696	Vermilion	
	\$516,685	\$69,711	\$920	\$2,077	\$7,881	\$47,175	\$445,152	\$572,916	Circuit Total	5th
	\$499,267	\$67,802	\$180	\$0	\$0	\$0	\$3,583,312	\$3,651,294	Champaign	6th
	56,373	17,026	935	0	0	0	0	17,961	Dewitt	
	42,078	8,622	2,083	0	0	0	347,764	358,469	Douglas	
	374,501	106,687	1,047	0	0	90,436	266,175	464,345	Macon	
	35,447	14,120	768	0	0	252,734	40,670	308,292	Moultrie	
	29,182	13,718	2,133	0	0	0	27,178	43,029	Piatt	
	\$1,036,848	\$227,975	\$7,146	\$0	\$0	343,170	\$4,265,099	\$4,843,390	Circuit Total	6th
	\$12,234	\$3,051	\$0	\$0	\$0	\$0	\$1,545	\$4,596	Greene	7th
	\$40,290	55,132	0	0	0	0	0	55,132	Jersey	
	92,160	42,808	385	0	0	16,713	150,843	210,749	Macoupin	
	101,941	44,273	14,507	0	0	0	66,099	124,879	Morgan	
	315,081	168,429	12,816	950	0	0	2,588	184,783	Sangamon	
	6,226	5,570	0	0	0	0	9,891	15,461	Scott	
	\$567,932	\$319,263	\$27,708	\$950	\$0	\$16,713	\$230,966	\$595,600	Circuit Total	7th
	\$155,419	\$107,330	\$41,334	\$0	\$0	\$111,067	\$3,600	\$263,331	Adams	8th
	11,319	13,306	0	0	0	0	62,140	75,446	Brown	
	18,749	7,357	0	0	0	0	12,622	19,979	Calhoun	
	23,951	13,240	0	200	0	0	4,688	18,128	Cass	
	30,835	24,561	0	0	0	0	20,435	44,996	Mason	
	15,821	14,210	0	0	0	0	10,774	24,984	Menard	
	30,465	0	0	0	0	0	0	0	Pike	
	13,139	0	0	0	0	0	32,239	32,239	Schuyler	
	\$299,698	\$180,004	\$41,334	\$200	\$0	\$111,067	\$146,498	\$479,103	Circuit Total	8th



# DISTRIBUTION OF FUNDS HELD IN TRUST OR AGENCY CAPACITY

Circuit	County	Fees of Others								
		State's Attorney	Sheriff Service of Process	Sheriff Court Services	Law Library	Marriage Fund	County Fund to Finance Court System	Court Appointed Counsel	Municipal Attorney	Probation Services Fund
9th	Fulton	\$6,491	\$5,236	\$17,529	\$7,611	\$0	\$22,993	\$5,813	\$0	\$4,294
	Hancock	8,820	3,538	8,185	0	0	10,480	746	0	2,288
	Henderson	7,032	70	5,160	1,500	0	9,796	1,744	0	240
	Knox	29,716	10,724	43,057	11,976	0	44,345	1,227	6,726	8,626
	McDonough	21,958	8,562	19,765	7,830	0	21,909	552	0	646
	Warren	18,175	9,183	13,712	5,238	0	14,511	2,770	398	420
9th	Circuit Total	\$92,192	\$37,313	\$107,408	\$34,155	\$0	\$124,034	\$12,852	\$7,124	\$16,514
10th	Marshall	\$7,555	\$3,220	\$6,932	\$2,015	\$180	\$9,645	\$1,069	\$30	\$3,047
	Peoria	72,515	70,358	196,956	76,292	0	92,910	14,720	0	7,213
	Putnam	620	0	1,429	402	0	5,980	0	0	0
	Stark	2,300	216	1,110	0	0	2,902	114	25	0
	Tazewell	18,342	24,526	59,232	29,302	3,120	96,124	21,050	186	6,202
10th	Circuit Total	\$101,332	\$98,320	\$265,659	\$108,011	\$3,300	\$207,561	\$36,953	\$241	\$16,462
11th	Ford	\$7,626	\$1,765	\$0	\$2,072	\$0	\$13,665	\$4,854	\$0	\$9,050
	Livingston	20,390	9,647	16,387	9,180	0	34,365	982	0	5,511
	Logan	20,358	6,703	17,137	8,621	740	29,414	0	0	0
	McLean	98,849	64,728	167,300	27,142	1,170	158,983	41,619	0	46,329
	Woodford	14,337	13,846	17,830	3,260	0	31,738	5,399	0	6,854
11th	Circuit Total	\$161,560	\$96,689	\$218,654	\$50,275	\$1,910	\$268,165	\$52,854	\$0	\$67,744
12th	Will	\$359,887	\$49,546	\$79,523	\$5,128	\$0	\$340,205	\$40,078	\$0	\$12,931
12th	Circuit Total	\$359,887	\$49,546	\$79,523	\$5,128	\$0	\$340,205	\$40,078	\$0	\$12,931
13th	Bureau	\$1,445	\$0	\$0	\$6,472	\$580	\$34,612	\$8,257	\$0	\$7,676
	Grundy	0	0	0	7,923	1,040	22,958	0	0	820
	LaSalle	64,800	3,544	40,976	23,949	0	86,188	0	0	11,525
13th	Circuit Total	\$66,245	\$3,544	\$40,976	\$38,344	\$1,620	\$143,758	\$8,257	\$0	\$20,021
14th	Henry	\$10,989	\$7,550	\$41,208	\$11,265	\$190	\$48,010	\$5,034	\$150	\$15,382
	Mercer	3,780	3,343	0	3,710	110	8,606	1,150	20	5,102
	Rock Island	39,900	7,400	0	52,800	0	133,475	27,195	4,410	23,609
	Whiteside	33,047	9,272	39,333	20,280	0	36,893	8,980	0	25,636
14th	Circuit Total	\$87,716	\$27,565	\$80,541	\$88,055	\$300	\$226,984	\$42,359	\$4,580	\$69,729
15th	Carroll	\$7,766	\$10,068	\$6,174	\$3,004	\$320	\$11,252	\$734	\$20	\$3,898
	Jo Daviess	2,047	4,345	14,508	4,656	590	19,570	0	0	1,275
	Lee	11,568	9,062	24,448	10,161	1,060	37,651	10,719	0	0
	Ogle	14,942	32,652	24,478	10,668	1,000	29,108	1,860	4,823	7,085
	Stephenson	39,495	21,114	40,906	14,805	1,110	50,170	2,715	1,941	2,999
15th	Circuit Total	\$75,818	\$77,241	\$110,514	\$43,294	\$4,080	\$147,751	\$16,028	\$6,784	\$15,257
16th	DeKalb	\$58,369	\$0	\$781	\$17,046	\$210	\$71,503	\$0	\$0	\$0
	Kane	237,876	0	333,076	114,278	9,430	282,224	0	261,861	0
	Kendall	2,450	1,695	0	5,678	5,678	610	31,564	581	8,360
16th	Circuit Total	\$298,695	\$1,695	\$333,857	\$137,002	\$15,318	\$354,337	\$31,564	\$262,442	\$8,360
17th	Boone	\$25,135	\$6,906	\$29,938	\$6,339	\$800	\$38,635	\$4,505	\$0	\$5,020
	Winnebago	86,101	30,402	225,531	84,480	4,550	217,500	1,145	0	3,909
17th	Circuit Total	\$111,236	\$37,308	\$255,469	\$90,819	\$5,350	\$256,135	\$5,650	\$0	\$8,929
18th	DuPage	\$274,698	\$73,463	\$907,676	\$325,645	\$11,330	\$924,566	\$1,665	\$52,181	\$252,729
18th	Circuit Total	\$274,698	\$73,463	\$907,676	\$325,645	\$11,330	\$924,566	\$1,665	\$52,181	\$252,729
19th	Lake	\$80,945	\$36,221	\$707,389	\$149,922	\$0	\$586,040	\$87,129	\$91,754	\$146,658
	McHenry	34,545	35,169	234,932	51,165	0	235,151	15,740	62,663	55,205
19th	Circuit Total	\$95,490	\$71,390	\$942,321	\$201,087	\$0	\$821,191	\$102,869	\$154,417	\$201,863
20th	Monroe	\$5,130	\$126	\$0	\$1,334	\$350	\$9,850	\$1,600	\$0	\$80
	Perry	12,000	3,528	13,757	3,290	220	16,649	0	0	1,505
	Randolph	12,765	6,200	22,630	2,622	350	19,110	0	0	1,310
	St. Clair	82,988	51,863	242,733	99,055	6,500	280,066	0	8,205	41,188
	Washington	8,580	67	0	1,232	0	11,990	0	0	1,341
20th	Circuit Total	\$119,463	\$61,784	\$279,120	\$107,533	\$7,420	\$317,665	\$1,600	\$8,205	\$45,404
21st	Iroquois	\$2,816	\$4,660	\$12,788	\$3,258	\$0	\$25,460	\$396	\$0	\$4,985
	Kankakee	17,032	20,290	75,251	25,158	3,881	61,713	0	0	13,059
21st	Circuit Total	\$19,848	\$24,950	\$88,039	\$28,414	\$3,881	\$87,173	\$396	\$0	\$18,044
	Cook County	\$1,634,289	\$358,631	\$0	\$3,259,812	\$0	\$0	\$0	\$0	\$0
	Downstate Total	\$2,948,752	\$924,264	\$4,912,026	\$18,600,016	\$71,977	\$5,660,689	\$569,596	\$508,220	\$1,157,232
	State Total	\$4,583,041	\$1,282,895	\$4,912,026	\$21,859,828	\$71,977	\$5,660,689	\$569,596	\$508,220	\$1,157,232



# AND OF COLLECTIONS MADE FOR OTHERS (CONT.)

		Miscellaneous Disbursements								
	Total Fees of Others Distributed	Restitution	Work Release Compensation	Abandoned Unclaimed Bail	Abandoned Unclaimed Property	Deposits from Judicial Sales	Other	Total Miscellaneous Disbursements	County	Circuit
	\$69,967	\$26,359	\$0	\$0	\$0	\$0	\$238,720	\$265,079	Fulton	9th
	34,057	16,015	0	0	0	0	10,780	26,795	Hancock	
	25,542	4,093	0	0	0	0	425	4,518	Henderson	
	156,397	50,990	0	0	61	0	86,136	137,187	Knox	
	81,222	15,623	0	0	0	0	33,560	49,183	McDonough	
	64,407	9,368	0	0	0	209,168	5,657	224,193	Warren	
	\$431,592	\$122,448	\$0	\$0	\$61	\$209,168	\$375,278	\$706,955	Circuit Total	9th
	\$33,693	\$13,089	\$2,674	\$553	\$0	\$18,300	\$0	\$34,616	Marshall	10th
	530,964	179,611	660	3,135	8,099	0	2,314	193,819	Peoria	
	8,431	3,173	0	3	0	0	7,648	10,824	Putnam	
	6,667	2,919	0	0	0	0	4,354	7,273	Stark	
	258,084	40,399	0	2,059	0	592,947	0	635,405	Tazewell	
	\$837,839	\$239,191	\$3,334	\$5,750	\$8,099	\$611,247	\$14,316	\$881,937	Circuit Total	10th
	\$39,032	\$8,444	\$0	\$0	\$0	\$0	\$39,698	\$48,142	Ford	11th
	96,462	3,658	16,990	0	0	0	161,920	182,568	Livingston	
	82,973	0	0	0	0	0	0	0	Logan	
	606,120	30,317	14,784	0	2,046	398,252	528,178	973,577	McLean	
	93,264	9,580	0	0	0	0	77,903	87,483	Woodford	
	\$917,851	\$51,999	\$31,774	\$0	\$2,046	\$398,252	\$807,699	\$1,291,770	Circuit Total	11th
	\$887,298	\$0	\$0	\$56,650	\$19,701	\$0	\$172,383	\$248,734	Will	12th
	\$887,298	\$0	\$0	\$56,650	\$19,701	\$0	\$172,383	\$248,734	Circuit Total	12th
	\$59,042	\$8,907	\$92	\$0	\$0	\$0	\$115,592	\$124,591	Bureau	13th
	32,741	9,047	684	765	0	0	0	10,496	Grundy	
	230,982	39,392	9,329	0	0	0	6,920	55,641	LaSalle	
	\$322,765	\$57,346	\$10,105	\$765	\$0	\$0	\$122,512	\$190,728	Circuit Total	13th
	\$139,778	\$0	\$0	\$0	\$0	\$0	\$0	\$0	Henry	14th
	25,821	357	4,376	0	0	33,750	2,235	40,718	Mercer	
	288,789	162,923	0	0	0	0	6	162,929	Rock Island	
	173,441	0	44,628	0	0	0	0	44,628	Whiteside	
	\$627,829	\$163,280	\$49,004	\$0	\$0	\$33,750	\$2,241	\$248,275	Circuit Total	14th
	\$43,236	\$0	\$8,906	\$0	\$0	\$0	\$0	\$8,906	Carroll	15th
	46,991	4,851	37,686	0	0	0	8,573	51,110	Jo Daviess	
	104,669	1,991	40,749	0	0	0	6,685	49,425	Lee	
	126,616	33,015	41,809	0	704	0	45,708	121,236	Ogle	
	175,255	8,878	40,169	389	0	0	143,499	192,935	Stephenson	
	\$496,767	\$48,735	\$169,319	\$389	\$704	\$0	\$204,465	\$423,612	Circuit Total	15th
	\$147,909	\$0	\$28,134	\$0	\$0	\$0	\$0	\$28,134	DeKalb	16th
	1,238,745	0	0	0	519	9	296,712	297,240	Kane	
	56,616	23,051	12,474	490	0	0	15,455	51,470	Kendall	
	\$1,443,270	\$23,051	\$40,608	\$490	\$519	\$9	\$312,167	\$376,844	Circuit Total	16th
	\$117,278	\$30,798	\$31,256	\$0	\$0	\$0	\$5,320	\$67,374	Boone	17th
	653,618	99,233	0	7,062	866	0	4,410	111,571	Winnebago	
	\$770,896	\$130,031	\$31,256	\$7,062	\$866	\$0	\$9,730	\$178,945	Circuit Total	17th
	\$2,823,953	\$0	\$284,324	\$40,431	\$19,673	\$0	\$10,546,142	\$10,890,570	DuPage	18th
	\$2,823,953	\$0	\$284,324	\$40,431	\$19,673	\$0	\$10,546,142	\$10,890,570	Circuit Total	18th
	\$1,866,058	\$557,013	\$0	\$0	\$8,629	\$37,049	\$35,545	\$638,236	Lake	19th
	724,570	164,951	0	0	0	0	25,928	190,879	McHenry	
	2,590,628	\$721,964	\$0	\$0	\$8,629	\$37,049	\$61,473	\$829,115	Circuit Total	19th
	\$18,450	\$23,087	\$0	\$0	\$0	\$0	\$10,034	\$33,121	Monroe	20th
	50,949	0	0	0	0	0	125,723	125,723	Perry	
	64,987	18,460	0	0	0	0	138,054	156,514	Randolph	
	792,596	40,309	0	0	0	0	0	40,309	St. Clair	
	21,210	15,597	492	0	0	0	93,406	109,495	Washington	
	\$948,194	\$97,453	\$492	\$0	\$0	\$0	\$367,217	\$485,162	Circuit Total	20th
	\$54,361	\$39,713	\$0	\$0	\$0	\$0	\$0	\$39,713	Iroquois	21st
	216,384	0	0	0	0	0	100,601	100,801	Kankakee	
	\$270,745	\$39,713	\$0	\$0	\$0	\$0	\$100,601	\$140,314	Circuit Total	21st
	\$5,252,732	\$0	\$0	\$5,979,017	\$0	\$0	\$0	\$5,979,017	Cook County	
	\$35,352,772	\$3,296,205	\$713,457	\$121,609	\$75,801	\$1,873,422	\$19,149,757	\$25,230,251	Downstate Total	
	\$40,605,504	\$3,296,205	\$713,457	\$8,100,626	\$75,801	\$1,873,422	\$19,149,757	\$31,209,268	State Total	



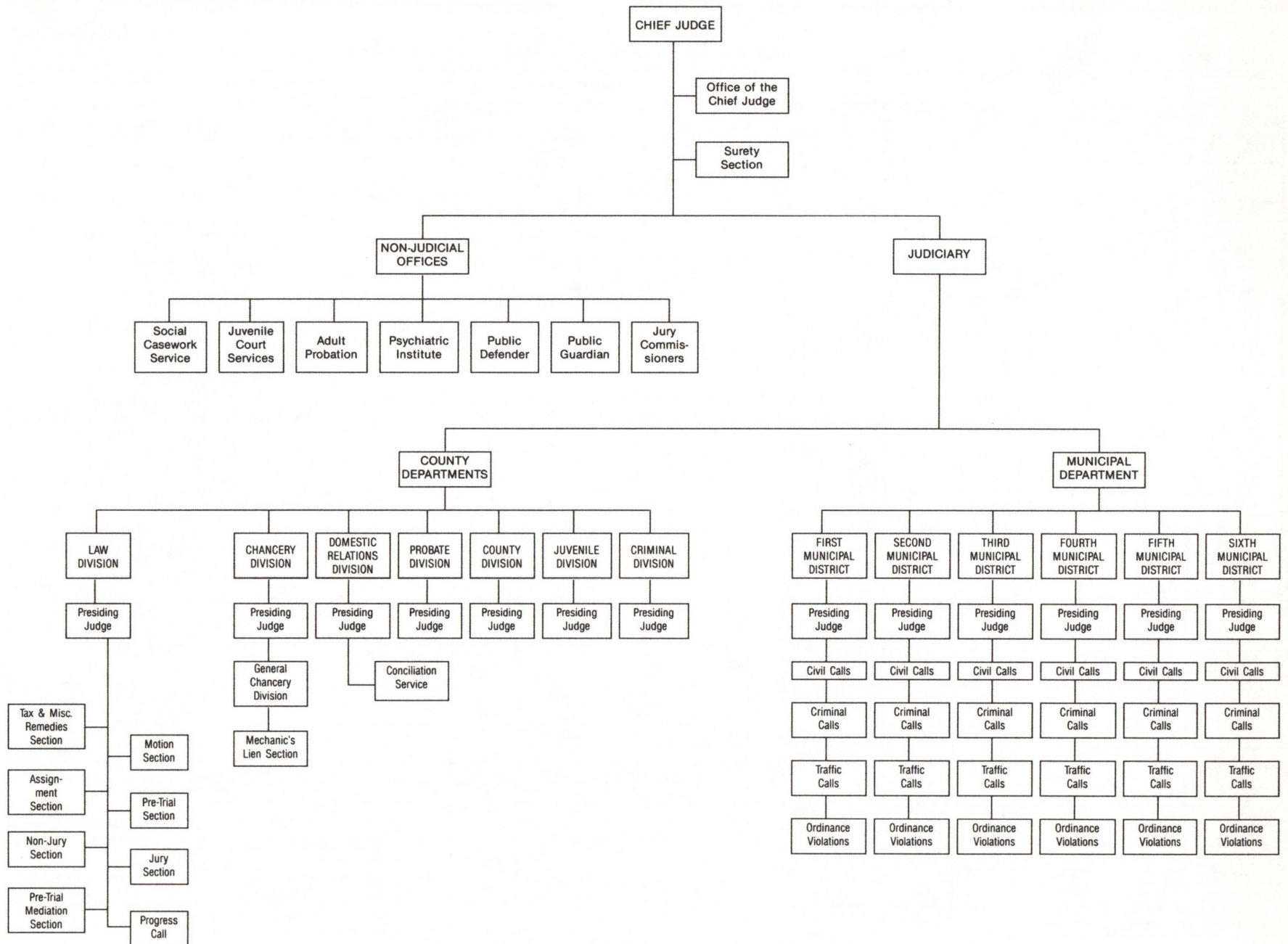


---

**The Circuit Court of Cook County 1990 Caseload  
and Statistical Records**









**STATISTICAL REPORT ON THE CIRCUIT COURT OF COOK COUNTY, ILLINOIS FOR 1990**  
TREND OF CASES IN THE CIRCUIT COURT OF COOK COUNTY

COUNTY DEPARTMENTS			Pending At Start	Filed	Rein- stated	Trans- ferred	Total Added	Disposed Of	(a) Adjust- ment	Pending At End	Inventory Increase/ Decrease	Percent Change Pending	% Disposed As a % of Total Added
Division	Type of Case												
L A W	Law Ad Damnum Cases Over \$15,000	Jury .....	56,070	3,489	3,443	9,694	16,626	28,020	0	44,676	− 11,394	− 20.32%	168.53%
		Non-Jury .....	11,706	16,301	2,958	− 9,694	9,565	9,983	− 60	11,228	− 478	− 4.08%	104.37%
	Tax .....	448	149	9	0	158	162	0	444	− 4	− 0.89%	102.53%	
	Eminent Domain .....	484	189	19	0	208	174	0	518	34	7.02%	83.65%	
	Miscellaneous Remedy .....	2,779	1,866	231	0	2,097	1,659	0	3,217	438	15.76%	79.11%	
	Sub-Total .....	71,487	21,994	6,660	0	28,654	39,998	− 60	60,083	− 11,404	− 15.95%	139.59%	
Chancery	Chancery .....		14,582	12,667	702	0	13,369	12,787	0	15,164	582	3.99%	95.65%
Domestic Relations	Domestic Relations .....		19,444	19,304	543	0	19,847	20,305	240	19,226	− 218	− 1.12%	102.31%
	Reciprocal Non-Support .....		13,684	2,779	6,860	0	9,639	7,734	0	15,589	1,905	13.92%	80.24%
	Sub-Total .....		33,128	22,083	7,403	0	29,486	28,039	240	34,815	1,687	5.09%	95.09%
C O U N T Y	Tax .....		69,663	19,184	0	0	19,184	14,051	0	74,796	5,133	7.37%	73.24%
	Mental Health .....		89	4,179	0	0	4,179	4,198	0	70	− 19	− 21.35%	100.45%
	Adoptions, Marriages of Minors, Order of Protection .....		1,277	2,046	0	0	2,046	1,883	0	1,440	163	12.76%	92.03%
	Municipal Corporations & Election Matters .....		321	28	0	0	28	25	0	324	3	0.93%	0.00%
	Sub-Total .....		71,350	25,437	0	0	25,437	20,157	0	76,630	5,280	7.40%	79.24%
Probate	Estates .....		15,412	7,302	0	0	7,302	6,998	0	15,716	304	1.97%	95.84%
	Guardianships .....		3,364	3,374	0	0	3,374	3,637	0	3,101	− 263	− 7.82%	107.79%
	Disabled Adults .....		4,960	2,275	0	0	2,275	1,888	0	5,347	387	7.80%	82.99%
	Sub-Total .....		23,736	12,951	0	0	12,951	12,523	0	24,164	428	1.80%	96.70%
Juvenile	Delinquency .....		12,348	18,317	52	0	18,369	17,098	0	13,619	1,271	10.29%	93.08%
	Dependency/Neglected .....		10,833	6,508	651	0	7,159	5,166	0	12,826	1,993	18.40%	72.16%
	Minors in Need of Authoritative Intervention .....		58	43	40	0	83	105	0	36	− 22	− 37.93%	126.51%
	Sub-Total .....		23,239	24,868	743	0	25,611	22,369	0	26,481	3,242	13.95%	87.34%
Criminal	Felony (Indictments & Information) .....		17,490	30,381	4,702	0	35,083	36,627	− 221	15,725	− 1,765	− 10.09%	104.40%
County Departments	Sub-Totals .....		255,012	150,381	20,210	0	170,591	172,500	− 41	253,062	− 1950	− 0.76%	101.12%
MUNICIPAL DEPARTMENTS													
D I S T R I C T S  O N E T H R U S I X	Law Ad Damnum Cases \$15,000 or Less (1)	Jury .....	2,028	244	166	1,189	1,599	2,054	66	1,639	− 389	− 19.18%	128.46%
		Non-Jury .....	2,660	6,778	526	− 1,064	6,240	5,409	− 167	3,324	664	24.96%	86.68%
	Civil Municipal Cases 1st District Only (2)	Jury .....	14,383	390	6,292	9,508	16,190	12,190	3,820	22,203	7820	54.37%	75.29%
		Non-Jury .....	266,106	196,209	11,344	− 9,508	198,045	187,751	815	277,215	11,109	4.17%	94.80%
	Small Claims (3) .....		5,902	14,850	477	− 125	15,202	16,976	244	4,372	− 1,530	− 25.92%	111.67%
	Felony (Indictments & Informations) .....		3,623	4,048	2,165	0	6,213	6,641	− 5	3,190	− 433	− 11.95%	106.89%
	Felony (Preliminary Hearings) .....		22,763	48,832	2,149	0	50,981	61,225	10,245	22,764	1	0.00%	120.09%
	Housing (6th District only) .....		70	45	0	0	45	14	0	101	31	44.29%	31.11%
	Paternity .....		21,744	27,459	8,621	0	36,080	33,168	23	24,679	2,935	13.50%	91.93%
	Misdemeanors, Ordinance-Conservation Violations .....		356,026	237,149	6,907	0	244,056	323,977	128,047	404,152	48,126	13.52%	132.75%
	Traffic Cases** .....		—	1,541,075	0	0	1,541,075	1,721,915	—	—	—	—	111.73%
	Parking Cases* .....		—	2,005,729	0	0	2,005,729	508,601	—	—	—	—	25.36%
Municipal Departments Sub-Totals*			695,305	536,004	38,646	0	574,651	649,405	143,088	763,639	68,334	9.83%	113.01%
Grand Total — County & Municipal*			950,317	686,385	58,857	0	745,242	821,905	143,047	1,016,701	66,384	6.99%	110.29%

\*Traffic & Parking Cases are shown in this report, but are not calculated into the Municipal Department totals or in Grand totals.

\*\*Does not include Parking cases. (1) Breakdown of Law cases are for Districts Two thru Six only. (2) Includes Contracts & Torts, Personal Injury, Forcibles & Joint Actions, Forfeitures, Parentage, Housing and Pro Se Cases in the First District only. (3) Includes Districts Two thru Six only. (a) The Adjustment column reconciles arithmetical differences in the pending caseload resulting from clerk computer adjustments or physical inventories during 1990.

**CIRCUIT COURT OF COOK COUNTY**  
**MUNICIPAL DEPARTMENT — DISTRICT "1"**  
**CIVIL CASES**  
**1990 ANNUAL REPORT**

TYPE OF CASES	BEGIN PENDING	FILED	TRANS- FERRED (1)	REIN- STATED (2)	TERMI- NATED (3)	ADJUST- MENT	END PENDING
<b>CONTRACTS &amp; TORTS</b>							
Jury .....	9,220	147	4,628	794	5,302	356	9,843
Non-Jury .....	166,403	122,816	— 4,628	8,111	119,930	50	172,822
Total .....	175,623	122,963	0	8,905	125,232	406	182,665
<b>PERSONAL INJURY</b>							
Jury .....	4,744	237	4,065	5,401	6,079	3,440	11,808
Non-Jury .....	5,235	8,528	— 4,065	1,422	7,142	690	4,668
Total .....	9,979	8,765	0	6,823	13,221	4,130	16,476
<b>FORCIBLES AND JOINT ACTIONS</b>							
Jury .....	255	2	659	75	632	9	368
Non-Jury .....	62,361	49,019	— 659	1,244	42,887	— 7	69,071
Total .....	62,616	49,021	0	1,319	43,519	2	69,439
<b>FORFEITURES</b>							
Jury .....	8	0	3	0	4	0	7
Non-Jury .....	2,390	3,253	— 3	56	4,222	0	1,474
Total .....	2,398	3,253	0	56	4,226	0	1,481
<b>PARENTAGE</b>							
Jury .....	8	0	13	0	21	6	6
Non-Jury .....	1,227	2	— 13	12	234	85	1,079
Total .....	1,235	2	0	12	255	91	1,085
<b>HOUSING</b>							
Jury .....	8	0	2	0	3	2	9
Non-Jury .....	16,852	6,124	— 2	12	8,240	— 43	14,703
Total .....	16,860	6,124	0	12	8,243	— 41	14,712
<b>PRO SE</b>							
Jury .....	106	2	119	14	124	2	119
Non-Jury .....	7,406	3,618	— 119	389	3,187	— 7	8,100
Total .....	7,512	3,620	0	403	3,311	— 5	8,219
<b>OTHERS</b>							
Jury .....	34	2	19	8	25	5	43
Non-Jury .....	4,232	2,849	— 19	98	1,909	47	5,298
Total .....	4,266	2,851	0	106	1,934	52	5,341
<b>TOTALS .....</b>	<b>280,489</b>	<b>196,599</b>	<b>0</b>	<b>17,636</b>	<b>199,941</b>	<b>4,635</b>	<b>299,418</b>

(1) Cases from Non-Jury to Jury (2) Includes reinstated, transferred into division and cases removed from special calendars. (3) Includes terminated, transferred out of division and cases placed on special calendar.



**TREND OF CASES IN THE MUNICIPAL DEPARTMENT,  
CIRCUIT COURT OF COOK COUNTY DURING 1990**

		Pending At Start	Filed	Rein- stated	Trans- ferred	Total Added	Disposed of	Adjust- ment	Pending At End	Inventory Increase + Decrease -	Percent Change Pending	No. Disposed As A % of Total Added
LAW JURY CASES \$15,000 OR LESS	DIST. 2	444	38	6	129	173	301	0	316	-128	-28.83%	173.99%
	DIST. 3	651	52	42	396	490	674	-32	435	-216	-33.18%	137.55%
	DIST. 4	442	22	11	266	299	384	0	357	-85	-19.23%	128.43%
	DIST. 5	144	62	85	0	147	218	98	171	27	18.75%	148.30%
	DIST. 6	347	70	22	398	490	477	0	360	13	3.75%	97.35%
LAW NON-JURY CASES \$15,000 OR LESS	DIST. 2	450	1,132	38	-129	1,041	955	-7	529	79	17.56%	91.74%
	DIST. 3	293	1,584	298	-347	1,535	1,114	-46	668	375	127.99%	72.57%
	DIST. 4	378	956	32	-247	741	660	-9	450	72	19.05%	89.07%
	DIST. 5	423	1,148	39	0	1,187	819	-105	686	263	62.17%	69.00%
	DIST. 6	1,116	1,958	119	-341	1,736	1,861	0	991	-125	-11.20%	107.20%
SMALL CLAIMS	DIST. 2	911	1,822	35	0	1,857	1,877	0	891	-20	-2.20%	101.08%
	DIST. 3	619	2,505	136	-49	2,592	2,728	0	483	-136	-21.97%	105.25%
	DIST. 4	399	2,509	79	-19	2,569	2,596	0	372	-27	-6.77%	101.05%
	DIST. 5	601	1,758	20	0	1,778	2,133	244	490	-111	-18.47%	119.97%
	DIST. 6	3,372	6,256	207	-57	6,406	7,642	0	2,136	-1,236	-36.65%	119.29%
HOUSING*	DIST. 2	*	*	*	*	*	*	*	*	*	*	*
	DIST. 3	*	*	*	*	*	*	*	*	*	*	*
	DIST. 4	*	*	*	*	*	*	*	*	*	*	*
	DIST. 5	*	*	*	*	*	*	*	*	*	*	*
	DIST. 6	70	45	0	0	45	14	0	101	31	44.29%	31.11%
PATERNITY**	DIST. 1	18,293	24,155	8,188	0	32,343	29,474	18	21,180	2,887	15.78%	91.13%
	DIST. 2	1,070	235	61	0	296	333	0	1,033	-37	-3.46%	112.50%
	DIST. 3	2	219	8	0	227	141	3	91	89	4,450.00%	62.11%
	DIST. 4	835	995	74	0	1,069	967	-16	921	86	10.30%	90.46%
	DIST. 5	**	**	**	**	**	**	**	**	**	**	**
	DIST. 6	1,544	1,855	290	0	2,145	2,253	18	1,454	-90	-5.83%	105.03%
FELONY (INDICTMENT & INFORMATION)	DIST. 1	0	186	0	0	186	186	0	0	0	0.00%	100.00%
	DIST. 2	1,070	554	576	0	1,130	1,100	21	1,121	51	4.77%	97.35%
	DIST. 3	343	420	289	0	709	908	143	287	-56	-16.33%	128.07%
	DIST. 4	656	798	699	0	1,497	1,575	0	578	-78	-11.89%	105.21%
	DIST. 5	504	620	225	0	845	841	-161	347	-157	-31.15%	99.53%
	DIST. 6	1,050	1,470	376	0	1,846	2,031	-8	857	-193	-18.38%	110.02%
FELONY (PRELIMINARY HEARINGS) (1)	DIST. 1	16,321	39,418	0	0	39,418	47,572	9,526	17,693	1,372	8.41%	120.69%
	DIST. 2	1,153	1,613	0	0	1,613	2,838	72	0	-1,153	-100.00%	175.95%
	DIST. 3	2,250	1,560	0	0	1,560	1,697	0	2,113	-137	-6.09%	108.78%
	DIST. 4	766	2,425	1,518	0	3,943	3,958	114	865	99	12.92%	100.38%
	DIST. 5	478	1,403	631	0	2,034	2,708	533	337	-141	-29.50%	133.14%
	DIST. 6	1,795	2,413	0	0	2,413	2,452	0	1,756	-39	-2.17%	101.62%

**TREND OF CASES IN THE MUNICIPAL DEPARTMENT,  
CIRCUIT COURT OF COOK COUNTY DURING 1990**

		Pending At Start	Filed	Rein- stated	Trans- ferred	Total Added	Disposed of	Adjust- ment	Pending At End	Inventory Increase + Decrease -	Percent Change Pending	No. Disposed As A % of Total Added
MISDEMEANORS, ORDINANCE VIOLATIONS, & CONSERVATION VIOLATIONS (1)	DIST. 1	310,545	167,059	0	0	167,059	236,022	127,530	369,112	58,567	18.86%	141.28%
	DIST. 2	6,127	7,973	0	0	7,973	9,932	0	4,168	-1,959	-31.97%	124.57%
	DIST. 3	8,862	12,605	1	0	12,606	14,918	0	6,550	-2,312	-26.09%	118.34%
	DIST. 4	13,727	14,615	6,906	0	21,521	19,218	587	16,617	2,890	21.05%	89.30%
	DIST. 5	5,191	12,100	0	0	12,100	14,710	0	2,581	-2,610	-50.28%	121.57%
	DIST. 6	11,574	22,797	0	0	22,797	29,177	-70	5,124	-6,450	-55.73%	127.99%
TRAFFIC (2)	DIST. 1	—	749,313	0	0	749,313	770,560	—	—	—	—	102.84%
	DIST. 2	—	143,867	0	0	143,867	173,225	—	—	—	—	120.41%
	DIST. 3	—	194,647	0	0	194,647	236,152	—	—	—	—	121.32%
	DIST. 4	—	158,610	0	0	158,610	192,810	—	—	—	—	121.56%
	DIST. 5	—	141,537	0	0	141,537	181,530	—	—	—	—	128.26%
	DIST. 6	—	153,101	0	0	153,101	167,638	—	—	—	—	109.50%
PARKING CASES ***	DIST. 1	—	1,934,570	0	0	1,934,570	466,324	—	—	—	—	24.10%
	DIST. 2	—	6,361	0	0	6,361	4,497	—	—	—	—	70.70%
	DIST. 3	—	14,953	0	0	14,953	5,694	—	—	—	—	38.08%
	DIST. 4	—	15,276	0	0	15,276	8,898	—	—	—	—	58.25%
	DIST. 5	—	14,556	0	0	14,556	8,149	—	—	—	—	55.98%
	DIST. 6	—	20,013	0	0	20,013	15,039	—	—	—	—	75.15%
DISTRICT TOTALS ***	DIST. 1	625,648	427,417	25,824	0	453,241	513,195	141,709	707,403	81,755	13.07%	113.23%
	DIST. 2	11,225	13,367	716	0	14,083	17,335	85	8,058	-3,167	-28.21%	123.09%
	DIST. 3	13,020	18,945	774	0	19,719	22,180	68	10,627	-2,393	-18.38%	112.48%
	DIST. 4	17,203	22,320	9,319	0	31,639	29,358	676	20,160	2,957	17.19%	92.79%
	DIST. 5	7,341	17,091	1,000	0	18,091	21,429	609	4,612	-2,729	-37.17%	118.45%
	DIST. 6	20,868	36,864	1,014	0	37,878	45,907	-60	12,779	-8,089	-38.76%	121.20%
GRAND TOTALS — MUNICIPAL DEPARTMENTS (PAGES 3-6)		695,305	536,004	38,647	0	574,651	649,404	143,087	763,639	68,334	9.83%	113.01%

\* Housing matters are filed and disposed of as "general law" cases in Districts 2 through 5.

\*\* All paternity matters in District 5 filed and disposed in District 4.

\*\*\* Parking cases are not calculated into District Totals.

(1) Indicated the dispositions of charges and not cases.

(2) Includes both Major and Minor traffic cases. Does not include Parking cases.



# LAW

## IN THE LAW DIVISION, COUNTY DEPARTMENT, CIRCUIT COURT OF COOK COUNTY STATISTICAL REPORT ON LAW CASES DURING 1990

### AGE OF PENDING CASES ON DECEMBER 31, 1990

			1985 & Earlier	During 1986	During 1987	During 1988	During 1989	During 1990	Totals
LAW CASES OVER \$15,000	Jury	Number Pending	4,393	4,325	6,103	10,431	9,608	9,816	44,676
		% of Total Pending Inventory	9.8%	9.7%	13.7%	23.3%	21.5%	22.0%	100%
	Non-Jury	Number Pending	69	118	197	1,154	2,629	7,121	11,288
		% of Total Pending Inventory	0.6%	1.0%	1.7%	10.2%	23.3%	63.1%	100%

### AVERAGE TIME INTERVAL BETWEEN DATE OF FILING AND DATE OF DISPOSITION OF LAW JURY CASES

Law Jury Cases Terminated by Verdict				
Calendar	Number of Verdicts Reached During the Period	Months Elapsed Between Date of Filing and Date of Verdict		
		Maximum	Minimum	Average
Standard	489	135	5	71.7
Special	7	83	40	58.2
Total	496	135	5	71.5

Law Jury Cases Disposed of by Any Means Including Verdict				
Calendar	Total Number of Cases Disposed of During the Period	Months Elapsed Between Date of Filing and Date of Disposition		
		Maximum	Minimum	Average
Total	27,596	156	1	45.2

**IN THE MUNICIPAL DEPARTMENT, CIRCUIT COURT OF COOK COUNTY  
DISTRICTS ONE THRU SIX, LAW JURY CASES DURING 1990**

**AVERAGE TIME INTERVAL BETWEEN DATE OF FILING  
AND DATE OF DISPOSITION OF LAW JURY CASES**

	Law Jury Cases Terminated by Verdict			
	Number of Verdicts Reached During the Period	Months Elapsed Between Date of Filing and Date of Verdict		
		Maximum	Minimum	Average
District One	433	93	1	26
District Two	25	49.9	2.9	24.5
District Three	30	34.9	6.2	18.3
District Four	26	49.3	1.8	28
District Five	8	20.8	0.7	8.5
District Six	23	40	0.7	19.4
TOTAL	545	93	0.7	25.1

	All Law Jury Cases Disposed of by Any Means Including Verdict			
	Total Number of Cases Disposed of During the Period	Months Elapsed Between Date of Filing and Date of Verdict		
		Maximum	Minimum	Average
District One	198,095	238	1	9.8
District Two	296	69.2	1	16.9
District Three	492	48.2	1	15
District Four	373	58.7	0.4	19.5
District Five	217	46.9	0.7	16.7
District Six	474	66	0.7	13.8
TOTAL	199,947	238	0.4	9.9



## COUNTY DEPARTMENT

### IN THE DOMESTIC RELATIONS DIVISION, COUNTY DEPARTMENT, CIRCUIT COURT OF COOK COUNTY DURING 1990

#### TOTAL DIVORCE CASES TERMINATED - 20,247

##### PART I

#### TOTAL JUDGMENTS - 15,696

- |                              |          |
|------------------------------|----------|
| 1. Dissolution of Marriage   | - 15,469 |
| 2. Legal Separation          | - 138    |
| 3. Declaration of Invalidity | - 89     |

##### PART II

#### TOTAL DISMISSALS - 4,551

- |                              |         |
|------------------------------|---------|
| 1. Dissolution of Marriage   | - 4,398 |
| 2. Legal Separation          | - 134   |
| 3. Declaration of Invalidity | - 18    |

## MISDEMEANOR, ORDINANCE & CONSERVATION VIOLATIONS

### IN THE MUNICIPAL DEPARTMENTS, — DISTRICTS ONE THRU SIX

#### NATURE AND NUMBER OF DISPOSITIONS OF MISDEMEANORS, ORDINANCE VIOLATIONS AND CONSERVATIONS VIOLATIONS\*

Method of Disposition — Not Convicted										
District	Bond Forfeiture With or Without Warrant	Dismissed For Want of Prosecution	Nolle Prosequi	Non- Suit	Stricken Off With Leave to To Reinstate	Leave To File Denied	Discharge Speedy Trial Statute	Found Not Guilty	Other Dismissal	Not Convicted Sub-Totals
One	26,351	3,008	8,717	55,793	98,260	243	0	7,600	1,015	200,987
Two	1,700	9	71	191	2,846	0	0	360	125	5,302
Three	1,869	20	180	956	3,530	54	0	392	139	7,140
Four	4,431	33	120	559	4,596	2	0	1,042	50	10,833
Five	1,843	22	1,075	513	4,441	6	0	614	205	8,719
Six	6,372	379	2,748	1,434	6,066	0	0	673	302	17,974
Totals	42,566	3,471	12,911	59,446	119,739	305	0	10,681	1,836	250,955

#### NATURE AND NUMBER OF DISPOSITIONS OF MISDEMEANORS, ORDINANCE VIOLATIONS AND CONSERVATION VIOLATIONS\*

Method of Disposition — Convicted								
District	Imprison/ Periodic Imprison.		Probation	Conditional Discharge	Supervision	Fine Only and Ordered to Pay	Convicted Sub-Totals	Totals Convicted and Not Convicted
	State	Local						
One	43	4,438	1,774	1,122	18,724	13,074	39,175	240,162
Two	3	357	250	199	2,371	1,450	4,630	9,932
Three	3	571	111	394	3,642	3,057	7,778	14,918
Four	2	927	310	396	3,729	2,706	8,070	18,903
Five	2	597	80	148	3,446	1,718	5,991	14,710
Six	5	980	27	946	6,393	2,852	11,203	29,177
Totals	58	7,870	2,552	3,205	38,305	24,857	76,847	327,802

\*Indicates the disposition of charges and not cases.



# FELONY

## IN THE MUNICIPAL DEPARTMENTS, CIRCUIT COURT OF COOK COUNTY, DISTRICTS ONE THRU SIX DURING 1990

### NATURE OF DISPOSITION OF PRELIMINARY HEARINGS

	Method of Disposition*									
	Superseded By Indictment/Information or Finding of Probable Cause	No Probable Cause	Bond Forfeiture W/ or W/O Warrant	Dismissed for Want of Prosecution	Nolle Prosequi	Stricken Off With Leave to Reinstate	Leave to File Denied	Off Call/ Other Dismissal	Non-Suit	Totals
District 1	23,450	7,911	4,925	29	10,404	813	65	70	98	47,765
District 2	1,776	66	233	0	49	1,342	0	16	3	3,485
District 3	1,119	62	252	1	359	128	4	7	12	1,944
District 4	1,306	91	227	3	2,025	90	0	4	3	3,749
District 5	1,946	60	141	0	1,232	44	0	4	2	3,429
District 6	1,635	61	299	2	295	65	0	7	0	2,364
TOTAL	31,232	8,251	6,077	35	14,364	2,482	69	108	118	62,736

\*Indicates the disposition of felony charges and not cases.

## IN THE CRIMINAL DIVISION, COUNTY DEPARTMENT, AND IN THE MUNICIPAL DEPARTMENTS — DISTRICTS ONE THRU SIX

### Disposition of Defendants\* Charged With Offenses by Indictment & Information

	Not Convicted						Convicted			Found Unfit to Be Tried	Total Defendants Disposed of
	Nolle	S.O.L.	Reduced to Misdemeanor	Other Discharge	Acquitted by		** Guilty Plea	** Bench Trial	** Jury Trial		
					Bench Trial	Jury Trial					
Criminal Division	2,919	4,931	566	274	3,996	112	24,306	3,414	387	200	41,105
District 1	0	0	0	0	0	0	186	0	0	0	186
District 2	40	70	102	87	42	3	980	30	1	1	1,356
District 3	104	31	28	31	13	2	693	21	4	1	928
District 4	72	73	66	9	36	5	1,342	42	12	0	1,657
District 5	88	2	13	5	9	8	799	14	13	0	951
District 6	95	10	19	17	57	4	1,924	11	31	2	2,170
Totals	3,318	5,117	794	423	4,153	134	30,230	3,532	448	204	48,353

\*Not necessarily different defendants.

\*\*Includes defendants found to be "guilty, but mentally ill."

## FELONY

### IN THE CRIMINAL DIVISION, COUNTY DEPARTMENT, CIRCUIT COURT OF COOK COUNTY, 1990 ANNUAL REPORT

#### GUILTY PLEAS ACCEPTED BY TYPE OF FELONY & SENTENCES IMPOSED ON DEFENDANTS\*

Type of Felony	Death	Natural Life	State Imprison.	CCDOC Only	Periodic Imp. Only CCDOC	Periodic Imp. With Condition	Probation Only	Probation With Some Jail Time	Prob. With Other Conditions	Condition Discharge Only	Condition Discharge W/Cond.	** Other	Totals
Murder	0	2	181	0	0	0	2	1	1	0	0	1	188
Class X	X	0	2,157	0	2	0	322	146	114	0	0	3	2,744
Class One	X	X	1,860	0	15	0	1,836	356	566	0	1	6	4,640
Class Two	X	X	2,910	0	59	1	1,893	689	1,082	0	5	8	6,647
Class Three	X	X	2,641	0	72	2	2,566	637	948	0	12	6	6,884
Class Four	X	X	782	0	19	0	870	212	1,299	0	11	10	3,203
Totals	0	2	10,531	0	167	3	7,489	2,041	4,010	0	29	34	24,306

#### CONVICTIONS BY COURT BY TYPE OF FELONY & SENTENCES IMPOSED ON DEFENDANTS\*

Type of Felony	Death	Natural Life	State Imprison.	CCDOC Only	Periodic Imp. Only CCDOC	Periodic Imp. With Condition	Probation Only	Probation With Some Jail Time	Prob. With Other Conditions	Condition Discharge Only	Condition Discharge W/Cond.	** Other	Totals
Murder	2	2	138	0	0	0	10	5	3	0	0	0	160
Class X	X	2	586	0	1	0	197	103	106	0	0	2	997
Class One	X	X	283	0	5	0	239	95	186	0	1	2	811
Class Two	X	X	326	0	3	0	220	35	96	0	5	1	686
Class Three	X	X	287	0	0	0	184	29	100	0	1	2	603
Class Four	X	X	51	0	0	0	58	10	36	0	1	1	157
Totals	2	4	1,671	0	9	0	908	277	527	0	8	8	3,414

#### CONVICTIONS BY JURY BY TYPE OF FELONY & SENTENCES IMPOSED ON DEFENDANTS\*

Type of Felony	Death	Natural Life	State Imprison.	CCDOC Only	Periodic Imp. Only CCDOC	Periodic Imp. With Condition	Probation Only	Probation With Some Jail Time	Prob. With Other Conditions	Condition Discharge Only	Condition Discharge W/Cond.	** Other	Totals
Murder	3	17	100	0	0	0	2	0	0	0	0	0	122
Class X	X	2	148	0	0	0	1	0	4	0	0	0	155
Class One	X	X	15	0	0	0	0	1	0	0	0	0	16
Class Two	X	X	41	0	0	0	4	0	5	0	0	0	50
Class Three	X	X	26	0	0	0	1	1	4	0	0	0	32
Class Four	X	X	9	0	0	0	0	1	2	0	0	0	12
Totals	3	19	339	0	0	0	8	3	15	0	0	0	387

\*Not necessarily different defendants.

\*\*Includes defendants sentenced to pay a fine only, drug abuse program only, etc.

Note: Includes sentences where defendant was charged with a Murder or a Class X offense and reported as such, but defendant was found guilty of a lesser offense.



## FELONY

### IN THE CIRCUIT COURT OF COOK COUNTY MUNICIPAL DEPARTMENT, DISTRICT ONE

#### TYPE OF SENTENCES IMPOSED ON DEFENDANTS CHARGED WITH FELONIES BY INFORMATION DURING 1990

Sentences Imposed	Number of Defendants
State Imprisonment Only (a) .....	14
Local Imprisonment Only .....	0
Periodic Imprisonment Only .....	0
Periodic Imprisonment** With Conditions .....	16
Probation Only .....	106
Probation With Some Jail .....	22
Probation With Conditions** .....	27
Conditional Discharge Only .....	1
Conditional Discharge With Some Jail .....	0
Conditional Discharge** With Conditions .....	0
Total Pleas .....	186

(a) Sentences to State Imprisonment do include some orders reported with a condition to pay a fine.

\*Not necessarily different defendants.

\*\*Includes such conditions as payment of a fine, restitution, etc.

## FELONY

### IN THE MUNICIPAL DEPARTMENT, CIRCUIT COURT OF COOK COUNTY, DISTRICT TWO — 1990 ANNUAL REPORT

#### GUILTY PLEAS ACCEPTED BY TYPE OF FELONY & SENTENCES IMPOSED ON DEFENDANTS\*

Type of Felony	Death	Natural Life	State Imprison.	CCDOC Only	Periodic Imp. Only CCDOC	Periodic Imp. With Condition	Probation Only	Probation With Some Jail Time	Prob. With Other Conditions	Condition Discharge Only	Condition Discharge W/Cond.	** Other	Totals
Murder	0	0	2	0	0	0	0	0	0	0	0	0	2
Class X	X	0	30	0	0	0	0	0	0	0	0	1	31
Class One	X	X	47	0	0	0	28	0	17	0	0	0	92
Class Two	X	X	89	3	0	0	113	13	24	1	0	5	248
Class Three	X	X	170	1	0	0	162	13	48	6	0	4	404
Class Four	X	X	82	1	0	0	64	5	48	2	0	1	203
Totals	0	0	420	5	0	0	367	31	137	9	0	11	980

#### CONVICTIONS BY COURT BY TYPE OF FELONY & SENTENCES IMPOSED ON DEFENDANTS\*

Type of Felony	Death	Natural Life	State Imprison.	CCDOC Only	Periodic Imp. Only CCDOC	Periodic Imp. With Condition	Probation Only	Probation With Some Jail Time	Prob. With Other Conditions	Condition Discharge Only	Condition Discharge W/Cond.	** Other	Totals
Murder	0	0	0	0	0	0	0	0	0	0	0	0	0
Class X	X	0	4	0	0	0	0	0	0	0	0	0	4
Class One	X	X	4	0	0	0	1	0	0	0	0	0	5
Class Two	X	X	3	0	0	0	2	0	1	0	0	0	6
Class Three	X	X	3	0	0	0	7	0	2	0	0	0	12
Class Four	X	X	2	0	0	0	1	0	0	0	0	0	3
Totals	0	0	16	0	0	0	11	0	3	0	0	0	30

#### CONVICTIONS BY JURY BY TYPE OF FELONY & SENTENCES IMPOSED ON DEFENDANTS\*

Type of Felony	Death	Natural Life	State Imprison.	CCDOC Only	Periodic Imp. Only CCDOC	Periodic Imp. With Condition	Probation Only	Probation With Some Jail Time	Prob. With Other Conditions	Condition Discharge Only	Condition Discharge W/Cond.	** Other	Totals
Murder	0	0	0	0	0	0	0	0	0	0	0	0	0
Class X	X	0	1	0	0	0	0	0	0	0	0	0	1
Class One	X	X	0	0	0	0	0	0	0	0	0	0	0
Class Two	X	X	0	0	0	0	0	0	0	0	0	0	0
Class Three	X	X	0	0	0	0	0	0	0	0	0	0	0
Class Four	X	X	0	0	0	0	0	0	0	0	0	0	0
Totals	0	0	1	0	0	0	0	0	0	0	0	0	1

\*Not necessarily different defendants.

\*\*Includes defendants sentenced to pay a fine only, drug abuse program only, etc.

Note: Includes sentences where defendant was charged with a Murder or a Class X offense and reported as such, but defendant was found guilty of a lesser offense.



## FELONY

### IN THE MUNICIPAL DEPARTMENT, CIRCUIT COURT OF COOK COUNTY, DISTRICT THREE — 1990 ANNUAL REPORT

#### GUILTY PLEAS ACCEPTED BY TYPE OF FELONY & SENTENCES IMPOSED ON DEFENDANTS\*

Type of Felony	Death	Natural Life	State Imprison.	CCDOC Only	Periodic Imp. Only CCDOC	Periodic Imp. With Condition	Probation Only	Probation With Some Jail Time	Prob. With Other Conditions	Condition Discharge Only	Condition Discharge W/Cond.	** Other	Totals
Murder	0	0	2	0	0	0	0	0	0	0	0	0	2
Class X	X	0	26	0	0	0	0	0	0	0	0	3	29
Class One	X	X	47	5	0	0	23	13	10	0	0	10	108
Class Two	X	X	97	12	0	7	47	30	30	4	0	19	246
Class Three	X	X	63	16	0	4	49	21	31	3	1	7	195
Class Four	X	X	19	7	0	1	27	20	26	3	2	8	113
Totals	0	0	254	40	0	12	146	84	97	10	3	47	693

#### CONVICTIONS BY COURT BY TYPE OF FELONY & SENTENCES IMPOSED ON DEFENDANTS\*

Type of Felony	Death	Natural Life	State Imprison.	CCDOC Only	Periodic Imp. Only CCDOC	Periodic Imp. With Condition	Probation Only	Probation With Some Jail Time	Prob. With Other Conditions	Condition Discharge Only	Condition Discharge W/Cond.	** Other	Totals
Murder	1	0	1	0	0	0	0	0	0	0	0	0	2
Class X	X	0	3	0	0	0	0	0	0	0	0	0	3
Class One	X	X	1	0	0	0	0	0	0	0	0	0	1
Class Two	X	X	0	2	0	0	1	1	0	1	0	0	5
Class Three	X	X	3	1	0	0	0	0	0	4	0	0	8
Class Four	X	X	1	0	0	0	1	0	0	0	0	0	2
Totals	1	0	9	3	0	0	2	1	0	5	0	0	21

#### CONVICTIONS BY JURY BY TYPE OF FELONY & SENTENCES IMPOSED ON DEFENDANTS\*

Type of Felony	Death	Natural Life	State Imprison.	CCDOC Only	Periodic Imp. Only CCDOC	Periodic Imp. With Condition	Probation Only	Probation With Some Jail Time	Prob. With Other Conditions	Condition Discharge Only	Condition Discharge W/Cond.	** Other	Totals
Murder	0	0	0	0	0	0	0	0	0	0	0	0	0
Class X	X	0	2	0	0	0	0	0	0	0	0	0	2
Class One	X	X	1	0	0	0	0	0	0	0	0	0	1
Class Two	X	X	0	0	0	0	0	0	0	0	0	0	0
Class Three	X	X	1	0	0	0	0	0	0	0	0	0	1
Class Four	X	X	0	0	0	0	0	0	0	0	0	0	0
Totals	0	0	4	0	0	0	0	0	0	0	0	0	4

\*Not necessarily different defendants.

\*\*Includes defendants sentenced to pay a fine only, drug abuse program only, etc.

Note: Includes sentences where defendant was charged with a Murder or a Class X offense and reported as such, but defendant was found guilty of a lesser offense.

## FELONY

### IN THE MUNICIPAL DEPARTMENT, CIRCUIT COURT OF COOK COUNTY, DISTRICT FOUR — 1990 ANNUAL REPORT

#### GUILTY PLEAS ACCEPTED BY TYPE OF FELONY & SENTENCES IMPOSED ON DEFENDANTS\*

Type of Felony	Death	Natural Life	State Imprison.	CCDOC Only	Periodic Imp. Only CCDOC	Periodic Imp. With Condition	Probation Only	Probation With Some Jail Time	Prob. With Other Conditions	Condition Discharge Only	Condition Discharge W/Cond.	** Other	Totals
Murder	0	0	0	0	0	0	0	0	0	0	0	0	0
Class X	X	0	68	0	0	0	0	0	0	0	0	0	68
Class One	X	X	80	0	0	0	16	5	5	0	0	0	106
Class Two	X	X	150	0	0	0	101	88	55	5	0	0	399
Class Three	X	X	209	0	0	0	102	71	74	12	0	0	468
Class Four	X	X	94	0	0	0	76	28	90	12	1	0	301
Totals	0	0	601	0	0	0	295	192	224	29	1	0	1,342

#### CONVICTIONS BY COURT BY TYPE OF FELONY & SENTENCES IMPOSED ON DEFENDANTS\*

Type of Felony	Death	Natural Life	State Imprison.	CCDOC Only	Periodic Imp. Only CCDOC	Periodic Imp. With Condition	Probation Only	Probation With Some Jail Time	Prob. With Other Conditions	Condition Discharge Only	Condition Discharge W/Cond.	** Other	Totals
Murder	0	0	0	0	0	0	0	0	0	0	0	0	0
Class X	X	0	10	0	0	0	0	0	0	0	0	0	10
Class One	X	X	1	0	0	0	2	0	1	0	0	0	4
Class Two	X	X	5	0	0	0	3	0	2	0	0	0	10
Class Three	X	X	6	0	0	0	3	5	0	2	0	0	16
Class Four	X	X	1	0	0	0	1	0	0	0	0	0	2
Totals	0	0	23	0	0	0	9	5	3	2	0	0	42

#### CONVICTIONS BY JURY BY TYPE OF FELONY & SENTENCES IMPOSED ON DEFENDANTS\*

Type of Felony	Death	Natural Life	State Imprison.	CCDOC Only	Periodic Imp. Only CCDOC	Periodic Imp. With Condition	Probation Only	Probation With Some Jail Time	Prob. With Other Conditions	Condition Discharge Only	Condition Discharge W/Cond.	** Other	Totals
Murder	0	0	0	0	0	0	0	0	0	0	0	0	0
Class X	X	0	8	0	0	0	0	0	0	0	0	0	8
Class One	X	X	2	0	0	0	0	0	0	0	0	0	2
Class Two	X	X	0	0	0	0	0	0	0	0	0	0	0
Class Three	X	X	1	0	0	0	0	0	0	0	0	0	1
Class Four	X	X	1	0	0	0	0	0	0	0	0	0	1
Totals	0	0	12	0	0	0	0	0	0	0	0	0	12

\*Not necessarily different defendants.

\*\*Includes defendants sentenced to pay a fine only, drug abuse program only, etc.

Note: Includes sentences where defendant was charged with a Murder or a Class X offense and reported as such, but defendant was found guilty of a lesser offense.



## FELONY

### IN THE MUNICIPAL DEPARTMENT, CIRCUIT COURT OF COOK COUNTY, DISTRICT FIVE — 1990 ANNUAL REPORT

#### GUILTY PLEAS ACCEPTED BY TYPE OF FELONY & SENTENCES IMPOSED ON DEFENDANTS\*

Type of Felony	Death	Natural Life	State Imprison.	CCDOC Only	Periodic Imp. Only CCDOC	Periodic Imp. With Condition	Probation Only	Probation With Some Jail Time	Prob. With Other Conditions	Condition Discharge Only	Condition Discharge W/Cond.	** Other	Totals
Murder	0	0	1	0	0	0	0	0	0	0	0	0	1
Class X	X	0	10	0	0	0	0	0	0	0	0	0	10
Class One	X	X	23	0	0	0	5	7	17	0	0	0	52
Class Two	X	X	90	0	0	0	20	25	90	0	0	0	225
Class Three	X	X	101	0	1	0	34	27	98	0	0	0	261
Class Four	X	X	75	0	0	0	26	24	124	1	0	0	250
Totals	0	0	300	0	1	0	85	83	329	1	0	0	799

#### CONVICTIONS BY COURT BY TYPE OF FELONY & SENTENCES IMPOSED ON DEFENDANTS\*

Type of Felony	Death	Natural Life	State Imprison.	CCDOC Only	Periodic Imp. Only CCDOC	Periodic Imp. With Condition	Probation Only	Probation With Some Jail Time	Prob. With Other Conditions	Condition Discharge Only	Condition Discharge W/Cond.	** Other	Totals
Murder	0	0	0	0	0	0	0	0	0	0	0	0	0
Class X	X	0	4	0	0	0	0	0	0	0	0	0	4
Class One	X	X	0	0	0	0	0	0	0	0	0	0	0
Class Two	X	X	0	0	0	0	0	0	1	0	0	0	1
Class Three	X	X	2	0	0	0	0	1	1	0	0	0	4
Class Four	X	X	1	0	0	0	0	2	2	0	0	0	5
Totals	0	0	7	0	0	0	0	3	4	0	0	0	14

#### CONVICTIONS BY JURY BY TYPE OF FELONY & SENTENCES IMPOSED ON DEFENDANTS\*

Type of Felony	Death	Natural Life	State Imprison.	CCDOC Only	Periodic Imp. Only CCDOC	Periodic Imp. With Condition	Probation Only	Probation With Some Jail Time	Prob. With Other Conditions	Condition Discharge Only	Condition Discharge W/Cond.	** Other	Totals
Murder	0	0	0	0	0	0	0	0	0	0	0	0	0
Class X	X	0	1	0	0	0	0	0	0	0	0	0	1
Class One	X	X	2	0	0	0	0	0	0	0	0	0	2
Class Two	X	X	0	0	0	0	1	0	1	0	0	0	2
Class Three	X	X	3	0	0	0	0	2	0	0	0	0	5
Class Four	X	X	1	0	0	0	1	0	1	0	0	0	3
Totals	0	0	7	0	0	0	2	2	2	0	0	0	13

\*Not necessarily different defendants.

\*\*Includes defendants sentenced to pay a fine only, drug abuse program only, etc.

Note: Includes sentences where defendant was charged with a Murder or a Class X offense and reported as such, but defendant was found guilty of a lesser offense.

## FELONY

### IN THE MUNICIPAL DEPARTMENT, CIRCUIT COURT OF COOK COUNTY, DISTRICT SIX — 1990 ANNUAL REPORT

#### GUILTY PLEAS ACCEPTED BY TYPE OF FELONY & SENTENCES IMPOSED ON DEFENDANTS\*

Type of Felony	Death	Natural Life	State Imprison.	CCDOC Only	Periodic Imp. Only CCDOC	Periodic Imp. With Condition	Probation Only	Probation With Some Jail Time	Prob. With Other Conditions	Condition Discharge Only	Condition Discharge W/Cond.	** Other	Totals
Murder	0	2	9	0	0	0	0	0	0	0	0	0	11
Class X	X	0	116	0	0	0	0	0	0	0	0	0	116
Class One	X	X	169	1	0	0	46	37	39	0	2	0	294
Class Two	X	X	214	0	0	0	87	124	126	2	6	0	559
Class Three	X	X	197	0	1	0	54	77	75	0	15	0	419
Class Four	X	X	155	0	0	0	67	54	229	4	16	0	525
Totals	0	2	860	1	1	0	254	292	469	6	39	0	1,924

#### CONVICTIONS BY COURT BY TYPE OF FELONY & SENTENCES IMPOSED ON DEFENDANTS\*

Type of Felony	Death	Natural Life	State Imprison.	CCDOC Only	Periodic Imp. Only CCDOC	Periodic Imp. With Condition	Probation Only	Probation With Some Jail Time	Prob. With Other Conditions	Condition Discharge Only	Condition Discharge W/Cond.	** Other	Totals
Murder	0	0	0	0	0	0	0	0	0	0	0	0	0
Class X	X	0	6	0	0	0	0	0	0	0	0	0	6
Class One	X	X	0	0	0	0	0	0	0	0	0	0	0
Class Two	X	X	0	0	0	0	0	0	0	0	0	0	0
Class Three	X	X	2	0	0	0	1	1	0	0	0	0	4
Class Four	X	X	0	0	0	0	0	0	1	0	0	0	1
Totals	0	0	8	0	0	0	1	1	1	0	0	0	11

#### CONVICTIONS BY JURY BY TYPE OF FELONY & SENTENCES IMPOSED ON DEFENDANTS\*

Type of Felony	Death	Natural Life	State Imprison.	CCDOC Only	Periodic Imp. Only CCDOC	Periodic Imp. With Condition	Probation Only	Probation With Some Jail Time	Prob. With Other Conditions	Condition Discharge Only	Condition Discharge W/Cond.	** Other	Totals
Murder	3	0	7	0	0	0	0	0	0	0	0	0	10
Class X	X	0	9	0	0	0	0	0	0	0	0	0	9
Class One	X	X	4	0	0	0	0	0	0	0	0	0	4
Class Two	X	X	5	0	0	0	0	0	0	0	0	0	5
Class Three	X	X	0	0	0	0	0	0	1	0	0	0	1
Class Four	X	X	1	0	0	0	0	0	0	0	1	0	2
Totals	3	0	26	0	0	0	0	0	1	0	1	0	31

\*Not necessarily different defendants.

\*\*Includes defendants sentenced to pay a fine only, drug abuse program only, etc.

Note: Includes sentences where defendant was charged with a Murder or a Class X offense and reported as such, but defendant was found guilty of a lesser offense.



## TRAFFIC

### IN THE MUNICIPAL DEPARTMENT, CIRCUIT COURT OF COOK COUNTY, DISTRICTS ONE THRU SIX MAJOR TRAFFIC CASES — 1990 ANNUAL

	Dist. 1	Dist. 2	Dist. 3	Dist. 4	Dist. 5	Dist. 6	Totals
Total Cases Filed	34,748	11,560	19,555	9,874	12,837	16,785	105,359
<b>Case Violations</b>							
Drive Permit	300	119	607	70	421	365	1,882
DUI	5,721	3,700	7,155	1,482	3,949	4,641	26,648
Sworn Report	5,004	1,827	3,642	752	1,963	2,463	15,651
Suspended License	22,389	5,705	7,877	7,365	6,387	9,167	58,890
Reckless Drive	192	117	159	71	42	72	653
Accident	984	56	61	112	45	54	1,312
Drag Racing	158	36	54	22	30	23	323
Total Cases	34,748	11,560	19,555	9,874	12,837	16,785	105,359
<b>Court Finding of Guilty</b>							
Fines Paid	4,270	2,292	2,566	2,123	2,010	2,010	15,271
Prob Cau & Guilty	519	1,054	1,194	864	861	1,401	5,893
Jail	2,684	217	815	516	266	692	5,190
Cont'd & Probation	1,618	678	1,289	705	674	1,421	6,385
Total Guilty	9,091	4,241	5,864	4,208	3,811	5,524	32,739
<b>Court Finding of Not Guilty</b>							
No Probable Cause	0	0	0	0	0	0	0
Sup Term W/WoC	5,336	3,011	5,259	3,237	4,386	3,545	24,774
Discharged	2,897	1,158	1,207	1,126	717	2,000	9,105
Lv to File Denied	1	0	3	2	24	7	37
S.O.L.	6,635	2,653	4,863	877	3,176	2,414	20,618
Non-Suit	145	3	453	19	4	145	769
Nolle-Prosequi	66	13	30	1	16	511	637
DWP	71	1	3	4	12	12	103
Death Sug C/A	36	22	13	9	28	50	158
Total Not Guilty	15,187	6,861	11,831	5,275	8,363	8,684	56,201
<b>Court Finding on Judicial Driving Permits</b>							
	1,051	203	599	59	467	470	2,849
<b>Court Finding on Pending Cases</b>							
Supervision	6,940	3,241	5,935	4,040	4,386	5,811	30,353
Non Appearance	314	71	118	53	883	287	1,726
Motion W/Fee	80	0	0	0	0	0	80
Continued	59,604	18,823	35,763	12,785	23,471	39,820	190,266
Bond Judgement	17,729	1,547	2,290	2,175	1,708	4,125	29,574
Bond Forf Warr	28,260	3,037	4,459	3,282	3,281	5,858	48,177
Total Pending	112,927	26,719	48,565	22,335	33,729	55,901	300,176
Total Court Cases Heard	138,256	38,024	66,859	31,877	46,370	70,579	391,965
Total Tickets Handled By The Court in Year	173,004	49,584	86,414	41,751	59,207	87,364	497,324

# TRAFFIC

## IN THE MUNICIPAL DEPARTMENT, CIRCUIT COURT OF COOK COUNTY, DISTRICTS ONE THRU SIX MINOR TRAFFIC CASES — 1990 ANNUAL REPORT

	Dist. 1	Dist. 2	Dist. 3	Dist. 4	Dist. 5	Dist. 6	Totals
Total Cases Filed	714,565	132,307	175,092	148,736	128,700	136,316	1,435,716
<b>Court Finding of Guilty</b>							
Fines Paid	19,269	7,607	8,950	6,231	5,866	6,487	54,410
Prob Cau & Guilty	26,961	4,275	4,686	7,392	5,534	5,873	54,721
Jail	1,354	35	349	201	194	494	2,627
Cont'd & Probation	490	73	188	153	101	268	1,273
Total Guilty	48,074	11,990	14,173	13,977	11,695	13,122	113,031
<b>Court Finding of Not Guilty</b>							
No Probable Cause	0	0	0	0	0	0	0
Sup Term W/WoC	311,556	89,496	124,915	95,436	96,576	65,095	783,074
Discharged	145,224	9,335	14,055	33,962	21,882	18,914	243,372
Lv to File Denied	7	203	1,015	12	503	514	2,254
S.O.L.	24,272	35,496	18,027	15,821	18,566	13,739	125,921
Non-Suit	34,660	941	24,233	10,826	5,812	18,169	94,641
Nolle-Prosequi	425	38	139	11	43	2,262	2,918
DWP	65,260	142	824	749	643	3,230	70,848
Death Sug C/A	105	48	37	27	42	87	346
Total Not Guilty	581,509	135,699	183,245	156,844	144,067	122,010	1,323,374
<b>Court Finding on Judicial Driving Permits</b>							
	0	0	0	0	0	0	0
<b>Court Finding on Pending Cases</b>							
Supervision	213,162	8,629	14,539	12,319	22,722	30,267	301,638
Non Appearance	181,038	22,051	27,615	27,780	27,830	26,959	313,273
Motion W/Fee	4,462	0	0	0	0	584	5,046
Continued	616,526	82,420	121,641	86,138	79,066	87,071	1,072,862
Bond Judgement	154,625	4,318	6,762	7,186	4,721	9,736	187,348
Bond Forf Warr	266,513	8,526	13,164	11,401	8,423	18,767	326,794
Total Pending	1,436,326	125,944	183,721	144,824	142,762	173,384	2,206,961
Total Court Cases Heard	2,065,909	273,633	381,139	315,645	298,524	308,516	3,643,366
Pre-Court Pleas of Guilty	116,999	15,066	21,039	12,506	13,594	18,298	197,502
Total Tickets Handled By The Court in Year	2,897,473	421,006	577,270	476,887	440,818	463,130	5,276,584



# TRAFFIC

## IN THE MUNICIPAL DEPARTMENT, CIRCUIT COURT OF COOK COUNTY, DISTRICTS ONE THRU SIX PARKING CASES — 1990 ANNUAL REPORT

	Dist. 1	Dist. 2	Dist. 3	Dist. 4	Dist. 5	Dist. 6	Totals
Total Cases Filed	1,934,570	7,018	16,101	16,224	15,777	21,808	2,011,498
<b>Court Finding of Guilty</b>							
Fines Paid	11,798	638	512	379	460	1,036	14,823
Prob Cau & Guilty	26	175	215	580	403	174	1,573
Jail	0	0	0	1	0	0	1
Cont'd & Probation	0	0	0	0	0	0	0
Total Guilty	11,824	813	727	960	863	1,210	16,397
<b>Court Finding of Not Guilty</b>							
No Probable Cause	0	0	0	0	0	0	0
Sup Term W/WoC	1	528	79	416	332	307	1,663
Discharged	2,166	701	825	1,609	2,861	1,536	9,698
Lv to File Denied	0	2	6	0	208	0	216
S.O.L.	2	1,542	145	1,014	59	252	3,014
Non-Suit	31,382	1,357	4,429	5,620	3,784	11,798	58,370
Nolle-Prosequi	1	0	0	0	3	24	28
DWP	9,756	12	18	16	15	61	9,878
Death Sug C/A	0	1	0	0	0	5	6
Total Not Guilty	43,308	4,143	5,502	8,675	7,262	13,983	82,873
<b>Court Finding on Judicial Driving Permits</b>							
	0	0	0	0	0	0	0
<b>Court Finding on Pending Cases</b>							
Supervision	38	136	20	73	50	119	436
Non Appearance	0	1,583	185	16	7,745	13,077	22,606
Motion W/Fee	0	0	0	0	0	0	0
Continued	1,926	1,691	1,413	13,899	3,755	3,939	26,623
Bond Judgement	107	11	27	17	13	0	175
Bond Forf Warr	1,512	19	17	2	6	21	1,577
Summons	1,558,804	0	0	0	0	0	1,558,804
Total Pending	1,562,387	3,440	1,662	14,007	11,569	17,156	1,610,221
Total Court Cases Heard	1,617,519	8,396	7,891	23,642	19,694	32,349	1,709,491
Pre-Court Pleas of Guilty	356,377	256	233	212	761	1,082	358,921
Total Tickets Handled By The Court in Year	3,908,466	15,670	24,225	40,078	36,232	55,239	4,079,910

**The Illinois Circuit Court Probation  
1990 Caseload and Statistical Records**





**1990 Adult Probation Caseloads**  
**As of December 31, 1990**

Circuit	County	Felony	Misd.	DUI	Traffic	Total Active Cases	Felony as a % of the Total Cases	Misd. as a % of Total Cases	DUI as a % of Total Cases	Traffic as a % of Total Cases	Admin. Cases	Total Adult Cases
1st	Alexander	133	45	32	36	246	54.1%	18.3%	13.0%	14.6%	45	291
	Jackson	235	87	132	47	501	46.9%	17.4%	26.3%	9.4%	251	752
	Johnson	20	8	9	6	43	46.5%	18.6%	20.9%	14.0%	102	145
	Massac	62	30	40	17	149	41.6%	20.1%	26.8%	11.4%	334	483
	Pope	13	6	3	0	22	59.1%	27.3%	13.6%	0.0%	109	131
	Pulaski	56	14	0	21	91	61.5%	15.4%	0.0%	23.1%	12	103
	Saline	101	32	12	78	223	45.3%	14.3%	5.4%	35.0%	76	299
	Union	46	36	26	4	112	41.1%	32.1%	23.2%	3.6%	152	264
	Williamson	165	69	76	20	330	50.0%	20.9%	23.0%	6.1%	284	614
1st Circuit Total		831	327	330	229	1,717	48.4%	19.0%	19.2%	13.3%	1,365	3,082
2nd	Crawford	45	26	22	9	102	44.1%	25.5%	21.6%	8.8%	120	222
	Edwards	20	11	6	4	41	48.8%	26.8%	14.6%	9.8%	5	46
	Franklin	166	82	129	18	395	42.0%	20.8%	32.7%	4.6%	86	481
	Gallatin	38	14	8	1	61	62.3%	23.0%	13.1%	1.6%	19	80
	Hamilton	8	9	19	2	38	21.1%	23.7%	50.0%	5.3%	39	77
	Hardin	17	26	9	4	56	30.4%	46.4%	16.1%	7.1%	25	81
	Jefferson	142	59	27	20	248	57.3%	23.8%	10.9%	8.1%	320	568
	Lawrence	60	14	3	4	81	74.1%	17.3%	3.7%	4.9%	110	191
	Richland	53	44	32	11	140	37.9%	31.4%	22.9%	7.9%	33	173
	Wabash	45	28	2	0	75	60.0%	37.3%	2.7%	0.0%	48	123
	Wayne	54	24	17	4	99	54.5%	24.2%	17.2%	4.0%	42	141
	White	54	55	27	10	146	37.0%	37.7%	18.5%	6.8%	38	184
2nd Circuit Total		702	392	301	87	1,482	47.4%	26.5%	20.3%	5.9%	885	2,367
3rd	Bond	42	18	11	5	76	55.3%	23.7%	14.5%	6.6%	26	102
	Madison	528	181	42	0	751	70.3%	24.1%	5.6%	0.0%	550	1,301
3rd Circuit Total		570	199	53	5	827	68.9%	24.1%	6.4%	0.6%	576	1,403
4th	Christian	152	92	56	17	317	47.9%	29.0%	17.7%	5.4%	394	711
	Clay	73	21	80	9	183	39.9%	11.5%	43.7%	4.9%	80	263
	Clinton	103	44	87	9	243	42.4%	18.1%	35.8%	3.7%	475	718
	Effingham	112	47	51	38	248	45.2%	19.0%	20.6%	15.3%	148	396
	Fayette	81	36	2	4	123	65.9%	29.3%	1.6%	3.3%	40	163
	Jasper	36	33	32	1	102	35.3%	32.4%	31.4%	1.0%	50	152
	Marion	266	185	189	61	701	37.9%	26.4%	27.0%	8.7%	330	1,031
	Montgomery	85	54	101	2	242	35.1%	22.3%	41.7%	0.8%	88	330
	Shelby	55	26	11	1	93	59.1%	28.0%	11.8%	1.1%	59	152
4th Circuit Total		963	538	609	142	2,252	42.8%	23.9%	27.0%	6.3%	1,664	3,916
5th	Clark	22	3	3	0	28	78.6%	10.7%	10.7%	0.0%	25	53
	Coles	174	45	79	6	304	57.2%	14.8%	26.0%	2.0%	228	532
	Cumberland	6	1	2	0	9	66.7%	11.1%	22.2%	0.0%	0	9
	Edgar	74	25	7	0	106	69.8%	23.6%	6.6%	0.0%	43	149
	Vermilion	318	179	22	35	554	57.4%	32.3%	4.0%	6.3%	438	992
5th Circuit Total		594	253	113	41	1,001	59.3%	25.3%	11.3%	4.1%	734	1,735
6th	Champaign	488	161	45	6	700	69.7%	23.0%	6.4%	0.9%	218	918
	DeWitt	38	33	57	4	132	28.8%	25.0%	43.2%	3.0%	67	199
	Douglas	34	43	40	13	130	26.2%	33.1%	30.8%	10.0%	62	192
	Macon	340	34	46	10	430	79.1%	7.9%	10.7%	2.3%	325	755
	Moultrie	48	50	67	7	172	27.9%	29.1%	39.0%	4.1%	2	174
	Piatt	21	24	14	1	60	35.0%	40.0%	23.3%	1.7%	150	210
6th Circuit Total		969	345	269	41	1,624	59.7%	21.2%	16.6%	2.5%	824	2,448
7th	Greene	22	27	22	4	75	29.3%	36.0%	29.3%	5.3%	173	248
	Jersey	84	43	25	6	158	53.2%	27.2%	15.8%	3.8%	32	190
	Macoupin	90	208	217	32	547	16.5%	38.0%	39.7%	5.9%	247	794
	Morgan	82	58	112	5	257	31.9%	22.6%	43.6%	1.9%	167	424
	Sangamon	490	225	80	1	796	61.6%	28.3%	10.1%	0.1%	1,164	1,960
	Scott	2	5	0	0	7	28.6%	71.4%	0.0%	0.0%	10	17
7th Circuit Total		770	566	456	48	1,840	41.8%	30.8%	24.8%	2.6%	1,793	3,633
8th	Adams	303	64	0	0	367	82.6%	17.4%	0.0%	0.0%	116	483
	Brown	11	11	7	0	29	37.9%	37.9%	24.1%	0.0%	29	58
	Calhoun	27	18	10	0	55	49.1%	32.7%	18.2%	0.0%	75	130
	Cass	41	47	55	10	153	26.8%	30.7%	35.9%	6.5%	49	202
	Mason	46	30	8	1	85	54.1%	35.3%	9.4%	1.2%	46	131
	Menard	30	25	10	4	69	43.5%	36.2%	14.5%	5.8%	46	115
	Pike	57	33	21	2	113	50.4%	29.2%	18.6%	1.8%	112	225
	Schuyler	9	8	5	2	24	37.5%	33.3%	20.8%	8.3%	34	58
8th Circuit Total		524	236	116	19	895	58.5%	26.4%	13.0%	2.1%	507	1,402



# 1990 Adult Probation Caseloads

As of December 31, 1990

Circuit	County	Felony	Misd.	DUI	Traffic	Total Active Cases	Felony as a % of the Total Cases	Misd. as a % of Total Cases	DUI as a % of Total Cases	Traffic as a % of Total Cases	Admin. Cases	Total Adult Cases
9th	Fulton	150	58	24	14	246	61.0%	23.6%	9.8%	5.7%	119	365
	Hancock	24	10	0	0	34	70.6%	29.4%	0.0%	0.0%	11	45
	Henderson	13	4	1	1	19	68.4%	21.1%	5.3%	5.3%	7	26
	Knox	194	36	6	6	242	80.2%	14.9%	2.5%	2.5%	94	336
	McDonough	70	26	4	1	101	69.3%	25.7%	4.0%	1.0%	55	156
	Warren	62	18	9	1	90	68.9%	20.0%	10.0%	1.1%	31	121
9th Circuit	Total	513	152	44	23	732	70.1%	20.8%	6.0%	3.1%	317	1,049
10th	Marshall	44	40	32	0	116	37.9%	34.5%	27.6%	0.0%	121	237
	Peoria	685	219	81	34	1,019	67.2%	21.5%	7.9%	3.3%	358	1,377
	Putnam	15	24	1	0	40	37.5%	60.0%	2.5%	0.0%	12	52
	Stark	23	38	16	7	84	27.4%	45.2%	19.0%	8.3%	14	98
	Tazewell	299	70	7	9	385	77.7%	18.2%	1.8%	2.3%	596	981
10th Circuit	Total	1,066	391	137	50	1,644	64.8%	23.8%	8.3%	3.0%	1,101	2,745
11th	Ford	47	41	80	41	209	22.5%	19.6%	38.3%	19.6%	72	281
	Livingston	106	39	7	2	154	68.8%	25.3%	4.5%	1.3%	136	290
	Logan	80	167	107	40	394	20.3%	42.4%	27.2%	10.2%	314	708
	McLean	386	68	33	5	492	78.5%	13.8%	6.7%	1.0%	460	952
	Woodford	49	43	3	3	98	50.0%	43.9%	3.1%	3.1%	749	847
11th Circuit	Total	668	358	230	91	1,347	49.6%	26.6%	17.1%	6.8%	1,731	3,078
12th	Will	741	45	4	3	793	93.4%	5.7%	0.5%	0.4%	419	1,212
12th Circuit	Total	741	45	4	3	793	93.4%	5.7%	0.5%	0.4%	419	1,212
13th	Bureau	42	62	7	3	114	36.8%	54.4%	6.1%	2.6%	21	135
	Grundey	58	8	8	1	75	77.3%	10.7%	10.7%	1.3%	41	116
	LaSalle	288	96	23	18	425	67.8%	22.6%	5.4%	4.2%	295	720
13th Circuit	Total	388	166	38	22	614	63.2%	27.0%	6.2%	3.6%	357	971
14th	Henry	100	78	5	3	186	53.8%	41.9%	2.7%	1.6%	455	641
	Mercer	42	17	7	5	71	59.2%	23.9%	9.9%	7.0%	43	114
	Rock Island	788	86	48	9	931	84.6%	9.2%	5.2%	1.0%	245	1,176
	Whiteside	342	121	43	5	511	66.9%	23.7%	8.4%	1.0%	713	1,224
14th Circuit	Total	1,272	302	103	22	1,699	74.9%	17.8%	6.1%	1.3%	1,456	3,155
15th	Carroll	45	21	7	1	74	60.8%	28.4%	9.5%	1.4%	278	352
	Jo Daviess	30	124	88	26	268	11.2%	46.3%	32.8%	9.7%	170	438
	Lee	175	88	58	5	326	53.7%	27.0%	17.8%	1.5%	688	1,014
	Ogle	127	45	30	5	207	61.4%	21.7%	14.5%	2.4%	918	1,125
	Stephenson	176	134	1	8	319	55.2%	42.0%	0.3%	2.5%	1,055	1,374
15th Circuit	Total	553	412	184	45	1,194	46.3%	34.5%	15.4%	3.8%	3,109	4,303
16th	DeKalb	139	65	34	3	241	57.7%	27.0%	14.1%	1.2%	136	377
	Kane	1,038	180	308	36	1,562	66.5%	11.5%	19.7%	2.3%	655	2,227
	Kendall	49	23	37	12	121	40.5%	19.0%	30.6%	9.9%	103	224
16th Circuit	Total	1,226	268	379	51	1,924	63.7%	13.9%	19.7%	2.7%	904	2,828
17th	Boone	128	46	198	14	386	33.2%	11.9%	51.3%	3.6%	239	625
	Winnebago	878	694	1,773	24	3,369	26.1%	20.6%	52.6%	0.7%	873	4,242
17th Circuit	Total	1,006	740	1,971	38	3,755	26.8%	19.7%	52.5%	1.0%	1,112	4,867
18th	DuPage	1,690	621	896	113	3,320	50.9%	18.7%	27.0%	3.4%	1,050	4,370
18th Circuit	Total	1,690	621	896	113	3,320	50.9%	18.7%	27.0%	3.4%	1,050	4,370
19th	Lake	1,447	513	0	24	1,984	72.9%	25.9%	0.0%	1.2%	559	2,543
	McHenry	358	140	44	25	567	63.1%	24.7%	7.8%	4.4%	272	839
19th Circuit	Total	1,805	653	44	49	2,551	70.8%	25.6%	1.7%	1.9%	831	3,382
20th	Monroe	31	6	6	2	45	68.9%	13.3%	13.3%	4.4%	118	163
	Perry	89	17	17	3	126	70.6%	13.5%	13.5%	2.4%	97	223
	Randolph	69	14	18	3	104	66.3%	13.5%	17.3%	2.9%	137	241
	St. Clair	982	84	197	55	1,318	74.5%	6.4%	14.9%	4.2%	480	1,798
	Washington	26	17	8	1	52	50.0%	32.7%	15.4%	1.9%	50	102
20th Circuit	Total	1,197	138	246	64	1,645	72.8%	8.4%	15.0%	3.9%	882	2,527
21st	Iroquois	90	28	5	2	125	72.0%	22.4%	4.0%	1.6%	124	249
	Kankakee	284	6	12	5	307	92.5%	2.0%	3.9%	1.6%	95	402
21st Circuit	Total	374	34	17	7	432	86.6%	7.9%	3.9%	1.6%	219	651
Downstate	Total	18,422	7,136	6,540	1,190	33,288	55.3%	21.4%	19.6%	3.6%	21,836	55,124
Cook	Adult	20,400	1,592	95	155	22,242	91.7%	7.2%	0.4%	0.7%	1,738	23,980
	Social Service	121	4,726	6,399	2,389	13,635	0.9%	34.7%	46.9%	17.5%	2,904	16,539
Cook County	Total	20,521	6,318	6,494	2,544	35,877	57.2%	17.6%	18.1%	7.1%	4,642	40,519
State	Total	38,943	13,454	13,034	3,734	69,165	56.3%	19.5%	18.8%	5.4%	26,478	95,643

**1990 Annual Adult Investigation Report  
January 1, 1990 - December 31, 1990**

Circuit	County	I. Presentence Investigations — Full					II. Presentence Investigations — Partial					III. Other Investigations						
		Felony	Misd.	DUI	Other Traffic	Total	Felony	Misd.	DUI	Other Traffic	Total	Supp. PSI	PSI Other County	PSI Other State	Pretrial Bond Rpt.	Other Precon-viction	Other	Total
1st	Alexander	11	0	1	0	12	0	0	0	0	0	0	15	3	0	0	0	18
	Jackson	46	0	0	0	46	2	1	0	0	3	32	0	0	0	0	0	32
	Johnson	3	0	0	0	3	0	0	0	0	0	0	0	0	0	0	0	0
	Massac	7	0	0	0	7	0	0	0	0	0	0	1	0	0	0	0	1
	Pope	3	0	1	1	5	3	0	0	0	3	0	0	0	0	0	0	0
	Pulaski	0	0	0	0	0	0	0	0	0	0	0	0	0	0	0	0	0
	Saline	11	0	0	1	12	0	0	1	0	1	0	0	0	0	0	0	0
	Union	5	0	2	1	8	0	0	0	0	0	0	0	1	0	0	0	1
	Williamson	35	0	0	0	35	0	0	0	0	0	7	0	0	0	0	0	7
1st Circuit Total		121	0	4	3	128	5	1	1	0	7	39	16	4	0	0	0	59
2nd	Crawford	5	0	1	0	6	0	0	0	0	0	0	1	0	0	0	6	7
	Edwards	5	0	1	0	6	0	0	0	0	0	0	0	1	0	1	2	4
	Franklin	2	0	0	0	2	0	0	0	0	0	0	0	0	0	0	0	0
	Gallatin	5	0	0	0	5	0	0	0	0	0	2	8	2	0	0	0	12
	Hamilton	11	0	0	0	11	0	0	0	0	0	0	0	0	0	0	0	0
	Hardin	4	1	0	0	5	0	0	0	0	0	2	4	1	0	0	0	7
	Jefferson	39	17	4	6	66	0	0	0	0	0	0	0	0	0	0	0	0
	Lawrence	6	4	0	0	10	0	0	0	0	0	0	0	0	0	0	0	0
	Richland	29	3	2	0	34	0	1	2	1	4	1	0	0	17	0	0	18
	Wabash	5	1	0	0	6	0	0	0	0	0	0	1	1	0	0	0	2
	Wayne	11	2	0	0	13	0	0	0	0	0	1	0	0	0	0	0	1
	White	0	0	0	0	0	0	0	0	0	0	0	0	0	0	0	8	8
2nd Circuit Total		122	28	8	6	164	0	1	2	1	4	6	14	5	17	1	16	59
3rd	Bond	1	0	0	1	2	0	0	0	0	0	0	6	0	0	0	0	6
	Madison	97	1	0	0	98	0	0	0	0	0	16	0	12	0	0	1	29
3rd Circuit Total		98	1	0	1	100	0	0	0	0	0	16	6	12	0	0	1	35
4th	Christian	13	0	1	0	14	0	0	0	0	0	0	0	0	0	49	0	49
	Clay	3	1	5	1	10	0	0	0	0	0	0	0	0	0	0	0	0
	Clinton	74	9	5	0	88	0	0	0	0	0	0	0	0	0	0	0	0
	Effingham	26	9	24	6	65	1	0	5	1	7	4	0	0	0	0	0	4
	Fayette	34	1	1	3	39	0	0	0	0	0	2	0	0	0	0	0	2
	Jasper	8	1	0	0	9	1	0	0	0	1	1	93	0	0	0	0	94
	Marion	38	3	7	1	49	0	0	1	0	1	4	1	0	0	0	0	5
	Montgomery	37	2	6	0	45	0	0	0	0	0	7	0	0	0	0	0	7
	Shelby	10	1	0	0	11	0	0	0	0	0	0	0	0	0	0	0	0
4th Circuit Total		243	27	49	11	330	2	0	6	1	9	18	94	0	0	49	0	161
5th	Clark	10	0	0	0	10	0	0	0	0	0	0	1	1	0	0	0	2
	Coles	39	10	34	7	90	0	5	0	6	11	0	0	0	0	0	0	0
	Cumberland	0	0	0	0	0	0	0	0	0	0	0	0	0	0	0	0	0
	Edgar	10	0	0	0	10	0	0	0	0	0	0	45	3	0	0	0	48
	Vermilion	377	0	0	0	377	0	20	64	23	107	0	1	0	0	0	0	1
5th Circuit Total		436	10	34	7	487	0	25	64	29	118	0	47	4	0	0	0	51



**1990 Annual Adult Investigation Report**  
**January 1, 1990 - December 31, 1990**

Circuit	County	I. Presentence Investigations — Full					II. Presentence Investigations — Partial					III. Other Investigations						
		Felony	Misd	DUI	Other Traffic	Total	Felony	Misd	DUI	Other Traffic	Total	Supp. PSI	PSI Other County	PSI Other State	Pretrial Bond Rpt.	Other Precon-viction	Other	Total
6th	Champaign	144	46	1	0	191	0	0	237	76	313	1	88	5	5	71	153	323
	DeWitt	4	3	11	2	20	0	0	0	0	0	0	0	0	0	0	0	0
	Douglas	21	22	25	7	75	0	0	0	0	0	7	43	1	0	6	12	69
	Macon	390	11	4	0	405	0	0	0	0	0	17	0	0	0	0	0	17
	Moultrie	8	3	11	0	22	0	3	18	0	21	2	0	0	0	0	6	8
	Piatt	10	8	36	0	54	0	0	0	0	0	0	0	0	0	37	0	37
6th Circuit Total		577	93	88	9	767	0	3	255	76	334	27	131	6	5	114	171	454
7th	Greene	19	20	7	3	49	0	0	0	0	0	0	0	0	0	0	0	0
	Jersey	19	1	0	0	20	5	127	19	51	202	1	10	0	0	0	0	11
	Macoupin	28	1	n/a	n/a	29	3	45	13	29	90	n/a	1	n/a	n/a	n/a	42	43
	Morgan	25	0	1	0	26	4	36	90	16	146	6	9	2	2	0	3	22
	Sangamon	97	15	3	0	115	0	0	0	0	0	3	12	3	0	0	0	18
	Scott	7	0	0	0	7	0	0	0	0	0	0	0	0	0	0	0	0
7th Circuit Total		195	37	11	3	246	12	208	122	96	438	10	32	5	2	0	45	94
8th	Adams	194	3	2	0	199	40	72	1	3	116	76	0	2	0	0	12	90
	Brown	14	2	0	0	16	0	8	5	0	13	1	0	0	0	0	0	1
	Calhoun	6	2	1	1	10	0	6	0	0	6	1	6	0	0	0	0	7
	Cass	13	29	25	5	72	0	0	0	0	0	3	0	0	0	0	0	3
	Mason	5	7	3	8	23	0	0	0	0	0	2	26	0	0	1	7	36
	Menard	10	13	0	3	23	0	0	11	0	11	3	0	0	0	0	0	3
	Pike	25	11	26	1	63	0	0	0	0	0	0	1	2	0	0	0	3
	Schuyler	5	2	0	0	7	0	5	2	1	8	0	0	0	0	0	0	0
8th Circuit Total		272	69	57	18	413	40	91	19	4	154	86	33	4	0	1	19	143
9th	Fulton	21	25	9	12	67	0	0	0	0	0	3	0	0	0	0	0	3
	Hancock	8	1	2	0	11	0	0	0	0	0	1	0	0	0	0	0	1
	Henderson	0	4	0	1	5	0	0	0	0	0	1	0	0	0	0	0	1
	Knox	59	6	0	0	65	0	0	0	0	0	5	0	0	0	0	0	5
	McDonough	13	4	1	0	18	0	0	0	0	0	1	0	0	0	0	0	1
	Warren	32	2	0	2	36	0	0	0	0	0	2	0	0	0	0	0	2
9th Circuit Total		133	42	12	15	202	0	0	0	0	0	13	0	0	0	0	0	13
10th	Marshall	7	14	0	3	24	0	2	2	0	4	3	0	0	2	9	0	14
	Peoria	209	21	0	8	238	0	0	0	0	0	44	0	0	0	0	98	142
	Putnam	2	7	4	0	13	0	5	1	0	6	0	2	0	0	12	0	14
	Stark	4	7	0	0	11	1	3	0	0	4	2	0	1	0	6	0	9
	Tazewell	98	12	3	4	117	0	0	0	0	0	0	0	1	0	0	0	1
10th Circuit Total		320	61	7	15	403	1	10	3	0	14	49	2	2	2	27	98	180
11th	Ford	15	8	0	0	23	0	0	2	2	4	1	0	0	0	0	0	1
	Livingston	59	5	0	0	64	1	0	0	0	1	2	39	3	0	0	0	44
	Logan	50	6	1	1	58	0	0	0	0	0	3	0	0	8	0	0	11
	McLean	428	4	3	1	436	74	1	0	0	75	2	53	3	0	0	4	62
	Woodford	22	0	0	0	22	1	9	6	4	20	12	0	0	0	31	0	43
11th Circuit Total		574	23	4	2	603	76	10	8	6	100	20	92	6	8	31	4	161

**1990 Annual Adult Investigation Report**  
**January 1, 1990 - December 31, 1990**

Circuit	County	I. Presentence Investigations — Full					II. Presentence Investigations — Partial					III. Other Investigations						
		Felony	Misd	DUI	Other Traffic	Total	Felony	Misd	DUI	Other Traffic	Total	Supp. PSI	PSI Other County	PSI Other State	Pretrial Bond Rpt.	Other Precon-viction	Other	Total
12th	Will	241	0	0	0	241	0	0	0	0	0	0	0	0	0	0	0	0
12th Circuit Total		241	0	0	0	241	0	0	0	0	0	0	0	0	0	0	0	0
13th	Bureau	10	0	0	0	10	0	0	0	0	0	0	28	0	0	0	25	53
	Grundy	2	1	0	0	3	0	0	0	0	0	0	12	0	0	0	30	42
	LaSalle	27	6	4	2	39	0	0	0	0	0	0	50	3	0	0	42	95
13th Circuit Total		39	7	4	2	52	0	0	0	0	0	0	90	3	0	0	97	190
14th	Henry	29	6	1	1	37	2	5	0	0	7	10	0	0	0	0	0	10
	Mercer	5	2	2	2	11	0	0	0	1	1	1	0	0	0	1	0	2
	Rock Island	194	7	1	0	202	2	11	0	3	16	0	47	0	1,983	0	0	2,030
	Whiteside	66	3	5	0	74	0	0	0	0	0	8	0	0	110	0	0	118
14th Circuit Total		294	18	9	3	324	4	16	0	4	24	19	47	0	2,093	1	0	2,160
15th	Carroll	20	0	0	0	20	0	0	0	0	0	0	2	0	0	0	2	4
	Jo Daviess	4	0	0	0	4	0	0	0	0	0	0	0	0	0	0	0	0
	Lee	34	20	17	26	97	0	0	0	0	0	0	0	0	0	0	0	0
	Ogle	60	35	23	27	145	0	0	0	0	0	7	0	0	86	0	100	193
	Stephenson	162	4	0	0	166	0	0	0	0	0	0	28	7	0	0	198	233
15th Circuit Total		280	59	40	53	432	0	0	0	0	0	7	30	7	86	0	300	430
16th	DeKalb	14	0	0	0	14	0	11	8	4	23	2	0	0	0	0	0	2
	Kane	169	41	0	0	210	0	0	0	0	0	0	0	0	0	0	2,032	2,032
	Kendall	5	2	0	0	7	0	0	0	0	0	0	0	0	0	0	0	0
16th Circuit Total		188	43	0	0	231	0	11	8	4	23	2	0	0	0	0	2,032	2,034
17th	Boone	52	2	0	1	55	0	5	1	0	6	0	0	0	0	0	0	0
	Winnebago	146	19	0	4	169	83	8	0	0	91	2	0	0	805	0	216	1,023
17th Circuit Total		198	21	0	5	224	83	13	1	0	97	2	0	0	805	0	216	1,023
18th	DuPage	854	95	30	4	983	0	3	0	0	3	14	0	0	1	0	118	133
18th Circuit Total		854	95	30	4	983	0	3	0	0	3	14	0	0	1	0	118	133
19th	Lake	764	10	25	5	804	67	0	0	0	67	0	0	0	2,378	0	0	2,378
	McHenry	36	44	9	12	101	0	0	0	0	0	0	56	14	737	0	63	133
19th Circuit Total		800	54	34	17	905	67	0	0	0	67	0	56	14	3,115	0	63	2,510
20th	Monroe	6	3	0	0	9	1	2	0	1	4	0	0	0	0	0	20	20
	Perry	11	0	0	0	11	3	0	0	0	3	0	2	0	0	0	6	8
	Randolph	35	1	0	0	36	0	0	0	0	0	0	0	0	0	0	44	44
	St. Clair	504	3	0	0	507	227	3	0	0	230	3	57	35	36	0	43	174
	Washington	12	0	1	0	13	1	0	0	0	1	0	7	0	0	0	19	26
20th Circuit Total		568	7	1	0	576	232	5	0	1	238	3	66	35	36	0	132	272
21st	Iroquois	7	2	0	0	9	0	0	0	0	0	0	0	0	0	0	3	3
	Kankakee	59	6	0	0	65	0	0	0	0	0	0	0	1	0	0	7	8
21st Circuit Total		66	8	0	0	74	0	0	0	0	0	0	0	1	0	0	10	11
Downstate		6,619	703	392	174	7,885	522	397	489	222	1,630	331	756	108	6,170	224	3,322	10,173
Cook Adult		6,692	323	0	39	7,054	0	0	0	0	0	0	0	0	0	0	0	0
Cook Social Services		0	0	1	0	1	0	0	0	0	0	0	0	0	0	0	0	0
Cook County Total		6,692	323	1	39	7,055	0	0	0	0	0	0	0	0	11,529*	0	0	11,529
State Total		13,311	1,026	393	213	14,940	522	397	489	222	1,630	331	756	108	17,699	224	3,322	21,702

\*Cook County Pretrial Services



**1990 Annual Adult Violation Report**  
**January 1, 1990 - December 31, 1990**

Circuit	County	I. Violations Reported			II. Court Actions on Violations						
		New Offense	Technical	Total	Technical			New Offense			Total Action on Violations
					No Viol. Found	Violation Found	Total	No Viol. Found	Violation Found	Total	
1st	Alexander	132	32	164	1	20	21	0	21	21	42
	Jackson	183	25	208	48	81	129	20	3	23	152
	Johnson	29	5	34	18	9	27	1	2	3	30
	Massac	66	12	78	22	1	23	10	1	11	34
	Pope	22	1	23	5	1	6	0	0	0	6
	Pulaski	8	5	13	4	4	8	0	5	5	13
	Saline	96	58	154	11	47	58	14	36	50	108
	Union	11	7	18	0	0	0	0	0	0	0
	Williamson	224	19	243	90	11	101	2	2	4	105
1st Circuit Total		771	164	935	199	174	373	47	70	117	490
2nd	Crawford	41	15	56	23	18	41	4	11	15	56
	Edwards	12	6	18	8	1	9	2	2	4	13
	Franklin	52	29	81	14	10	24	5	10	15	39
	Gallatin	11	4	15	3	4	7	0	3	3	10
	Hamilton	18	13	31	2	6	8	0	2	2	10
	Hardin	7	4	11	3	0	3	0	4	4	7
	Jefferson	48	25	73	5	7	12	8	5	13	25
	Lawrence	5	5	10	2	3	5	0	2	2	7
	Richland	42	25	67	14	28	42	1	24	25	67
	Wabash	13	21	34	3	14	17	5	3	8	25
	Wayne	22	12	34	0	8	8	0	4	4	12
	White	27	9	36	12	8	20	5	0	5	25
2nd Circuit Total		298	168	466	89	107	196	30	70	100	296
3rd	Bond	4	27	31	0	1	1	0	23	23	24
	Madison	133	82	215	58	63	121	41	34	75	196
3rd Circuit Total		137	109	246	58	64	122	41	57	98	220
4th	Christian	53	75	128	9	25	34	4	44	48	82
	Clay	34	20	54	5	11	16	1	13	14	30
	Clinton	30	46	76	1	20	21	4	26	30	51
	Effingham	33	57	90	8	25	33	5	13	18	51
	Fayette	15	27	42	1	5	6	0	6	6	12
	Jasper	0	19	19	0	2	2	2	3	5	7
	Marion	214	135	349	59	41	100	45	39	84	184
	Montgomery	40	19	59	5	9	14	0	4	4	18
	Shelby	12	33	45	5	7	12	14	17	31	43
4th Circuit Total		431	431	862	93	145	238	75	165	240	478
5th	Clark	4	8	12	1	3	4	1	7	8	12
	Coles	116	36	152	21	72	93	1	31	32	125
	Cumberland	6	1	7	1	5	6	0	1	1	7
	Edgar	22	29	51	8	16	24	9	19	28	52
	Vermilion	169	15	184	11	151	162	4	13	17	179
5th Circuit Total		317	89	406	42	247	289	15	71	86	375
6th	Champaign	192	140	332	7	52	59	1	62	63	122
	DeWitt	35	24	59	11	11	22	2	12	14	36
	Douglas	31	11	42	13	7	20	2	7	9	29
	Macon	139	147	286	26	73	99	48	86	134	233
	Moultrie	36	23	59	5	17	22	0	21	21	43
	Piatt	3	1	4	0	4	4	0	1	1	5
6th Circuit Total		436	346	782	62	164	226	53	189	242	468
7th	Greene	5	14	19	5	0	5	10	4	14	19
	Jersey	3	0	3	0	3	3	0	0	0	3
	Macoupin	174	214	388	22	17	39	35	31	66	105
	Morgan	46	39	85	1	17	18	5	10	15	33
	Sangamon	284	251	535	48	46	94	47	51	98	192
	Scott	0	0	0	0	0	0	0	0	0	0
7th Circuit Total		512	518	1,030	76	83	159	97	96	193	352
8th	Adams	91	75	166	21	46	67	26	50	76	143
	Brown	1	0	1	0	1	1	0	0	0	1
	Calhoun	0	14	14	0	0	0	0	9	9	9
	Cass	34	24	58	21	3	24	2	16	18	42
	Mason	22	30	52	12	9	21	14	14	28	49
	Menard	27	4	31	2	25	27	0	4	4	31
	Pike	20	15	35	0	11	11	0	5	5	16
	Schuyler	0	2	2	0	0	0	0	1	1	1
8th Circuit Total		195	164	359	56	95	151	42	99	132	292

**1990 Annual Adult Violation Report**  
**January 1, 1990 - December 31, 1990**

Circuit	County	I. Violations Reported			II. Court Actions on Violations						
		New Offense	Technical	Total	Technical			New Offense			Total Action on Violations
					No Viol. Found	Violation Found	Total	No Viol. Found	Violation Found	Total	
9th	Fulton	97	72	169	24	52	76	9	38	47	123
	Hancock	11	8	19	6	3	9	1	9	10	19
	Henderson	5	6	11	1	0	1	0	4	4	5
	Knox	47	46	93	13	23	36	7	27	34	70
	McDonough	32	19	51	18	13	31	3	12	15	46
	Warren	20	14	34	6	4	10	0	8	8	18
9th Circuit Total		212	165	377	68	95	163	20	98	118	281
10th	Marshall	21	13	34	0	34	34	0	13	13	47
	Peoria	50	25	75	0	30	30	0	42	42	72
	Putnam	3	5	8	0	8	8	0	5	5	13
	Stark	16	9	25	0	16	16	0	9	9	25
	Tazewell	143	48	191	12	113	125	3	24	27	152
10th Circuit Total		233	100	333	12	201	213	3	93	96	309
11th	Ford	31	1	32	20	9	29	0	0	0	29
	Livingston	95	47	142	36	38	74	12	24	36	110
	Logan	103	95	198	40	19	59	48	16	64	123
	McLean	129	106	235	11	19	30	8	46	54	84
	Woodford	2	5	7	1	1	2	1	2	3	5
11th Circuit Total		360	254	614	108	86	194	69	88	157	351
12th	Will	223	100	323	40	11	51	88	25	113	164
12th Circuit Total		223	100	323	40	11	51	88	25	113	164
13th	Bureau	8	7	15	0	3	3	0	0	0	3
	Grundy	17	5	22	0	0	0	0	0	0	0
	LaSalle	17	13	30	5	10	15	2	4	6	21
13th Circuit Total		42	25	67	5	13	18	2	4	6	24
14th	Henry	55	35	90	17	16	33	6	17	23	56
	Mercer	10	2	12	2	3	5	1	0	1	6
	Rock Island	135	57	192	102	52	154	23	30	53	207
	Whiteside	66	35	101	14	43	57	2	18	20	77
14th Circuit Total		266	129	395	135	114	249	32	65	97	346
15th	Carroll	12	13	25	1	1	2	1	10	11	13
	Jo Daviess	50	51	101	7	3	10	9	7	16	26
	Lee	233	48	281	85	38	123	14	20	34	157
	Ogle	129	88	217	40	31	71	25	20	45	116
	Stephenson	507	37	544	376	102	478	15	11	26	504
15th Circuit Total		931	237	1,168	509	175	684	64	68	132	816
16th	DeKalb	80	50	130	23	1	24	18	8	26	50
	Kane	577	589	1,166	27	69	96	20	103	123	219
	Kendall	49	48	97	22	11	33	9	13	22	55
16th Circuit Total		706	687	1,393	72	81	153	47	124	171	324
17th	Boone	107	44	151	28	42	70	11	12	23	93
	Winnebago	367	361	728	24	44	68	10	32	42	110
17th Circuit Total		474	405	879	52	86	138	21	44	65	203
18th	DuPage	815	723	1,538	0	0	0	0	0	0	0
18th Circuit Total		815	723	1,538	0	0	0	0	0	0	0
19th	Lake	836	828	1,664	148	201	349	97	275	372	721
	McHenry	48	57	105	43	25	68	27	43	70	138
19th Circuit Total		884	885	1,769	191	226	417	124	318	442	859
20th	Monroe	5	1	6	1	0	1	1	1	2	3
	Perry	39	29	68	0	4	4	0	6	6	10
	Randolph	24	8	32	0	5	5	0	0	0	5
	St. Clair	514	225	739	23	211	234	15	86	101	335
	Washington	15	11	26	0	3	3	2	3	5	8
20th Circuit Total		597	274	871	24	223	247	18	96	114	361
21st	Iroquois	27	9	36	6	21	27	2	7	9	36
	Kankakee	55	6	61	19	18	37	3	1	4	41
21st Circuit Total		82	15	97	25	39	64	5	8	13	77
Downstate		8,922	5,988	14,910	1,916	2,429	4,345	893	1,848	2,732	7,086
Cook Adult		6,437	1,982	8,419	0	0	0	0	0	0	0
Cook Social Services		5,023	799	5,822	2,275	735	3,010	276	98	374	3,010
Cook County Total		11,460	2,781	14,241	2,275	735	3,010	276	98	374	3,010
State Total		20,382	8,769	29,151	4,191	3,164	7,355	1,169	1,946	3,106	10,096



**1990 Annual Adult and Juvenile Public/Community Service Report**  
**January 1, 1990 - December 31, 1990**

Circuit	County	I. Number ordered to perform Public/Community Service						II. Number of hours of Public/Community Service Ordered						III. Number of hours of Public/Community Service Completed					
		Adult Felony	Adult Misd.	DUI	Other Traffic	Juvenile	Total	Adult Felony	Adult Misd.	DUI	Other Traffic	Juvenile	Total	Adult Felony	Adult Misd.	DUI	Other Traffic	Juvenile	Total
1st	Alexander	36	13	7	10	7	73	3,205	824	1,400	1,315	375	7,119	1,459	230	813	1,302	375	4,179
	Jackson	174	105	146	63	20	508	3,816	4,270	6,591	3,235	1,600	19,512	3,215	4,802	5,023	8,687	920	22,647
	Johnson	10	14	2	4	1	31	1,328	1,195	420	240	15	3,198	343	365	0	52	15	775
	Massac	21	12	9	14	10	66	2,350	510	582	2,615	870	6,927	1,239	270	370	2,308	432	4,619
	Pope	2	7	0	0	0	9	250	175	0	0	0	425	0	50	0	0	0	50
	Pulaski	3	0	3	0	1	7	380	0	720	0	240	1,340	380	0	664	0	240	1,284
	Saline	108	19	56	131	4	318	7,132	1,451	3,808	6,049	104	18,440	5,865	1,164	3,228	5,291	104	15,652
	Union	11	9	4	2	0	26	640	280	220	480	0	1,620	200	80	120	0	0	400
	Williamson	36	47	41	32	0	156	4,914	1,379	5,207	3,303	0	14,803	2,699	1,360	4,320	1,928	0	10,307
1st Circuit Total		401	226	268	256	43	1,194	24,015	10,084	18,948	17,237	3,204	73,384	15,400	8,321	14,538	19,568	2,086	59,913
2nd	Crawford	0	0	0	2	3	5	0	0	0	480	90	570	0	0	0	330	90	420
	Edwards	3	14	1	3	14	35	800	247	100	180	745	2,072	0	301	100	236	165	802
	Franklin	2	6	68	35	3	114	250	315	5,991	12,590	400	19,546	0	50	5,005	2,161	177	7,393
	Gallatin	2	1	3	0	0	6	300	40	300	0	0	640	210	40	200	0	0	450
	Hamilton	7	5	1	1	4	18	1,330	454	200	240	320	2,544	373	434	200	0	0	1,007
	Hardin	1	0	1	0	0	2	100	0	40	0	0	140	82	0	40	0	0	122
	Jefferson	13	10	12	15	3	53	2,507	913	2,292	2,812	340	8,864	1,015	230	1,073	568	153	3,039
	Lawrence	3	1	1	1	1	7	604	240	30	240	200	1,314	324	0	0	240	0	564
	Richland	8	28	2	15	15	68	815	1,578	290	1,470	1,405	5,558	296	1,054	100	678	989	3,117
	Wabash	3	7	0	0	9	19	280	400	0	0	590	1,270	147	493	0	0	149	789
	Wayne	8	11	3	5	8	35	708	768	251	192	590	2,509	1,481	768	251	333	1,234	4,067
	White	0	0	4	1	0	5	0	0	1,065	15	0	1,080	0	0	1,240	0	0	1,240
2nd Circuit Total		50	83	96	78	60	367	7,694	4,955	10,559	18,219	4,680	46,107	3,928	3,370	8,209	4,546	2,957	23,010
3rd	Bond	0	1	0	1	4	6	0	80	0	120	80	280	0	20	0	120	60	200
	Madison	197	220	63	253	41	774	24,570	8,801	7,057	20,358	2,016	62,802	15,574	3,076	3,441	9,698	1,492	33,281
3rd Circuit Total		197	221	63	254	45	780	24,570	8,881	7,057	20,478	2,096	63,082	15,574	3,096	3,441	9,818	1,552	33,481
4th	Christian	7	8	8	5	1	29	1,232	940	1,260	630	10	4,072	885	860	793	397	10	2,945
	Clay	8	4	8	1	7	28	1,350	260	725	240	1,060	3,635	390	1,353	708	248	340	3,039
	Clinton	5	6	4	0	1	16	840	790	350	0	100	2,080	475	531	561	0	778	2,345
	Effingham	25	14	11	13	42	105	4,835	1,700	1,780	2,538	2,031	12,884	511	2,471	2,600	2,512	1,307	9,401
	Fayette	3	3	1	0	4	11	390	158	80	0	110	738	486	258	0	0	194	938
	Jasper	7	16	1	0	21	45	910	930	144	0	1,452	3,436	636	741	235	16	1,215	2,843
	Marion	41	44	76	47	67	275	7,140	3,432	11,262	6,760	2,806	31,400	5,742	2,036	5,595	3,788	2,008	19,169
	Montgomery	24	28	3	10	8	73	9,169	2,387	265	1,801	930	14,552	4,188	504	599	627	239	6,157
	Shelby	13	24	4	7	19	67	1,330	947	115	550	560	3,502	2,810	765	109	1,091	857	5,632
4th Circuit Total		133	147	116	83	170	649	27,196	11,544	15,981	12,519	9,059	76,299	16,123	9,519	11,200	8,679	6,948	52,469
5th	Clark	0	0	0	0	7	7	0	0	0	0	134	134	394	0	0	31	103	528
	Coles	128	88	71	35	83	405	12,880	6,842	5,380	2,854	7,142	35,098	9,378	4,340	3,752	1,614	6,492	25,576
	Cumberland	3	2	0	2	1	8	120	113	0	90	25	348	240	113	0	90	25	468
	Edgar	7	6	5	3	20	41	480	240	700	275	400	2,095	258	126	325	180	220	1,109
	Vermilion	42	166	101	478	97	884	6,739	10,814	21,232	58,126	4,481	101,392	5,228	8,273	16,702	45,232	3,627	79,062
5th Circuit Total		180	262	177	518	208	1,345	20,219	18,009	27,312	61,345	12,182	139,067	15,498	12,852	20,779	47,147	10,467	106,743

**1990 Annual Adult and Juvenile Public/Community Service Report**  
**January 1, 1990 - December 31, 1990**

Circuit	County	I. Number ordered to perform Public/Community Service						II. Number of hours of Public/Community Service Ordered						III. Number of hours of Public/Community Service Completed					
		Adult Felony	Adult Misd.	DUI	Other Traffic	Juvenile	Total	Adult Felony	Adult Misd.	DUI	Other Traffic	Juvenile	Total	Adult Felony	Adult Misd.	DUI	Other Traffic	Juvenile	Total
6th	Champaign	301	323	322	225	183	1,354	34,895	31,575	67,081	22,200	10,855	166,606	19,435	15,178	36,444	16,382	5,072	92,511
	DeWitt	2	1	0	0	0	3	330	140	0	0	0	470	237	0	0	0	0	237
	Douglas	8	35	14	9	4	70	1,485	1,216	710	1,010	225	4,646	608	889	1,138	396	119	3,150
	Macon	8	3	10	1	126	148	555	160	800	240	9,142	10,897	640	150	692	420	5,919	7,821
	Moultrie	12	17	22	1	22	74	1,155	931	891	240	599	3,816	800	304	315	240	385	2,044
	Piatt	2	5	3	1	4	15	110	200	200	20	140	670	25	75	50	20	100	270
6th Circuit Total		333	384	371	237	339	1,664	38,530	34,222	69,682	23,710	20,961	187,105	21,745	16,596	38,639	17,458	11,595	106,033
7th	Greene	6	9	12	25	0	52	1,440	504	1,920	400	0	4,264	1,020	408	1,280	272	0	2,980
	Jersey	10	41	12	54	16	133	836	2,112	684	1,368	175	5,175	680	1,007	410	752	162	3,011
	Macoupin	9	6	8	7	19	49	832	548	596	885	862	3,723	110	80	180	469	562	1,401
	Morgan	1	7	6	3	32	49	40	792	424	128	2,347	3,731	174	802	940	224	1,370	3,510
	Sangamon	48	107	63	0	32	250	5,153	13,229	5,195	0	1,195	24,772	2,984	8,997	4,666	0	773	17,420
	Scott	1	0	2	3	0	6	240	0	320	72	0	632	240	0	275	72	0	587
7th Circuit Total		75	170	103	92	99	539	8,541	17,185	9,139	2,853	4,579	42,297	5,208	11,294	7,751	1,789	2,867	28,909
8th	Adams	33	30	10	0	9	82	2,728	990	485	0	235	4,438	1,928	830	455	0	215	3,428
	Brown	0	4	0	1	3	8	0	325	0	240	180	745	200	337	0	56	0	593
	Calhoun	1	1	2	0	1	5	240	160	340	0	75	815	240	0	100	0	0	340
	Cass	2	22	0	7	11	42	240	1,354	0	235	230	2,059	80	573	0	185	250	1,088
	Mason	11	25	7	4	14	61	880	1,686	1,020	130	460	4,176	715	1,351	170	130	450	2,816
	Menard	2	3	1	1	8	15	140	50	80	100	241	611	80	38	60	45	105	328
	Pike	7	6	4	1	12	30	420	280	80	20	220	1,020	270	280	42	0	175	767
	Schuyler	0	9	0	2	16	27	0	530	0	260	450	1,240	0	263	0	20	430	713
8th Circuit Total		56	100	24	16	74	270	4,648	5,375	2,005	985	2,091	15,104	3,513	3,672	827	436	1,625	10,073
9th	Fulton	27	23	2	6	7	65	4,930	3,794	400	880	226	10,230	872	584	320	240	108	2,124
	Hancock	0	2	0	0	60	62	0	200	0	0	2,044	2,244	0	140	0	0	1,332	1,472
	Henderson	0	10	7	9	7	33	0	528	454	324	110	1,416	0	254	188	110	80	632
	Knox	4	57	7	17	3	88	460	2,504	1,080	1,115	100	5,259	427	1,443	380	1,607	100	3,957
	McDonough	2	6	3	1	1	13	200	420	280	30	40	970	615	265	228	80	40	1,228
	Warren	3	10	1	5	21	40	300	460	150	400	2,265	3,575	0	200	400	120	1,340	2,060
9th Circuit Total		36	108	20	38	99	301	5,890	7,906	2,364	2,749	4,785	23,694	1,914	2,886	1,516	2,157	3,000	11,473
10th	Marshall	6	21	9	6	22	64	210	410	1,016	300	88	2,024	180	400	927	240	88	1,835
	Peoria	161	314	30	334	57	896	18,717	19,668	2,651	19,470	3,130	63,636	9,502	11,825	1,563	14,132	2,130	39,152
	Putnam	0	2	2	2	11	17	0	100	480	100	550	1,230	0	100	480	100	500	1,180
	Stark	0	3	1	3	14	21	0	150	240	150	700	1,240	0	150	240	100	600	1,090
	Tazewell	61	22	20	28	52	183	11,417	1,713	2,055	4,226	2,105	21,516	5,697	1,333	3,780	3,471	2,470	16,751
10th Circuit Total		228	362	62	373	156	1,181	30,344	22,041	6,442	24,246	6,573	89,646	15,379	13,808	6,990	18,043	5,788	60,008
11th	Ford	5	3	3	9	7	27	808	516	780	1,350	990	4,444	268	516	334	576	220	1,914
	Livingston	10	43	9	19	55	136	1,150	1,494	404	947	1,259	5,254	981	1,214	565	351	1,135	4,246
	Logan	7	29	14	11	22	83	890	2,237	1,847	1,159	1,130	7,263	294	786	870	570	1,197	3,717
	McLean	88	46	50	22	34	240	12,430	2,894	4,041	2,676	955	22,996	5,356	1,666	2,569	1,524	683	11,798
	Woodford	3	15	5	24	6	53	600	844	676	2,242	114	4,476	448	408	1,068	1,421	270	3,615
11th Circuit Total		113	136	81	85	124	539	15,878	7,985	7,748	8,374	4,448	44,433	7,347	4,590	5,406	4,442	3,505	25,290



**1990 Annual Adult and Juvenile Public/Community Service Report**  
**January 1, 1990 - December 31, 1990**

Circuit	County	I. Number ordered to perform Public/Community Service						II. Number of hours of Public/Community Service Ordered						III. Number of hours of Public/Community Service Completed					
		Adult Felony	Adult Misd.	DUI	Other Traffic	Juvenile	Total	Adult Felony	Adult Misd.	DUI	Other Traffic	Juvenile	Total	Adult Felony	Adult Misd.	DUI	Other Traffic	Juvenile	Total
12th	Will	54	0	0	2	257	313	19,302	0	0	340	9,128	28,770	2,154	0	0	240	7,124	9,518
12th Circuit Total		54	0	0	2	257	313	19,302	0	0	340	9,128	28,770	2,154	0	0	240	7,124	9,518
13th	Bureau	3	10	2	1	23	39	235	330	140	50	335	1,090	202	245	198	230	641	1,516
	Grundy	1	0	1	2	5	9	125	0	240	160	304	829	55	130	0	160	198	543
	LaSalle	8	5	12	6	13	44	1,185	255	809	936	189	3,374	570	315	526	912	286	2,609
13th Circuit Total		12	15	15	9	41	92	1,545	585	1,189	1,146	828	5,293	827	690	724	1,302	1,125	4,668
14th	Henry	16	58	10	40	31	155	2,099	2,130	1,090	3,020	1,388	9,727	834	1,755	240	1,423	882	5,134
	Mercer	1	10	4	13	10	38	640	536	360	1,224	326	3,086	0	327	356	604	534	1,821
	Rock Island	52	272	69	320	431	1,144	9,150	11,405	6,935	2,353	12,081	63,094	4,063	10,419	7,709	17,133	10,762	50,086
	Whiteside	19	104	31	74	71	299	3,566	6,030	3,519	4,195	7,035	24,345	6,311	3,991	2,058	3,378	6,166	21,904
14th Circuit Total		88	444	114	447	543	1,636	15,455	20,101	11,904	10,792	20,830	100,252	11,208	16,492	10,363	22,538	18,344	78,945
15th	Carroll	3	19	7	3	12	44	154	538	296	50	480	1,518	34	272	111	24	527	968
	Jo Daviess	0	0	0	1	2	3	0	0	0	40	58	98	0	0	0	40	27	67
	Lee	9	107	22	16	65	219	733	2,363	2,386	1,530	1,214	8,226	715	1,854	1,843	941	994	6,347
	Ogle	46	236	124	155	29	590	3,096	3,873	3,031	2,366	634	13,000	1,034	2,804	2,229	1,691	416	8,174
	Stephenson	31	122	62	64	42	321	3,258	5,925	4,298	2,182	1,399	17,062	2,268	2,807	3,413	1,239	987	10,714
15th Circuit Total		89	484	215	239	150	1,177	7,241	12,699	10,011	6,168	3,785	39,904	4,051	7,737	7,596	3,935	2,951	26,270
16th	DeKalb	11	156	72	70	69	378	519	4,145	3,138	2,829	1,594	12,225	237	2,738	2,096	2,980	999	9,050
	Kane	148	673	166	511	158	1,656	18,250	23,865	17,118	50,213	3,331	112,777	7,205	17,544	10,791	34,535	2,191	72,266
	Kendall	8	11	17	10	12	58	1,550	630	1,325	1,920	1,636	7,061	653	380	1,037	800	550	3,420
16th Circuit Total		167	840	255	591	239	2,092	20,319	28,640	21,581	54,962	6,561	132,063	8,095	20,662	13,924	38,315	3,740	84,736
17th	Boone	14	21	8	18	42	103	1,390	1,048	604	2,954	1,512	7,508	367	559	682	436	1,133	3,177
	Winnebago	177	510	153	163	427	1,430	16,802	28,493	17,759	18,889	18,606	100,549	3,371	23,938	6,377	8,133	14,884	56,703
17th Circuit Total		191	531	161	181	469	1,533	18,192	29,541	18,363	21,843	20,118	108,057	3,738	24,497	7,059	8,569	16,017	59,880
18th	DuPage	259	242	309	148	100	1,058	30,031	19,778	30,080	29,317	3,510	112,716	5,544	7,420	8,455	7,564	3,607	32,590
18th Circuit Total		259	242	309	148	100	1,058	30,031	19,778	30,080	29,317	3,510	112,716	5,544	7,420	8,455	7,564	3,607	32,590
19th	Lake	817	1,198	353	543	103	3,014	102,690	53,139	32,131	40,887	5,070	233,917	67,451	36,228	28,516	27,048	4,926	164,169
	McHenry	97	119	38	88	97	439	12,570	9,059	3,438	10,106	2,410	37,583	7,082	6,111	3,495	6,446	1,988	25,122
19th Circuit Total		914	1,317	391	631	200	3,453	115,260	62,198	35,569	50,993	7,480	271,500	74,533	42,339	32,011	33,494	6,914	189,291
20th	Monroe	0	2	0	0	0	2	0	40	0	0	0	40	0	40	0	0	0	40
	Perry	2	3	8	5	3	21	40	640	1,260	1,230	640	3,810	161	240	1,153	376	40	1,970
	Randolph	1	4	1	1	16	23	200	800	200	240	1,840	3,280	150	471	440	80	1,240	2,381
	St. Clair	42	15	6	24	75	162	12,686	805	3,297	5,310	2,530	24,628	3,846	0	3,012	1,727	1,060	9,645
	Washington	3	0	2	1	2	8	540	0	176	240	150	1,106	4	0	0	0	100	104
20th Circuit Total		48	24	17	31	96	216	13,466	2,285	4,933	7,020	5,160	32,864	4,161	751	4,605	2,183	2,440	14,140
21st	Iroquois	20	82	11	8	72	193	2,234	1,480	1,776	900	3,282	9,672	599	737	60	152	1,836	3,384
	Kankakee	25	26	10	27	0	88	1,520	676	1,754	2,735	0	6,685	1,009	524	1,349	1,669	0	4,551
21st Circuit Total		45	108	21	35	72	281	3,754	2,156	3,530	3,635	3,282	16,357	1,608	1,261	1,409	1,821	1,836	7,935
Downstate		3,669	6,204	2,879	4,344	3,584	20,680	452,090	326,170	314,397	378,931	155,340	1,647,994	237,548	211,853	205,442	254,044	116,488	1,025,375
Cook Adult		1,251	184	9	36	0	1,480	333,668	24,138	1,440	7,577	0	366,823	n/a	n/a	n/a	n/a	n/a	n/a
Cook Social Services		13	1,861	2,009	1,603	0	5,486	1,040	159,639	223,303	401,113	0	785,095	965	46,887	107,956	101,775	0	257,583
Cook Juvenile		0	0	0	0	299	299	0	0	0	0	10,824	10,824	0	0	0	0	5,970	5,970
Cook County Total		1,264	2,045	2,018	1,639	299	7,265	334,708	183,777	224,743	408,690	10,824	1,162,742	965	46,887	107,956	101,775	5,970	263,553
State Total		4,933	8,249	4,897	5,983	3,883	27,945	786,798	509,947	539,140	787,621	166,164	2,810,736	238,513	258,740	313,398	355,819	122,458	1,288,928

**1990 Annual Adult and Juvenile Restitution Report**  
**January 1, 1990 - December 31, 1990**

Circuit	County	I. Restitution Collected on Adult Cases By:					II. Restitution Collected on Juvenile Cases By:				
		Probation/ Court Services	Circuit Clerk	State's Attorney	Total Collected	Adults Ordered to Pay as of 12/31/90	Probation/ Court Services	Circuit Clerk	State's Attorney	Total Collected	Juveniles Ordered to Pay as of 12/31/90
1st	Alexander	\$0	\$5,704	\$0	\$5,704	61	\$0	\$386	\$0	\$386	5
	Jackson	\$0	\$56,752	\$0	\$56,752	132	\$0	\$1,045	\$0	\$1,045	13
	Johnson	\$0	\$12,445	\$0	\$12,445	37	\$0	\$1,743	\$0	\$1,743	2
	Massac	\$0	\$11,709	\$0	\$11,709	47	\$0	\$2,897	\$0	\$2,897	22
	Pope	\$0	\$4,055	\$0	\$4,055	15	\$0	\$0	\$0	\$0	0
	Pulaski	\$0	\$5,468	\$0	\$5,468	11	\$0	\$968	\$0	\$968	5
	Saline	\$0	\$40,130	\$0	\$40,130	24	\$0	\$2,675	\$0	\$2,675	4
	Union	\$0	\$8,957	\$0	\$8,957	44	\$0	\$0	\$0	\$0	0
	Williamson	\$0	\$51,333	\$99,061	\$150,394	135	\$3,999	\$912	\$0	\$4,911	24
1st Circuit Total		\$0	\$196,553	\$99,061	\$295,613	506	\$3,999	\$10,626	\$0	\$14,624	75
2nd	Crawford	\$0	\$6,214	\$0	\$6,214	22	\$0	\$0	\$0	\$0	4
	Edwards	\$0	\$2,949	\$0	\$2,949	16	\$0	\$2,821	\$0	\$2,821	5
	Franklin	\$0	\$29,810	\$0	\$29,810	0	\$0	\$0	\$0	\$0	0
	Gallatin	\$0	\$2,520	\$0	\$2,520	4	\$0	\$0	\$0	\$0	0
	Hamilton	\$0	\$2,822	\$0	\$2,822	15	\$0	\$0	\$0	\$0	7
	Hardin	\$0	\$4,038	\$0	\$4,038	10	\$0	\$0	\$0	\$0	0
	Jefferson	\$0	\$41,284	\$0	\$41,284	55	\$0	\$0	\$0	\$0	23
	Lawrence	\$0	\$8,532	\$0	\$8,532	10	\$0	\$0	\$0	\$0	1
	Richland	\$0	\$24,340	\$0	\$24,340	41	\$0	\$540	\$0	\$540	4
	Wabash	\$0	\$12,607	\$0	\$12,607	16	\$0	\$197	\$0	\$197	6
	Wayne	\$0	\$30,248	\$0	\$30,248	35	\$0	\$1,068	\$0	\$1,068	11
	White	\$90	\$5,113	\$3,484	\$8,687	23	\$508	\$286	\$0	\$794	4
2nd Circuit Total		\$90	\$170,477	\$3,484	\$174,051	247	\$508	\$4,912	\$0	\$5,420	65
3rd	Bond	\$0	\$0	\$0	\$0	32	\$0	\$0	\$0	\$0	7
	Madison	\$0	\$99,163	\$0	\$99,163	343	\$3,412	\$5,704	\$0	\$9,116	82
3rd Circuit Total		\$0	\$99,163	\$0	\$99,163	375	\$3,412	\$5,704	\$0	\$9,116	89
4th	Christian	\$0	\$20,910	\$3,318	\$24,228	146	\$0	\$2,825	\$833	\$3,658	14
	Clay	\$0	\$21,474	\$0	\$21,474	59	\$0	\$2,669	\$0	\$2,669	7
	Clinton	\$0	\$54,263	\$0	\$54,263	35	\$0	\$0	\$0	\$0	12
	Effingham	\$0	\$32,091	\$0	\$32,091	59	\$0	\$2,567	\$0	\$2,567	8
	Fayette	\$0	\$23,051	\$0	\$23,051	31	\$0	\$3,235	\$0	\$3,235	13
	Jasper	\$0	\$9,189	\$0	\$9,189	12	\$0	\$2,474	\$0	\$2,474	13
	Marion	\$0	\$41,857	\$0	\$41,857	262	\$0	\$2,830	\$0	\$2,830	19
	Montgomery	\$0	\$9,639	\$0	\$9,639	33	\$0	\$2,460	\$0	\$2,460	6
	Shelby	\$0	\$19,678	\$17,975	\$37,654	36	\$0	\$0	\$4,644	\$4,644	15
4th Circuit Total		\$0	\$232,152	\$21,293	\$253,445	673	\$0	\$19,060	\$5,477	\$24,537	107
5th	Clark	\$0	\$5,142	\$0	\$5,142	19	\$0	\$814	\$0	\$814	17
	Coles	\$58,668	\$0	\$0	\$58,668	173	\$5,997	\$0	\$0	\$5,997	38
	Cumberland	\$0	\$0	\$0	\$0	0	\$0	\$0	\$0	\$0	0
	Edgar	\$0	\$16,951	\$0	\$16,951	61	\$0	\$1,013	\$0	\$1,013	15
	Vermillion	\$153,391	\$44,857	\$0	\$198,248	262	\$9,255	\$2,704	\$0	\$11,959	63
5th Circuit Total		\$212,059	\$66,950	\$0	\$279,010	515	\$15,252	\$4,531	\$0	\$19,782	133
6th	Champaign	\$0	\$87,943	\$0	\$87,943	254	\$0	\$5,716	\$0	\$5,716	61
	DeWitt	\$0	\$5,775	\$0	\$5,775	28	\$3,133	\$0	\$0	\$3,133	13
	Douglas	\$0	\$7,491	\$0	\$7,491	40	\$0	\$850	\$0	\$850	9
	Macon	\$0	\$101,894	\$0	\$101,894	125	\$198	\$4,793	\$0	\$4,991	50
	Moultrie	\$0	\$690	\$0	\$690	41	\$0	\$684	\$0	\$684	6
	Piatt	\$0	\$11,851	\$0	\$11,851	28	\$0	\$1,868	\$0	\$1,868	2
6th Circuit Total		\$0	\$215,644	\$0	\$215,644	516	\$3,331	\$13,911	\$0	\$17,241	141
7th	Greene	\$0	\$3,051	\$0	\$3,051	17	\$0	\$100	\$0	\$100	0
	Jersey	\$0	\$53,132	\$0	\$53,132	33	\$0	\$1,876	\$0	\$1,876	17
	Macoupin	\$0	\$32,418	\$0	\$32,418	37	\$0	\$2,402	\$0	\$2,402	11
	Morgan	\$0	\$44,273	\$0	\$44,273	99	\$0	\$0	\$0	\$0	18
	Sangamon	\$0	\$168,429	\$0	\$168,429	316	\$16,945	\$0	\$0	\$16,945	112
	Scott	\$0	\$5,570	\$0	\$5,570	3	\$0	\$0	\$0	\$0	0
7th Circuit Total		\$0	\$306,873	\$0	\$306,873	505	\$16,945	\$4,378	\$0	\$21,322	158
8th	Adams	\$0	\$0	\$0	\$0	0	\$0	\$0	\$0	\$0	0
	Brown	\$0	\$9,805	\$0	\$9,805	12	\$0	\$100	\$0	\$100	5
	Calhoun	\$0	\$6,850	\$0	\$6,850	20	\$0	\$507	\$0	\$507	9
	Cass	\$0	\$6,960	\$0	\$6,960	24	\$0	\$287	\$0	\$287	3
	Mason	\$0	\$20,231	\$4,000	\$24,231	32	\$0	\$771	\$0	\$771	7
	Menard	\$0	\$13,521	\$0	\$13,521	24	\$0	\$3,681	\$0	\$3,681	10
	Pike	\$11,938	\$0	\$0	\$11,938	61	\$2,027	\$0	\$0	\$2,027	21
	Schuyler	\$0	\$4,876	\$0	\$4,876	16	\$0	\$0	\$0	\$0	0
8th Circuit Total		\$11,938	\$62,243	\$4,000	\$78,181	189	\$2,027	\$5,346	\$0	\$7,373	55



**1990 Annual Adult and Juvenile Restitution Report**  
**January 1, 1990 - December 31, 1990**

Circuit	County	I. Restitution Collected on Adult Cases By:					II. Restitution Collected on Juvenile Cases By:				
		Probation/ Court Services	Circuit Clerk	State's Attorney	Total Collected	Adults Ordered to Pay as of 12/31/90	Probation/ Court Services	Circuit Clerk	State's Attorney	Total Collected	Juveniles Ordered to Pay as of 12/31/90
9th	Fulton	\$0	\$28,267	\$0	\$28,267	181	\$6,916	\$0	\$0	\$6,916	37
	Hancock	\$0	\$16,785	\$12,461	\$29,246	29	\$4,036	\$0	\$0	\$4,036	25
	Henderson	\$0	\$4,642	\$1,528	\$6,170	10	\$0	\$49	\$0	\$49	2
	Knox	\$0	\$46,759	\$0	\$46,759	120	\$5,462	\$0	\$0	\$5,462	0
	McDonough	\$0	\$646	\$50,916	\$51,562	72	\$4,120	\$0	\$0	\$4,120	18
	Warren	\$0	\$1,508	\$3,047	\$4,555	69	\$307	\$1,030	\$0	\$1,337	17
9th Circuit Court		\$0	\$98,606	\$67,952	\$166,558	481	\$20,840	\$1,080	\$0	\$21,920	99
10th	Marshall	\$0	\$6,147	\$0	\$6,147	18	\$0	\$471	\$0	\$471	8
	Peoria	\$0	\$179,611	\$0	\$179,611	284	\$0	\$4,721	\$0	\$4,721	0
	Putnam	\$0	\$927	\$0	\$927	4	\$0	\$147	\$0	\$147	2
	Stark	\$0	\$1,027	\$0	\$1,027	3	\$0	\$716	\$0	\$716	2
	Tazewell	\$59,780	\$0	\$0	\$59,780	243	\$3,539	\$0	\$0	\$3,539	28
10th Circuit Total		\$59,780	\$187,712	\$0	\$247,492	552	\$3,539	\$6,055	\$0	\$9,595	40
11th	Ford	\$0	\$7,987	\$0	\$7,987	0	\$0	\$189	\$0	\$189	0
	Livingston	\$64,634	\$4,278	\$0	\$68,941	155	\$6,865	\$0	\$0	\$6,865	50
	Logan	\$20,722	\$0	\$22,241	\$42,964	120	\$1,343	\$0	\$3,138	\$4,581	10
	McLean	\$114,761	\$0	\$0	\$114,761	517	\$8,170	\$0	\$0	\$8,170	30
	Woodford	\$40,250	\$0	\$0	\$40,250	29	\$3,721	\$0	\$0	\$3,721	18
11th Circuit Total		\$240,367	\$12,265	\$22,241	\$274,903	821	\$20,099	\$189	\$3,138	\$23,526	108
12th	Will	\$0	\$55,969	\$0	\$55,969	93	\$5,239	\$4,149	\$0	\$9,389	81
12th Circuit Total		\$0	\$55,969	\$0	\$55,969	93	\$5,239	\$4,149	\$0	\$9,389	81
13th	Bureau	\$0	\$0	\$58,281	\$58,281	26	\$0	\$0	\$4,640	\$4,640	10
	Grundy	\$0	\$0	\$35,285	\$35,285	32	\$0	\$0	\$6,946	\$6,946	23
	LaSalle	\$0	\$0	\$110,700	\$110,700	125	\$1,620	\$0	\$4,278	\$5,898	32
13th Circuit Total		\$0	\$0	\$204,265	\$204,265	183	\$1,620	\$0	\$15,864	\$17,484	65
14th	Henry	\$14,101	\$12,955	\$70,066	\$97,122	93	\$3,523	\$0	\$0	\$3,523	40
	Mercer	\$4,609	\$0	\$23,840	\$28,450	15	\$654	\$0	\$1,923	\$2,577	4
	Rock Island	\$0	\$146,972	\$0	\$146,972	338	\$0	\$5,455	\$0	\$5,455	34
	Whiteside	\$84,473	\$0	\$11,697	\$96,170	143	\$4,071	\$299	\$0	\$4,370	12
14th Circuit Total		\$103,184	\$159,928	\$105,603	\$368,714	589	\$8,248	\$5,754	\$1,923	\$15,925	90
15th	Carroll	\$12,542	\$0	\$0	\$12,542	25	\$1,312	\$0	\$0	\$1,312	5
	Jo Daviess	\$17,643	\$530	\$0	\$18,173	31	\$494	\$0	\$0	\$494	4
	Lee	\$41,844	\$0	\$0	\$41,844	122	\$3,380	\$0	\$0	\$3,380	39
	Ogle	\$0	\$30,930	\$62,596	\$93,525	126	\$0	\$2,086	\$0	\$2,086	17
	Stephenson	\$54,329	\$0	\$0	\$54,329	186	\$1,846	\$0	\$0	\$1,846	28
15th Circuit Total		\$126,359	\$31,460	\$62,596	\$220,415	490	\$7,033	\$2,086	\$0	\$9,118	93
16th	DeKalb	\$89,385	\$0	\$0	\$89,385	194	\$9,578	\$0	\$0	\$9,578	36
	Kane	\$273,478	\$0	\$0	\$273,478	530	\$25,371	\$0	\$0	\$25,371	82
	Kendall	\$1,100	\$27,342	\$0	\$28,442	57	\$0	\$0	\$0	\$0	10
16th Circuit Total		\$363,963	\$27,342	\$0	\$391,305	781	\$34,949	\$0	\$0	\$34,949	128
17th	Boone	\$0	\$28,683	\$0	\$28,683	54	\$618	\$3,110	\$0	\$3,728	18
	Winnebago	\$183,298	\$0	\$0	\$183,298	252	\$10,071	\$0	\$0	\$10,071	43
17th Circuit Total		\$183,298	\$28,683	\$0	\$211,981	306	\$10,689	\$3,110	\$0	\$13,799	61
18th	DuPage	\$549,373	\$0	\$0	\$549,373	0	\$46,224	\$0	\$0	\$46,224	0
18th Circuit Total		\$549,373	\$0	\$0	\$549,373	0	\$46,224	\$0	\$0	\$46,224	0
19th	Lake	\$76,803	\$461,946	\$0	\$538,749	717	\$0	\$69,835	\$0	\$69,835	205
	McHenry	\$0	\$164,951	\$0	\$164,951	191	\$33,382	\$0	\$0	\$33,382	99
19th Circuit Total		\$76,803	\$626,897	\$0	\$703,700	908	\$33,382	\$69,835	\$0	\$103,217	304
20th	Monroe	\$0	\$10,642	\$0	\$10,642	0	\$0	\$8,257	\$0	\$8,257	0
	Perry	\$0	\$5,733	\$0	\$5,733	57	\$0	\$0	\$0	\$0	2
	Randolph	\$0	\$13,088	\$0	\$13,088	0	\$0	\$4,588	\$0	\$4,588	0
	St. Clair	\$50,563	\$40,309	\$0	\$90,872	n/a	\$4,041	\$0	\$0	\$4,041	n/a
	Washington	\$14,194	\$0	\$0	\$14,194	26	\$0	\$158	\$0	\$158	5
20th Circuit Total		\$64,757	\$69,773	\$0	\$134,530	83	\$4,041	\$13,003	\$0	\$17,044	7
21st	Iroquois	\$0	\$27,161	\$20,288	\$47,449	94	\$0	\$3,733	\$0	\$3,733	36
	Kankakee	\$0	\$43,639	\$0	\$43,639	39	\$2,331	\$0	\$0	\$2,331	4
21st Circuit Total		\$0	\$70,799	\$20,288	\$91,088	133	\$2,331	\$3,733	\$0	\$6,064	40
Downstate		\$1,991,971	\$2,719,486	\$610,783	\$5,322,271	8,946	\$243,708	\$177,460	\$26,403	\$447,671	1,939
Cook Adult		\$130,440	\$0	\$0	\$130,440	1,974	\$135,064	\$0	\$0	\$135,064	705
Cook Juvenile							\$0	\$0	\$0	\$0	0
Cook Social Services		\$427,569	\$0	\$0	\$427,569	2,066	\$0	\$0	\$0	\$0	0
Cook County Total		\$558,010	\$0	\$0	\$558,010	4,040	\$135,064	\$0	\$0	\$135,064	705
State Total		\$2,549,981	\$2,719,486	\$610,783	\$5,880,281	12,986	\$378,772	\$177,460	\$26,403	\$582,734	2,644

**1990 Annual Adult and Juvenile Electronic Monitoring Report**  
**January 1, 1990 - December 31, 1990**

Circuit	County	I. Adult						II. Juvenile		
		Home Confinement			Supervised Pretrial Rel.			Home Confinement		
		With Elect. Monit.	Without Elect. Monit.	Total	With Elect. Monit.	W/out Monit.	Total	With Elect. Monit.	Without Elect. Monit.	Total
1st	Alexander	0	3	3	0	0	0	0	4	4
	Jackson	0	0	0	0	0	0	1	9	10
	Johnson	0	2	2	0	0	0	0	0	0
	Massac	0	1	1	0	0	0	0	1	1
	Pope	0	5	5	0	0	0	0	3	3
	Pulaski	0	0	0	0	0	0	0	0	0
	Saline	0	0	0	0	2	2	0	0	0
	Union	0	5	5	0	0	0	0	0	0
	Williamson	1	0	1	0	0	0	0	0	0
1st Circuit Total		1	16	17	0	2	2	1	17	18
2nd	Crawford	0	0	0	0	0	0	0	0	0
	Edwards	0	1	1	2	1	3	0	2	2
	Franklin	2	0	2	0	2	2	1	0	1
	Gallatin	0	1	1	0	0	0	0	0	0
	Hamilton	1	2	3	0	2	2	0	0	0
	Hardin	0	2	2	0	0	0	0	0	0
	Jefferson	2	0	2	0	0	0	6	3	9
	Lawrence	0	0	0	0	0	0	0	0	0
	Richland	8	0	8	0	0	0	3	0	3
	Wabash	0	1	1	0	0	0	0	0	0
	Wayne	3	0	3	0	0	0	6	0	6
	White	0	0	0	0	0	0	0	0	0
2nd Circuit Total		16	7	23	2	5	7	16	5	21
3rd	Bond	0	2	2	0	0	0	0	4	4
	Madison	0	0	0	0	0	0	0	8	8
3rd Circuit Total		0	2	2	0	0	0	0	12	12
4th	Christian	0	2	2	0	4	4	0	2	2
	Clay	2	0	2	0	0	0	1	2	3
	Clinton	n/a	4	4	n/a	n/a	n/a	n/a	0	0
	Effingham	8	4	12	1	0	1	0	1	1
	Fayette	0	6	6	0	0	0	0	3	3
	Jasper	0	0	0	0	0	0	0	0	0
	Marion	35	2	37	11	0	11	11	0	11
	Montgomery	0	2	2	0	0	0	0	2	2
	Shelby	0	0	0	0	0	0	0	3	3
4th Circuit Total		45	20	65	12	4	16	12	13	25
5th	Clark	0	0	0	0	0	0	0	9	9
	Coles	0	25	25	0	0	0	7	12	19
	Cumberland	0	0	0	0	0	0	0	0	0
	Edgar	0	0	0	0	0	0	1	2	3
	Vermilion	n/a	n/a	n/a	n/a	n/a	n/a	18	31	49
5th Circuit Total		0	25	25	0	0	0	26	54	80
6th	Champaign	0	0	0	0	0	0	0	0	0
	DeWitt	n/a	n/a	n/a	n/a	n/a	n/a	n/a	n/a	n/a
	Douglas	1	0	1	0	0	0	0	0	0
	Macon	0	2	2	0	0	0	0	9	9
	Moultrie	0	1	1	0	0	0	0	0	0
	Piatt	0	0	0	0	0	0	0	0	0
6th Circuit Total		1	3	4	0	0	0	0	9	9
7th	Greene	0	0	0	0	0	0	0	0	0
	Jersey	0	0	0	0	0	0	0	0	0
	Macoupin	n/a	n/a	n/a	n/a	1	1	n/a	2	2
	Morgan	0	0	0	1	3	4	6	0	6
	Sangamon Adult	10	1	11	0	0	0	0	0	0
	Sangamon Juv.*									
	Scott	0	0	0	0	0	0	0	0	0
7th Circuit Total		10	1	11	1	4	5	6	2	8
8th	Adams	11	34	45	0	1	1	1	4	5
	Brown	0	0	0	0	0	0	0	0	0
	Calhoun	1	1	2	0	0	0	0	0	0
	Cass	0	0	0	0	0	0	0	2	2
	Mason	2	1	3	0	0	0	0	0	0
	Menard	0	0	0	0	0	0	0	0	0
	Pike	0	2	2	0	0	0	0	4	4
	Schuyler	0	0	0	0	0	0	0	0	0
8th Circuit Total		14	38	52	0	1	1	1	10	11



**1990 Annual Adult and Juvenile Electronic Monitoring Report**  
**January 1, 1990 - December 31, 1990**

		I. Adult						II. Juvenile		
		Home Confinement			Supervised Pretrial Rel.			Home Confinement		
Circuit	County	With Elect. Monit.	Without Elect. Monit.	Total	With Elect. Monit.	W/out Monit.	Total	With Elect. Monit.	Without Elect. Monit.	Total
9th	Fulton	0	0	0	0	2	2	0	1	1
	Hancock	0	0	0	0	2	2	0	1	1
	Henderson	0	0	0	0	3	3	0	0	0
	Knox	5	1	6	0	0	0	n/a	n/a	n/a
	McDonough	0	1	1	0	1	1	0	0	0
	Warren	0	0	0	0	1	1	n/a	7	7
9th Circuit Court		5	2	7	0	9	9	0	9	9
10th	Marshall	0	2	2	0	2	2	0	19	19
	Peoria	0	1	1	0	3	3	0	0	0
	Putnam	0	2	2	0	0	0	0	5	5
	Stark	0	1	1	0	0	0	0	5	5
	Tazewell	n/a	n/a	n/a	n/a	n/a	n/a	0	64	64
10th Circuit Total		0	6	6	0	5	5	0	93	93
11th	Ford	0	0	0	0	0	0	0	0	0
	Livingston	5	5	10	0	2	2	18	25	43
	Logan	8	2	10	2	0	2	0	1	1
	McLean	0	0	0	0	0	0	6	14	20
	Woodford	35	0	35	3	1	4	8	0	8
11th Circuit Total		48	7	55	5	3	8	32	40	72
12th	Will	2	0	2	n/a	n/a	n/a	156	20	176
12th Circuit Total		2	0	2	n/a	n/a	n/a	156	20	176
13th	Bureau	0	1	1	0	0	0	0	0	0
	Grundy	0	1	1	0	0	0	0	6	6
	LaSalle	13	5	18	3	0	3	0	7	7
13th Circuit Total		13	7	20	3	0	3	0	13	13
14th	Henry	0	1	1	0	3	3	0	1	1
	Mercer	0	5	5	0	2	2	0	3	3
	Rock Island	0	92	92	0	16	16	0	19	19
	Whiteside	0	4	4	0	23	23	0	5	5
14th Circuit Total		0	102	102	0	44	44	0	28	28
15th	Carroll	0	2	2	0	0	0	0	3	3
	Jo Daviess	0	3	3	0	0	0	0	0	0
	Lee	0	1	1	0	0	0	0	0	0
	Ogle	0	16	16	0	31	31	0	6	6
	Stephenson	0	6	6	0	0	0	0	0	0
15th Circuit Total		0	28	28	0	31	31	0	9	9
16th	DeKalb									
	Kane	0	0	0	0	0	0	0	0	0
	Kendall	0	0	0	0	5	5	0	8	8
16th Circuit Total		0	0	0	0	5	5	0	8	8
17th	Boone	0	0	0	0	0	0	0	13	13
	Winnebago	0	4	4	0	169	169	0	51	51
17th Circuit Total		0	4	4	0	169	169	0	64	64
18th	DuPage	0	0	0	0	3	3	0	0	0
18th Circuit Total		0	0	0	0	3	3	0	0	0
19th	Lake	4	0	4	137	360	497	0	0	0
	McHenry	1	0	1	6	28	34	15	3	18
19th Circuit Total		5	0	5	143	388	531	15	3	18
20th	Monroe	0	0	0	0	0	0	0	0	0
	Perry	0	0	0	0	0	0	0	1	1
	Randolph	0	0	0	0	0	0	0	2	2
	St. Clair	9	0	9	0	0	0	0	41	41
	Washington	0	2	2	0	0	0	0	1	1
20th Circuit Total		9	2	11	0	0	0	0	45	45
21st	Iroquois	0	0	0	0	0	0	0	5	5
	Kankakee	n/a	n/a	0	n/a	n/a	0	n/a	14	14
21st Circuit Total		0	0	0	0	0	0	0	19	19
Downstate		169	270	439	166	673	839	265	473	708
Cook Adult		2	499	501	0	0	0	0	0	0
Cook Social Services*		0	0	0	0	0	0	0	0	0
Cook Juvenile*		0	0	0	0	0	0	0	0	0
Cook County Total		2	499	501	0	0	0	0	0	0
State Total		171	769	940	166	673	839	265	473	738

\*Data not reported or not available.

**1990 Juvenile Probation Caseloads  
As of December 31, 1990**

Circuit	County	Active Juvenile Cases	Supervision Cases (Sec. 5-2)	Continuance Cases (Sec. 4-7)	Informal Supervision Cases	Other	Total Active Cases	Admin. Cases	Total Juvenile Cases
1st	Alexander	11	7	0	0	0	18	2	20
	Jackson	29	48	0	6	0	83	8	91
	Johnson	3	0	0	0	0	3	2	5
	Massac	16	2	0	0	0	18	16	34
	Pope	1	1	0	0	0	2	0	2
	Pulaski	13	0	0	0	0	13	0	13
	Saline	30	5	0	22	0	57	4	61
	Union	3	8	0	0	0	11	33	44
	Williamson	12	0	13	34	1	60	7	67
1st Circuit Total		118	71	13	62	1	265	72	337
2nd	Crawford	11	4	0	0	0	15	0	15
	Edwards	6	1	3	9	0	19	1	20
	Franklin	23	0	10	30	0	63	1	64
	Gallatin	0	0	0	0	0	0	2	2
	Hamilton	5	0	8	0	0	13	2	15
	Hardin	0	0	0	0	0	0	0	0
	Jefferson	45	0	0	0	0	45	13	58
	Lawrence	5	0	4	0	0	9	0	9
	Richland	4	12	0	0	0	16	2	18
	Wabash	10	0	0	0	0	10	4	14
	Wayne	11	0	7	0	0	18	5	23
	White	17	0	0	0	1	18	9	27
2nd Circuit Total		137	17	32	39	1	226	39	265
3rd	Bond	7	0	5	0	0	12	0	12
	Madison	87	0	109	80	0	276	1	277
3rd Circuit Total		94	0	114	80	0	288	1	289
4th	Christian	30	1	16	0	0	47	5	52
	Clay	15	0	9	0	0	24	5	29
	Clinton	23	0	3	0	0	26	13	39
	Effingham	46	30	0	0	0	76	3	79
	Fayette	13	0	22	0	0	35	9	44
	Jasper	21	5	7	0	0	33	5	38
	Marion	44	0	27	0	12	83	12	95
	Montgomery	14	3	3	2	2	24	1	25
	Shelby	27	0	4	0	0	31	7	38
4th Circuit Total		233	39	91	2	14	379	60	439
5th	Clark	8	0	5	0	0	13	13	26
	Coles	48	29	0	0	0	77	16	93
	Cumberland	0	1	0	0	0	1	0	1
	Edgar	25	0	8	0	0	33	9	42
	Vermilion	71	0	38	0	1	110	27	137
5th Circuit Total		152	30	51	0	1	234	65	299
6th	Champaign	108	0	44	0	4	156	30	186
	DeWitt	18	0	20	3	0	41	9	50
	Douglas	6	4	2	0	3	15	2	17
	Macon	119	0	72	12	3	206	48	254
	Moultrie	19	0	10	0	0	29	4	33
	Piatt	2	0	2	4	0	8	4	12
6th Circuit Total		272	4	150	19	10	455	97	552
7th	Greene	2	0	1	1	0	4	1	5
	Jersey	6	0	15	11	0	32	3	35
	Macoupin	27	4	51	0	0	82	7	89
	Morgan	29	0	14	31	0	74	0	74
	Sangamon	126	1	44	31	4	206	15	221
	Scott	0	0	0	0	0	0	0	0
7th Circuit Total		190	5	125	74	4	398	26	424
8th	Adams	65	0	38	26	0	129	7	136
	Brown	6	0	1	0	1	8	1	9
	Calhoun	6	0	4	2	0	12	9	21
	Cass	10	22	2	0	1	35	0	35
	Mason	8	7	1	2	0	18	1	19
	Menard	6	0	7	0	0	13	15	28
	Pike	30	0	15	0	0	45	15	60
	Schuyler	3	13	0	0	1	17	2	19
8th Circuit Total		134	42	68	30	3	277	50	327



**1990 Juvenile Probation Caseloads  
As of December 31, 1990**

Circuit	County	Active Juvenile Cases	Supervision Cases (Sec. 5-2)	Continuance Cases (Sec. 4-7)	Informal Supervision Cases	Other	Total Active Cases	Admin. Cases	Total Juvenile Cases
9th	Fulton	17	0	23	11	9	60	25	85
	Hancock	14	0	18	13	0	45	3	48
	Henderson	1	0	6	0	1	8	1	9
	Knox	46	0	3	27	2	78	9	87
	McDonough	16	0	11	1	10	38	3	41
	Warren	24	0	10	7	0	41	5	46
9th Circuit Total		118	0	71	59	22	270	46	316
10th	Marshall	21	27	4	21	2	75	10	85
	Peoria	171	0	67	1	0	239	17	256
	Putnam	10	12	1	14	0	37	2	39
	Stark	21	14	10	7	0	52	10	62
	Tazewell	26	0	44	2	8	80	3	83
10th Circuit Total		249	53	126	45	10	483	42	525
11th	Ford	15	0	25	0	0	40	13	53
	Livingston	61	4	11	2	0	78	53	131
	Logan	10	0	10	3	1	24	10	34
	McLean	98	6	16	27	2	149	10	159
	Woodford	26	16	0	8	0	50	5	55
11th Circuit Total		210	26	62	40	3	341	91	432
12th	Will	212	0	145	38	0	395	35	430
12th Circuit Total		212	0	145	38	0	395	35	430
13th	Bureau	13	0	17	1	0	31	4	35
	Grundy	15	0	26	0	0	41	5	46
	LaSalle	54	0	48	1	0	103	16	119
13th Circuit Total		82	0	91	2	0	175	25	200
14th	Henry	35	0	37	9	0	81	8	89
	Mercer	7	0	7	10	0	24	7	31
	Rock Island	137	1	20	0	0	158	0	158
	Whiteside	72	0	18	5	0	95	16	111
14th Circuit Total		251	1	82	24	0	358	31	389
15th	Carroll	15	0	14	0	0	29	38	67
	Jo Daviess	0	4	0	0	0	4	6	10
	Lee	37	0	62	14	0	113	79	192
	Ogle	66	0	6	8	0	80	7	87
	Stephenson	49	4	18	5	0	76	151	227
15th Circuit Total		167	8	100	27	0	302	281	583
16th	DeKalb	20	0	45	14	0	79	6	85
	Kane	136	0	102	46	0	284	22	306
	Kendall	5	0	17	8	0	30	0	30
16th Circuit Total		161	0	164	68	0	393	28	421
17th	Boone	35	0	13	2	0	50	2	52
	Winnebago	276	0	43	61	5	385	21	406
17th Circuit Total		311	0	56	63	5	435	23	458
18th	DuPage	191	11	143	0	0	345	12	357
18th Circuit Total		191	11	143	0	0	345	12	357
19th	Lake	156	0	113	2	2	273	22	295
	McHenry	62	0	38	45	0	145	7	152
19th Circuit Total		218	0	151	47	2	418	29	447
20th	Monroe	19	0	0	0	0	19	10	29
	Perry	5	3	1	0	0	9	5	14
	Randolph	36	0	1	0	1	38	11	49
	St. Clair	355	166	2	0	0	523	73	596
	Washington	5	1	0	0	0	6	4	10
20th Circuit Total		420	170	4	0	1	595	103	698
21st	Iroquois	51	5	0	21	0	77	6	83
	Kankakee	93	0	25	15	0	133	9	142
21st Circuit Total		144	5	25	36	0	210	15	225
Downstate Total		4,064	482	1,864	755	77	7,242	1,171	8,413
Cook Juvenile		5,654	0	0	3	3,352	9,009	7,314	16,323
Cook County Total		5,654	0	0	3	3,352	9,009	7,314	16,323
State Total		9,718	482	1,864	758	3,429	16,251	8,485	24,736

**1990 Annual Juvenile Investigation Report**  
**January 1, 1990 - December 31, 1990**

Circuit	County	INVESTIGATIONS COMPLETED						Total
		Social History	Adoption	Contested Custody	Supplemental Social History	Intake Screening	Other	
1st	Alexander	11	0	0	0	0	0	11
	Jackson	14	0	0	0	0	0	14
	Johnson	0	1	0	0	0	0	1
	Massac	7	0	0	0	0	0	7
	Pope	0	0	0	0	0	0	0
	Pulaski	4	0	0	0	0	0	4
	Saline	7	0	0	2	0	0	9
	Union	0	2	0	0	0	0	2
	Williamson	4	1	0	0	0	0	5
1st Circuit Total		47	4	0	2	0	0	53
2nd	Crawford	7	0	0	0	0	0	7
	Edwards	3	0	0	2	0	1	6
	Franklin	4	3	0	0	0	0	7
	Gallatin	0	0	0	0	0	0	0
	Hamilton	2	0	0	0	0	0	2
	Hardin	2	0	0	0	0	0	2
	Jefferson	28	0	0	0	0	0	28
	Lawrence	3	0	1	0	0	0	4
	Richland	9	2	0	0	0	0	11
	Wabash	0	1	0	0	0	0	1
	Wayne	6	1	0	2	0	0	9
	White	0	0	0	0	0	0	0
2nd Circuit Total		64	7	1	4	0	1	77
3rd	Bond	2	0	0	0	0	0	2
	Madison	20	0	1	2	259	198	480
3rd Circuit Total		22	0	1	2	259	198	482
4th	Christian	4	3	1	0	0	0	8
	Clay	4	0	0	0	0	0	4
	Clinton	6	0	0	0	0	0	6
	Effingham	3	1	0	0	0	0	4
	Fayette	2	1	3	0	0	0	6
	Jasper	1	0	0	1	0	0	2
	Marion	19	0	0	1	0	1	21
	Montgomery	7	0	0	4	0	0	11
	Shelby	11	0	0	3	0	0	14
4th Circuit Total		57	5	4	9	0	1	76
5th	Clark	4	0	0	2	0	0	6
	Coles	14	0	0	0	0	0	14
	Cumberland	0	0	0	0	0	0	0
	Edgar	6	1	0	0	0	0	7
	Vermilion	78	3	4	5	0	0	90
5th Circuit Total		102	4	4	7	0	0	117
6th	Champaign	237	9	0	16	0	197	459
	DeWitt	2	0	0	2	183	0	187
	Douglas	3	0	0	1	0	1	5
	Macon	151	34	0	25	0	0	210
	Moultrie	6	0	1	0	0	0	7
	Piatt	4	0	0	6	0	0	10
6th Circuit Total		403	43	1	50	183	198	878
7th	Greene	0	0	0	0	0	0	0
	Jersey	11	0	0	0	29	9	49
	Macoupin	8	n/a	8	4	n/a	n/a	20
	Morgan	34	0	0	0	265	0	299
	Sangamon	121	0	0	45	1,493	0	1,659
	Scott	0	0	0	0	0	0	0
7th Circuit Total		174	0	8	49	1,787	9	2,027
8th	Adams	54	0	0	50	0	0	104
	Brown	3	0	0	0	0	0	3
	Calhoun	1	0	0	0	0	0	1
	Cass	3	1	0	0	0	0	4
	Mason	0	0	0	0	0	1	1
	Menard	5	0	0	1	0	0	6
	Pike	7	0	0	2	0	0	9
	Schuyler	1	0	0	0	0	0	1
8th Circuit Total		74	1	0	53	0	1	129



**1990 Annual Juvenile Investigation Report**  
**January 1, 1990 - December 31, 1990**

Circuit	County	INVESTIGATIONS COMPLETED						Total
		Social History	Adoption	Contested Custody	Supplemental Social History	Intake Screening	Other	
9th	Fulton	9	0	3	0	0	1	13
	Hancock	2	0	0	0	0	0	2
	Henderson	2	0	0	0	12	0	14
	Knox	25	0	0	0	0	75	100
	McDonough	5	0	0	2	98	18	123
	Warren	12	0	0	0	0	266	278
9th Circuit Total		55	0	3	2	110	360	530
10th	Marshall	14	10	5	0	32	6	67
	Peoria	137	6	5	64	737	21	970
	Putnam	6	4	0	0	34	0	44
	Stark	7	3	2	0	22	0	34
	Tazewell	96	2	1	29	0	135	263
10th Circuit Total		260	25	13	93	825	162	1,378
11th	Ford	9	0	0	0	0	0	9
	Livingston	56	0	0	8	597	32	693
	Logan	7	3	0	0	0	0	10
	McLean	128	12	1	14	733	94	982
	Woodford	11	0	2	1	0	0	14
11th Circuit Total		211	15	3	23	1,330	126	1,708
12th	Will	70	0	0	0	532	0	602
12th Circuit Total		70	0	0	0	532	0	602
13th	Bureau	7	1	0	2	99	3	112
	Grundy	0	2	0	0	68	1	71
	LaSalle	6	3	0	4	173	3	189
13th Circuit Total		13	6	0	6	340	7	372
14th	Henry	13	1	0	15	161	0	190
	Mercer	4	0	0	5	0	0	9
	Rock Island	73	7	9	174	0	1	264
	Whiteside	11	0	0	1	0	10	22
14th Circuit Total		101	8	9	195	161	11	485
15th	Carroll	9	0	0	1	0	0	10
	Jo Daviess	0	0	0	0	0	0	0
	Lee	2	0	0	0	0	0	2
	Ogle	49	0	5	33	0	118	205
	Stephenson	63	0	0	23	0	0	86
15th Circuit Total		123	0	5	57	0	118	303
16th	DeKalb	81	0	0	249	50	0	380
	Kane	243	16	1	0	0	0	260
	Kendall	6	0	0	0	35	0	41
16th Circuit Total		330	16	1	249	85	0	681
17th	Boone	7	1	0	0	0	1	9
	Winnebago	219	0	14	329	0	235	797
17th Circuit Total		226	1	14	329	0	236	806
18th	DuPage	351	105	0	47	0	383	886
18th Circuit Total		351	105	0	47	0	383	886
19th	Lake	213	27	0	0	0	0	240
	McHenry	84	10	0	11	166	20	291
19th Circuit Total		297	37	0	11	166	20	531
20th	Monroe	4	0	0	0	0	0	4
	Perry	6	1	0	1	0	0	8
	Randolph	21	0	0	0	0	1	22
	St. Clair	68	0	0	27	0	2	97
	Washington	2	0	0	0	0	0	2
20th Circuit Total		101	1	0	28	0	3	133
21st	Iroquois	24	0	0	0	30	0	54
	Kankakee	29	0	0	1	247	0	277
21st Circuit Total		53	0	0	1	277	0	331
Downstate		3,033	278	67	1,217	6,055	1,834	12,585
Cook Juvenile		4,992	657	0	1,295	437	0	7,381
Cook County Total		4,992	657	0	1,295	437	0	7,381
State Total		8,025	935	67	2,512	6,492	1,834	19,966

**1990 Annual Juvenile Violation Report**  
**January 1, 1990 - December 31, 1990**

Circuit      County		I. Violations Reported			II. Court Actions on Violations						Total Actions on Violations
		Tech. Viol.	New Offenses	Total	Technical			New Offense			
					No Viol. Found	Finding of Violation	Total	No Viol. Found	Finding of Violation	Total	
1st	Alexander	8	9	17	0	5	5	0	5	5	10
	Jackson	11	4	15	1	5	6	1	3	4	10
	Johnson	1	0	1	0	0	0	0	0	0	0
	Massac	10	8	18	6	3	9	3	2	5	14
	Pope	0	0	0	0	0	0	0	0	0	0
	Pulaski	0	0	0	0	0	0	0	0	0	0
	Saline	0	5	5	0	0	0	0	4	4	4
	Union	0	0	0	0	0	0	0	0	0	0
	Williamson	1	3	4	0	0	0	2	1	3	3
1st Circuit Total		31	29	60	7	13	20	6	15	21	41
2nd	Crawford	3	4	7	2	1	3	0	4	4	7
	Edwards	2	0	2	1	0	1	0	0	0	1
	Franklin	1	1	2	0	0	0	0	2	2	2
	Gallatin	0	0	0	0	0	0	0	0	0	0
	Hamilton	0	2	2	0	0	0	0	1	1	1
	Hardin	0	0	0	0	0	0	0	0	0	0
	Jefferson	6	2	8	0	2	2	0	0	0	2
	Lawrence	0	1	1	0	0	0	0	1	1	1
	Richland	4	2	6	0	5	5	0	1	1	6
	Wabash	2	1	3	0	0	0	1	0	1	1
	Wayne	3	11	14	0	1	1	0	7	7	8
	White	0	1	1	0	0	0	1	0	1	1
2nd Circuit Total		21	25	46	3	9	12	2	16	18	30
3rd	Bond	0	2	2	0	0	0	0	2	2	2
	Madison	97	29	126	17	32	49	26	51	77	126
3rd Circuit Total		97	31	128	17	32	49	26	53	79	128
4th	Christian	16	15	31	4	5	9	1	7	8	17
	Clay	2	9	11	1	2	3	1	7	8	11
	Clinton	7	4	11	1	6	7	0	2	2	9
	Effingham	1	0	1	0	1	1	0	0	0	1
	Fayette	8	7	15	0	1	1	0	5	5	6
	Jasper	1	10	11	0	1	1	2	0	2	3
	Marion	12	16	28	4	3	7	7	3	10	17
	Montgomery	2	2	4	0	1	1	0	0	0	1
	Shelby	11	11	22	4	6	10	9	2	11	21
4th Circuit Total		60	74	134	14	26	40	20	26	46	86
5th	Clark	5	12	17	1	4	5	2	10	12	17
	Coles	28	19	47	3	25	28	2	15	17	45
	Cumberland	0	0	0	0	0	0	0	0	0	0
	Edgar	21	18	39	6	14	20	5	13	18	38
	Vermilion	32	34	66	1	7	8	1	16	17	25
5th Circuit Total		86	83	169	11	50	61	10	54	64	125
6th	Champaign	28	9	37	0	19	19	0	5	5	24
	DeWitt	7	15	22	3	3	6	4	12	16	22
	Douglas	1	1	2	0	1	1	0	1	1	2
	Macon	94	87	181	16	74	90	11	72	83	173
	Moultrie	5	8	13	1	1	2	2	2	4	6
	Piatt	1	1	2	0	1	1	0	1	1	2
6th Circuit Total		136	121	257	20	99	119	17	93	110	229
7th	Greene	0	0	0	0	0	0	0	0	0	0
	Jersey	0	1	1	0	0	0	0	1	1	1
	Macoupin	46	18	64	13	23	36	5	9	14	50
	Morgan	9	7	16	0	7	7	0	12	12	19
	Sangamon	42	198	240	3	18	21	25	56	81	102
	Scott	0	0	0	0	0	0	0	0	0	0
7th Circuit Total		97	224	321	16	48	64	30	78	108	172
8th	Adams	46	22	68	5	27	32	6	18	24	56
	Brown	0	0	0	0	0	0	0	0	0	0
	Calhoun	1	0	1	0	1	1	0	0	0	1
	Cass	2	3	5	2	0	2	0	2	2	4
	Mason	6	2	8	5	1	6	1	1	2	8
	Menard	8	3	11	1	7	8	0	2	2	10
	Pike	7	4	11	0	5	5	0	3	3	8
	Schuyler	0	3	3	0	0	0	2	1	3	3
8th Circuit Total		70	37	107	13	41	54	9	27	36	90



**1990 Annual Juvenile Violation Report**  
**January 1, 1990 - December 31, 1990**

Circuit      County		I. Violations Reported			II. Court Actions on Violations						Total Actions on Violations
		Tech. Viol.	New Offenses	Total	Technical			New Offense			
					No Viol. Found	Finding of Violation	Total	No Viol. Found	Finding of Violation	Total	
9th	Fulton	6	8	14	2	1	3	0	8	8	11
	Hancock	0	5	5	0	0	0	0	3	3	3
	Henderson	0	1	1	0	0	0	0	1	1	1
	Knox	12	49	61	1	3	4	2	19	21	25
	McDonough	3	3	6	1	1	2	1	1	2	4
	Warren	4	5	9	0	2	2	1	4	5	7
9th Circuit Total		25	71	96	4	7	11	4	36	40	51
10th	Marshall	20	0	20	0	20	20	0	0	0	20
	Peoria	57	76	133	23	37	60	24	49	73	133
	Putnam	7	0	7	0	7	7	0	0	0	7
	Stark	3	0	3	0	3	3	0	0	0	3
	Tazewell	9	35	44	0	7	7	0	33	33	40
10th Circuit Total		96	111	207	23	74	97	24	82	106	203
11th	Ford	1	2	3	1	0	1	0	0	0	1
	Livingston	80	42	122	21	31	52	5	23	28	80
	Logan	8	10	18	2	4	6	4	6	10	16
	McLean	40	57	97	14	19	33	32	16	48	81
	Woodford	83	19	102	14	17	31	4	9	13	44
11th Circuit Total		212	130	342	52	71	123	45	54	99	222
12th	Will	71	29	100	20	19	39	7	39	46	85
12th Circuit Total		71	29	100	20	19	39	7	39	46	85
13th	Bureau	10	8	18	0	7	7	0	7	7	14
	Grundy	6	7	13	0	1	1	0	0	0	1
	LaSalle	32	32	64	0	24	24	0	11	11	35
13 Circuit Total		48	47	95	0	32	32	0	18	18	50
14th	Henry	10	15	25	2	6	8	2	14	16	24
	Mercer	3	5	8	2	1	3	1	3	4	7
	Rock Island	54	71	125	16	49	65	11	38	49	114
	Whiteside	34	40	74	9	26	35	2	33	35	70
14th Circuit Total		101	131	232	29	82	111	16	88	104	215
15th	Carroll	5	16	21	2	2	4	0	8	8	12
	Jo Daviess	0	0	0	0	0	0	0	0	0	0
	Lee	26	50	76	7	18	25	4	42	46	71
	Ogle	117	37	154	17	15	32	6	13	19	51
	Stephenson	13	19	32	5	16	21	1	22	23	44
15th Circuit Total		161	122	283	31	51	82	11	85	96	178
16th	DeKalb	25	23	48	4	7	11	4	12	16	27
	Kane	166	157	323	12	87	99	1	107	108	207
	Kendall	0	4	4	0	0	0	0	4	4	4
16th Circuit Total		191	184	375	16	94	110	5	123	128	238
17th	Boone	21	5	26	1	16	17	1	5	6	23
	Winnebago	61	82	143	9	62	71	4	94	98	169
17th Circuit Total		82	87	169	10	78	88	5	99	104	192
18th	DuPage	215	180	395	9	69	78	12	67	79	157
18th Circuit Total		215	180	395	9	69	78	12	67	79	157
19th	Lake	137	5	142	0	63	63	0	2	2	65
	McHenry	40	36	76	4	20	24	2	23	25	49
19th Circuit Total		177	41	218	4	83	87	2	25	27	114
20th	Monroe	0	0	0	0	0	0	0	0	0	0
	Perry	5	10	15	1	1	2	3	8	11	13
	Randolph	18	8	26	0	1	1	0	0	0	1
	St. Clair	196	155	351	7	107	114	9	64	73	187
	Washington	1	3	4	0	0	0	1	3	4	4
20th Circuit Total		220	176	396	8	109	117	13	75	88	205
21st	Iroquois	10	15	25	0	10	10	0	15	15	25
	Kankakee	17	1	18	9	6	15	0	1	1	16
21st Circuit Total		27	16	43	9	16	25	0	16	16	41
Downstate		2,224	1,949	4,173	316	1,103	1,419	264	1,169	1,433	2,852
Cook Juvenile		0	2,741	2,741	n/a	n/a	n/a	21	677	698	698
Cook County Total		0	2,741	2,741	n/a	n/a	n/a	21	677	698	698
State Total		2,224	4,690	6,914	316	1,103	1,419	285	1,846	2,131	3,550

**1990 Annual Juvenile Referrals, Petitions, Adjudications and Transfers Report**  
**January 1, 1990 - December 31, 1990**

Circuit County		I. Referrals Made to:				II. Petitions and Adjudications													
		State's Attorney	Intake Screening Unit	Other Probation	Total Referrals	A. Petitions Filed							B. Continued Under Supervision						
						Delin-quency	MRAI	Neglect/ Abuse	Addic-tion	Depend-ency	Truancy	Total	Delin-quency	MRAI	Neglect/ Abuse	Addic-tion	Depend-ency	Truancy	Total
1st	Alexander	6	0	115	121	18	1	15	0	5	1	40	7	1	5	0	0	1	14
	Jackson	163	0	55	218	50	0	9	0	5	0	64	33	0	0	0	0	0	33
	Johnson	45	0	0	45	30	1	11	0	3	0	45	26	0	0	0	0	0	26
	Massac	43	0	8	51	23	0	22	0	0	0	45	0	0	0	0	0	0	0
	Pope	11	0	0	11	9	0	2	0	0	0	11	4	0	0	0	0	0	4
	Pulaski	0	0	0	0	0	0	0	0	0	0	0	0	0	0	0	0	0	0
	Saline	120	0	0	120	49	1	28	0	0	0	78	3	0	5	0	0	0	8
	Union	69	0	0	69	40	5	20	0	2	2	69	25	3	n/a	0	0	0	28
	Williamson	0	313	0	313	48	6	14	0	10	0	78	14	0	5	0	2	0	21
1st Circuit Total		457	313	178	948	267	14	121	0	25	3	430	112	4	15	0	2	1	134
2nd	Crawford	0	0	0	0	34	1	7	0	1	0	43	1	0	0	0	0	0	1
	Edwards	17	0	0	17	3	0	7	0	0	0	10	1	0	0	0	0	0	1
	Franklin	54	0	68	122	31	7	10	0	6	0	54	3	1	0	0	0	0	4
	Gallatin	16	0	0	16	7	3	5	0	1	0	16	7	3	3	0	0	0	13
	Hamilton	n/a	n/a	0	0	9	0	4	0	0	0	13	4	0	1	0	0	0	5
	Hardin	4	0	0	4	2	1	0	0	0	1	4	1	1	0	0	0	1	3
	Jefferson	96	0	61	157	66	0	19	0	2	9	96	6	0	8	0	1	9	24
	Lawrence	n/a	0	0	0	11	2	5	0	10	1	29	0	0	5	0	1	0	6
	Richland	39	0	0	39	32	2	0	0	0	0	34	12	0	0	0	0	1	13
	Wabash	63	0	0	63	53	0	5	0	0	1	59	26	0	1	0	0	1	28
	Wayne	40	n/a	n/a	40	30	0	8	0	1	1	40	15	0	7	0	0	1	23
	White	72	0	0	72	12	0	6	0	0	0	18	1	0	0	0	0	0	1
2nd Circuit Total		401	0	129	530	290	16	76	0	21	13	416	77	5	25	0	2	13	122
3rd	Bond	18	0	0	18	9	0	5	0	4	0	18	3	0	0	0	0	0	3
	Madison	944	0	0	944	363	1	205	0	20	2	591	128	0	n/a	0	0	n/a	128
3rd Circuit Total		962	0	0	962	372	1	210	0	24	2	609	131	0	0	0	0	0	131
4th	Christian	149	0	0	149	84	2	24	0	11	0	121	12	0	0	0	0	0	12
	Clay	18	0	0	18	18	0	0	0	0	0	18	9	0	0	0	0	0	9
	Clinton	40	0	0	40	30	1	8	0	1	0	40	6	0	0	0	0	0	6
	Effingham	69	n/a	0	69	64	0	3	0	2	0	69	35	0	0	0	0	0	35
	Fayette	0	0	46	46	60	0	8	0	4	0	72	23	0	2	0	1	0	26
	Jasper	65	0	0	65	50	0	4	0	1	0	55	16	0	0	0	0	0	16
	Marion	168	0	0	168	128	1	31	0	8	0	168	34	0	3	0	0	0	37
	Montgomery	0	0	14	14	47	1	13	0	2	0	63	17	0	1	0	0	0	18
	Shelby	0	0	0	0	24	1	13	0	4	0	42	5	0	1	0	0	0	6
4th Circuit Total		509	0	60	569	505	6	104	0	33	0	648	157	0	7	0	1	0	165
5th	Clark	29	0	0	29	22	0	4	0	4	1	31	9	0	0	0	0	0	9
	Coles	0	0	0	0	0	0	0	0	0	0	0	0	0	0	0	0	0	0
	Cumberland	0	0	0	0	0	0	0	0	0	0	0	0	0	0	0	0	0	0
	Edgar	0	0	0	0	30	0	7	0	2	0	39	14	0	0	0	0	0	14
	Vermilion	263	0	0	263	128	2	n/a	0	0	0	130	33	0	n/a	0	0	0	33
5th Circuit Total		292	0	0	292	180	2	11	0	6	1	200	56	0	0	0	0	0	56



**1990 Annual Juvenile Referrals, Petitions, Adjudications and Transfers Report**  
**January 1, 1990 - December 31, 1990**

Circuit County		I. Referrals Made to:				II. Petitions and Adjudications													
		State's Attorney	Intake Screening Unit	Other Probation	Total Referrals	A. Petitions Filed							B. Continued Under Supervision						
						Delin- quency	MRAI	Neglect/ Abuse	Add- ition	Depend- ency	Truancy	Total	Delin- quency	MRAI	Neglect/ Abuse	Add- ition	Depend- ency	Truancy	Total
6th	Champaign	n/a	n/a	0	0	n/a	0	n/a	0	0	0	0	42	0	n/a	0	0	0	42
	DeWitt	0	183	0	183	65	0	9	0	1	1	76	23	0	0	0	0	0	23
	Douglas	50	0	0	50	4	0	14	0	1	0	19	0	0	3	0	0	0	3
	Macon	517	0	50	567	413	0	76	1	4	23	517	79	0	n/a	0	n/a	n/a	79
	Moultrie	36	0	1	37	35	0	3	0	0	0	38	12	0	0	0	0	0	12
	Piatt	10	0	0	10	10	0	0	0	0	0	10	3	0	0	0	0	0	3
6th Circuit Total		613	183	51	847	527	0	102	1	6	24	660	159	0	3	0	0	0	162
7th	Greene	12	0	0	12	2	0	10	0	0	0	12	0	0	0	0	0	0	0
	Jersey	28	0	36	64	48	0	12	0	4	1	65	34	0	0	0	0	1	35
	Macoupin	120	n/a	n/a	120	88	2	29	0	1	0	120	25	1	1	0	0	0	27
	Morgan	0	265	0	265	70	7	15	0	0	4	96	21	0	7	0	0	0	28
	Sangamon	0	1,493	0	1,493	359	4	0	0	0	0	363	58	0	0	0	0	0	58
	Scott	11	0	0	11	11	0	0	0	0	0	11	0	0	0	0	0	0	0
7th Circuit Total		171	1,758	36	1,965	578	13	66	0	5	5	667	138	1	8	0	0	1	148
8th	Adams	0	170	0	170	80	2	59	0	8	0	149	31	1	26	0	3	0	61
	Brown	15	0	0	15	10	1	4	0	0	0	15	2	0	2	0	0	0	4
	Calhoun	6	0	4	10	6	0	0	0	0	0	6	2	0	0	0	0	0	2
	Cass	67	0	0	67	62	0	4	0	0	1	67	31	0	0	0	0	0	31
	Mason	93	0	3	96	36	0	33	0	1	0	70	20	0	1	0	0	0	21
	Menard	35	0	3	38	35	0	0	0	0	0	35	7	0	0	0	0	0	7
	Pike	45	0	15	60	26	0	19	0	0	0	45	7	0	0	0	0	0	7
	Schuyler	23	0	2	25	19	2	0	0	0	0	21	0	1	0	0	0	0	1
8th Circuit Total		284	170	27	481	274	5	119	0	9	1	408	100	2	29	0	3	0	134
9th	Fulton	0	0	222	222	30	0	30	1	2	2	65	26	0	7	1	0	1	35
	Hancock	0	0	115	115	44	0	1	0	0	0	45	19	0	0	0	0	0	19
	Henderson	14	0	15	29	14	0	6	0	3	0	23	7	0	3	0	0	0	10
	Knox	1	0	359	360	58	0	21	0	1	n/a	80	2	0	0	0	0	0	2
	McDonough	0	0	98	98	27	0	15	0	1	0	43	11	0	3	0	0	0	14
	Warren	0	0	266	266	68	0	24	0	5	2	99	26	0	2	0	0	2	30
9th Circuit Total		15	0	1,075	1,090	241	0	97	1	12	4	355	91	0	15	1	0	3	110
10th	Marshall	46	0	19	65	21	6	3	1	0	3	34	16	0	0	0	0	2	18
	Peoria	302	435	0	737	n/a	n/a	n/a	n/a	n/a	n/a	n/a	n/a	n/a	n/a	n/a	n/a	n/a	n/a
	Putnam	19	0	0	19	4	0	0	0	0	0	4	4	0	0	0	0	0	4
	Stark	26	0	0	26	17	0	0	0	0	0	17	9	0	0	0	0	1	10
	Tazewell	307	0	0	307	114	0	0	68	0	0	182	71	0	0	0	0	0	71
10th Circuit Total		700	435	19	1,154	156	6	3	69	0	3	237	100	0	0	0	0	3	103
11th	Ford	0	0	0	0	19	0	16	0	0	1	36	9	0	0	0	0	0	9
	Livingston	0	597	0	597	78	5	33	0	9	2	127	10	1	12	0	1	1	25
	Logan	90	n/a	7	97	33	0	36	0	8	0	77	13	0	2	0	0	0	15
	McLean	146	1,210	0	1,356	96	2	31	0	10	4	143	22	0	n/a	n/a	n/a	n/a	22
	Woodford	0	0	81	81	32	0	11	0	2	0	45	7	0	0	0	0	0	7
11th Circuit Total		236	1,807	88	2,131	258	7	127	0	29	7	428	61	1	14	0	1	1	78

**1990 Annual Juvenile Referrals, Petitions, Adjudications and Transfers Report**  
**January 1, 1990 - December 31, 1990**

		I. Referrals Made to:				II. Petitions and Adjudications													
						A. Petitions Filed							B. Continued Under Supervision						
Circuit	County	State's Attorney	Intake Screening Unit	Other Probation	Total Referrals	Delin-quency	MRAI	Neglect/ Abuse	Addic-tion	Depend-ency	Truancy	Total	Delin-quency	MRAI	Neglect/ Abuse	Addic-tion	Depend-ency	Truancy	Total
12th	Will	0	992	0	992	404	8	109	0	15	51	587	55	5	0	0	0	0	60
12th Circuit Total		0	992	0	992	404	8	109	0	15	51	587	55	5	0	0	0	0	60
13th	Bureau	0	0	121	121	63	2	3	0	0	0	68	38	0	0	0	0	0	38
	Grundy	0	0	78	78	72	0	0	0	0	0	72	37	0	0	0	0	0	37
	LaSalle	0	0	391	391	184	0	1	0	1	0	186	54	0	0	0	0	0	54
13th Circuit Total		0	0	590	590	319	2	4	0	1	0	326	129	0	0	0	0	0	129
14th	Henry	0	161	0	161	46	0	14	0	6	5	71	35	0	0	0	0	5	40
	Mercer	0	0	37	37	9	0	5	0	0	0	14	5	0	0	0	0	0	5
	Rock Island	0	256	0	256	85	0	115	0	16	0	216	11	0	9	0	1	0	21
	Whiteside	4	0	365	369	0	0	0	0	0	0	57	16	0	0	0	0	0	16
14th Circuit Total		4	417	402	823	197	0	134	0	22	5	358	67	0	9	0	1	5	82
15th	Carroll	23	0	138	161	42	1	22	0	0	0	65	14	0	0	0	0	0	14
	Jo Daviess	35	0	0	35	9	0	1	0	0	0	10	21	0	0	0	0	0	21
	Lee	206	0	0	206	107	2	36	0	0	6	151	47	0	2	0	0	6	55
	Ogle	0	0	281	281	50	2	12	0	0	2	66	5	0	1	0	0	0	6
	Stephenson	136	0	0	136	82	0	49	0	1	4	136	23	0	10	0	0	0	33
15th Circuit Total		400	0	419	819	290	5	120	0	1	12	428	110	0	13	0	0	6	129
16th	DeKalb	1	172	0	173	78	2	0	0	0	9	89	54	0	0	0	0	0	54
	Kane	0	860	0	860	363	5	0	0	0	0	368	171	0	0	0	0	0	171
	Kendall	41	35	0	76	24	4	9	10	1	2	50	18	3	9	0	1	2	33
16th Circuit Total		42	1,067	0	1,109	465	11	9	10	1	11	507	243	3	9	0	1	2	258
17th	Boone	107	0	0	107	66	0	17	0	1	4	88	16	0	0	0	0	4	20
	Winnebago	463	1,155	0	1,618	0	0	0	0	0	0	0	0	0	0	0	0	0	0
17th Circuit Total		570	1,155	0	1,725	66	0	17	0	1	4	88	16	0	0	0	0	4	20
18th	DuPage	0	1,140	0	1,140	654	32	107	0	11	0	804	153	2	0	0	0	0	155
18th Circuit Total		0	1,140	0	1,140	654	32	107	0	11	0	804	153	2	0	0	0	0	155
19th	Lake	0	1,450	0	1,450	265	0	142	0	9	5	421	85	0	37	0	1	1	124
	McHenry	275	400	0	675	122	1	55	0	4	5	187	33	0	10	0	0	5	48
19th Circuit Total		275	1,850	0	2,125	387	1	197	0	13	10	608	118	0	47	0	1	6	172
20th	Monroe	51	0	0	51	48	0	3	0	0	0	51	0	0	0	0	0	0	0
	Perry	11	0	0	11	10	0	1	0	0	0	11	2	0	0	0	0	0	2
	Randolph	56	0	0	56	44	0	9	0	3	0	56	2	0	0	0	0	0	2
	St. Clair	623	0	0	623	452	2	139	0	11	19	623	0	0	0	0	0	0	0
	Washington	10	0	0	10	4	0	2	0	4	0	10	0	0	0	0	0	0	0
20th Circuit Total		751	0	0	751	558	2	154	0	18	19	751	4	0	0	0	0	0	4
21st	Iroquois	35	0	42	77	35	0	0	0	0	0	35	10	0	0	0	0	0	10
	Kankakee	0	641	0	641	177	10	59	0	2	0	248	46	7	14	0	2	0	69
21st Circuit Total		35	641	42	718	212	10	59	0	2	0	283	56	7	14	0	2	0	79
Downstate		6,717	11,928	3,116	21,761	7,200	141	1,946	81	255	175	9,798	2,133	30	208	1	14	45	2,431
Cook Juvenile		0	26,512	0	26,512	18,305	41	6,522	0	0	0	24,868	n/a	n/a	n/a	n/a	n/a	n/a	n/a
Cook County Total		0	26,512	0	26,512	18,305	41	6,522	0	0	0	24,868	n/a	n/a	n/a	n/a	n/a	n/a	n/a
State Total		6,717	38,440	3,116	48,273	25,505	182	8,468	81	255	175	34,666	2,133	30	208	1	14	45	2,431



**1990 Annual Juvenile Referrals, Petitions, Adjudications and Transfers Report**  
**January 1, 1990 - December 31, 1990**

Circuit	County	C. Adjudications							III. Criminal Prosecution			
		Delin-	MRAI	Neglect/	Addic-	Depen-	Truancy	Total	Number of Hearings	Motions	Number of Automatic	Total Number of
		quency		Abuse	tion	ency			On Motion to Permit	to Permit	Prosecutions	Criminal
									[Sec. 805-4 (3)]	Granted	[Sec. 805-4 (6), (7)]	Prosecutions
1st	Alexander	6	0	7	0	0	0	13	0	0	0	0
	Jackson	9	0	2	0	0	0	11	1	1	0	1
	Johnson	0	0	8	0	0	0	8	0	0	0	0
	Massac	21	0	22	0	0	0	43	0	0	0	0
	Pope	0	0	2	0	0	0	2	0	0	0	0
	Pulaski	0	0	0	0	0	0	0	0	0	0	0
	Saline	35	0	5	0	0	0	40	0	0	0	0
	Union	6	2	2	0	2	0	12	0	0	0	0
	Williamson	7	3	12	0	6	0	28	0	0	0	0
1st Circuit Total		84	5	60	0	8	0	157	1	1	0	1
2nd	Crawford	12	0	0	0	0	0	12	0	0	0	0
	Edwards	8	0	0	0	0	0	8	0	0	0	0
	Franklin	7	2	3	0	0	0	12	0	0	0	0
	Gallatin	0	0	2	0	1	0	3	0	0	0	0
	Hamilton	2	0	2	0	0	0	4	0	0	0	0
	Hardin	1	0	0	0	0	0	1	0	0	0	0
	Jefferson	33	0	0	0	0	0	33	3	0	0	0
	Lawrence	7	2	0	0	5	1	15	0	0	0	0
	Richland	20	0	0	0	0	0	20	0	0	0	0
	Wabash	12	0	1	0	0	0	13	0	0	0	0
	Wayne	7	0	0	0	0	0	7	0	0	0	0
	White	10	0	2	0	0	0	12	0	0	0	0
2nd Circuit Total		119	4	10	0	6	1	140	3	0	0	0
3rd	Bond	5	0	4	0	3	0	12	0	0	0	0
	Madison	89	1	90	0	17	0	197	2	2	7	9
3rd Circuit Total		94	1	94	0	20	0	209	2	2	7	9
4th	Christian	66	0	21	0	8	0	95	0	0	0	0
	Clay	5	0	0	0	0	0	5	0	0	0	0
	Clinton	10	1	2	0	0	0	13	1	1	0	1
	Effingham	24	0	3	0	1	0	28	0	0	0	0
	Fayette	13	0	3	0	0	0	16	0	0	0	0
	Jasper	21	0	0	0	0	0	21	0	0	0	0
	Marion	51	0	17	0	4	0	72	0	0	0	0
	Montgomery	16	1	8	0	2	0	27	0	0	0	0
	Shelby	14	0	8	0	0	0	22	0	0	0	0
4th Circuit Total		220	2	62	0	15	0	299	1	1	0	1
5th	Clark	3	3	0	0	3	0	9	1	1	1	2
	Coles	0	0	0	0	0	0	0	0	0	0	0
	Cumberland	0	0	0	0	0	0	0	0	0	0	0
	Edgar	10	0	5	0	0	0	15	1	1	0	1
	Vermilion	32	0	n/a	0	0	0	32	1	1	1	2
5th Circuit Total		45	3	5	0	3	0	56	3	3	2	5

**1990 Annual Juvenile Referrals, Petitions, Adjudications and Transfers Report**  
**January 1, 1990 - December 31, 1990**

Circuit	County	C. Adjudications							III. Criminal Prosecution			
		Delin- quency	MRAI	Neglect/ Abuse	Addi- tion	Depen- dency	Truancy	Total	Number of Hearings On Motion to Permit [Sec. 805-4 (3)]	Motions to Permit Granted	Number of Automatic Prosecutions [Sec. 805-4 (6), (7)]	Total Number of Criminal Prosecutions
6th	Champaign	106	0	n/a	0	0	0	106	3	3	0	3
	DeWitt	21	0	5	0	0	1	27	0	0	0	0
	Douglas	4	0	14	0	1	0	19	0	0	0	0
	Macon	125	0	n/a	0	n/a	n/a	125	2	1	1	2
	Moultrie	10	0	3	0	0	0	13	0	0	0	0
	Piatt	7	0	0	0	0	0	7	2	2	0	2
6th Circuit Total		273	0	22	0	1	1	297	7	6	1	7
7th	Greene	0	0	10	0	0	0	10	0	0	0	0
	Jersey	7	0	11	0	4	0	22	0	0	0	0
	Macoupin	19	3	6	0	1	0	29	n/a	n/a	n/a	n/a
	Morgan	25	7	8	0	0	4	44	0	0	0	0
	Sangamon	123	2	0	0	0	0	125	0	0	2	2
	Scott	0	0	0	0	0	0	0	0	0	0	0
7th Circuit Total		174	12	35	0	5	4	230	0	0	2	2
8th	Adams	16	1	14	0	2	0	33	0	0	0	0
	Brown	5	0	0	0	0	0	5	0	0	0	0
	Calhoun	2	0	0	0	0	0	2	0	0	0	0
	Cass	12	0	2	0	0	1	15	0	0	0	0
	Mason	10	0	18	0	0	0	28	0	0	0	0
	Menard	28	0	0	0	0	0	28	0	0	0	0
	Pike	11	0	10	0	0	0	21	0	0	0	0
	Schuyler	18	0	0	0	0	0	18	0	0	0	0
8th Circuit Total		102	1	44	0	2	1	150	0	0	0	0
9th	Fulton	8	1	12	0	1	1	23	0	0	0	0
	Hancock	13	0	0	0	0	0	13	1	1	0	1
	Henderson	3	0	1	0	0	0	4	0	0	0	0
	Knox	48	0	15	0	1	0	64	0	1	0	1
	McDonough	13	0	4	0	1	0	18	0	0	0	0
	Warren	29	0	17	0	3	0	49	0	0	0	0
9th Circuit Total		114	1	49	0	6	1	171	1	2	0	2
10th	Marshall	7	0	0	0	0	0	7	0	0	0	0
	Peoria	n/a	n/a	n/a	n/a	n/a	n/a	n/a	n/a	n/a	n/a	n/a
	Putnam	4	0	0	0	0	0	4	0	0	0	0
	Stark	8	0	0	0	0	0	8	0	0	0	0
	Tazewell	28	0	0	0	0	0	28	0	0	1	1
10th Circuit Total		47	0	0	0	0	0	47	0	0	1	1
11th	Ford	10	0	0	0	0	0	10	1	1	0	1
	Livingston	52	5	17	0	2	1	77	1	1	0	1
	Logan	9	0	8	0	3	0	20	0	0	1	1
	McLean	61	2	0	0	0	0	63	1	0	1	1
	Woodford	25	0	10	0	2	0	37	0	0	0	0
11th Circuit Total		157	7	35	0	7	1	207	3	2	2	4



**1990 Annual Juvenile Referrals, Petitions, Adjudications and Transfers Report**  
**January 1, 1990 - December 31, 1990**

Circuit	County	C. Adjudications							III. Criminal Prosecution			
		Delin-	MRAI	Neglect/	Addi-	Depen-	Truancy	Total	Number of Hearings	Motions	Number of Automatic	Total Number of
		quency		Abuse	tion	ency			On Motion to Permit	to Permit	Prosecutions	Criminal
									[Sec. 805-4 (3)]	Granted	[Sec. 805-4 (6), (7)]	Prosecutions
12th	Will	223	0	100	0	15	0	338	4	4	5	9
12th Circuit Total		223	0	100	0	15	0	338	4	4	5	9
13th	Bureau	44	0	0	0	0	0	44	0	0	0	0
	Grundy	28	0	0	0	0	0	28	0	0	0	0
	LaSalle	63	0	0	0	0	0	63	0	0	0	0
13th Circuit Total		135	0	0	0	0	0	135	0	0	0	0
14th	Henry	13	0	11	0	5	0	29	1	0	1	1
	Mercer	4	0	2	0	0	0	6	0	0	0	0
	Rock Island	45	0	53	0	7	0	105	0	0	0	0
	Whiteside	58	0	0	0	0	0	58	2	1	0	1
14th Circuit Total		120	0	66	0	12	0	198	3	1	1	2
15th	Carroll	10	0	5	0	0	0	15	0	0	0	0
	Jo Daviess	1	0	2	0	1	0	4	0	0	0	0
	Lee	17	0	12	0	0	0	29	0	0	0	0
	Ogle	35	2	10	0	0	1	48	2	2	0	2
	Stephenson	30	0	35	0	1	3	69	0	0	0	0
15th Circuit Total		93	2	64	0	2	4	165	2	2	0	2
16th	DeKalb	27	0	0	0	0	0	27	0	0	1	1
	Kane	208	3	0	0	0	0	211	3	0	12	12
	Kendall	5	1	0	0	0	0	6	0	0	0	0
16th Circuit Total		240	4	0	0	0	0	244	3	0	13	13
17th	Boone	24	0	0	0	0	0	24	1	0	0	0
	Winnebago	0	0	0	0	0	0	0	0	0	0	0
17th Circuit Total		24	0	0	0	0	0	24	1	0	0	0
18th	DuPage	106	2	0	0	0	0	108	0	0	0	0
18th Circuit Total		106	2	0	0	0	0	108	0	0	0	0
19th	Lake	177	0	86	0	17	5	285	0	0	5	5
	McHenry	68	1	20	0	2	0	91	0	0	1	1
19th Circuit Total		245	1	106	0	19	5	376	0	0	6	6
20th	Monroe	31	1	0	2	0	0	34	0	0	0	0
	Perry	4	0	0	0	0	0	4	0	0	0	0
	Randolph	46	0	12	0	4	0	62	0	0	2	2
	St. Clair	262	0	10	0	0	3	275	0	0	2	2
	Washington	4	0	0	0	0	0	4	0	0	0	0
20th Circuit Total		347	1	22	2	4	3	379	0	0	4	4
21st	Iroquois	25	0	0	0	0	0	25	0	0	0	0
	Kankakee	101	0	31	0	0	0	132	1	0	2	2
21st Circuit Total		126	0	31	0	0	0	157	1	0	2	2
Downstate		3,088	46	805	2	125	21	4,087	35	24	46	70
Cook Juvenile		4,314	190	3,905	0	853	0	9,262	30	13	463	476
Cook County Total		4,314	190	3,905	0	853	0	9,262	30	13	463	476
State Total		7,402	236	4,710	2	978	21	13,349	65	37	509	546

**1990 Annual Juvenile State Commitment And Detention Report**  
**January 1, 1990 - December 31, 1990**

Circuit	Court	I. State Commitments/Admissions				II. Placements from Caseloads					III. Secure Detentions — Juveniles held:			
		Ordered Admitted DMH/DD	Commit To DCFS	Commit. to DOC	Total	Foster Home	Group Home	Private Instit.	With Relative	Total	Pending Disposit.	Per Court Disposit.	Total of Juveniles Held	Total Detention Days
1st	Alexander	1	5	0	6	5	1	0	1	7	2	3	5	123
	Jackson	0	2	1	3	1	2	1	2	6	15	4	19	582
	Johnson	0	15	0	15	15	0	0	0	15	0	0	0	0
	Massac	0	0	2	2	0	0	0	0	0	4	1	5	100
	Pope	0	2	0	2	2	0	0	0	2	0	0	0	0
	Pulaski	0	0	0	0	0	0	0	0	0	0	0	0	0
	Saline	0	0	4	4	4	2	6	6	18	27	0	27	399
	Union	0	0	1	1	0	0	0	0	0	11	0	11	n/a
	Williamson	0	17	0	17	0	0	0	0	0	9	0	9	109
1st Circuit Total		1	41	8	50	27	5	7	9	48	68	8	76	1,313
2nd	Crawford	0	1	5	6	0	2	0	1	3	16	0	16	115
	Edwards	0	1	0	1	0	1	0	0	1	2	1	3	91
	Franklin	0	8	0	8	3	1	0	0	4	15	2	17	106
	Gallatin	0	0	0	0	0	0	0	0	0	0	0	0	0
	Hamilton	0	0	1	1	0	0	0	0	0	0	0	0	0
	Hardin	0	0	0	0	0	0	0	0	0	0	0	0	0
	Jefferson	0	6	2	8	0	5	0	0	5	22	2	24	225
	Lawrence	0	0	0	0	0	0	0	0	0	2	1	3	113
	Richland	0	0	2	2	1	1	0	0	2	8	0	8	72
	Wabash	0	0	0	0	0	0	0	0	0	0	0	0	0
	Wayne	0	0	2	2	0	0	0	2	2	4	0	4	15
	White	0	2	0	2	0	0	0	12	12	2	0	2	29
2nd Circuit Total		0	18	12	30	4	10	0	15	29	71	6	77	766
3rd	Bond	0	5	2	7	0	0	0	0	0	0	0	0	0
	Madison	0	0	13	13	0	0	0	0	0	276	53	329	4,990
3rd Circuit Total		0	5	15	20	0	0	0	0	0	276	53	329	4,990
4th	Christian	0	24	4	28	11	0	5	8	24	3	8	11	134
	Clay	0	0	2	2	0	0	0	0	0	1	0	1	15
	Clinton	0	2	0	2	1	1	0	0	2	6	1	7	257
	Effingham	0	0	1	1	0	0	0	0	0	13	0	13	173
	Fayette	0	1	1	2	1	0	0	0	1	4	7	11	193
	Jasper	0	0	0	0	1	0	0	1	2	0	0	0	0
	Marion	0	3	3	6	2	2	0	0	4	25	5	30	570
	Montgomery	0	0	0	0	0	3	0	1	4	6	3	9	54
	Shelby	1	2	8	11	1	1	0	0	2	2	1	3	32
4th Circuit Total		1	32	19	52	17	7	5	10	39	60	25	85	1,428
5th	Clark	0	0	2	2	0	0	0	0	0	0	0	0	0
	Coles	0	0	2	2	0	0	0	0	0	5	7	12	99
	Cumberland	0	0	0	0	0	0	0	0	0	0	0	0	0
	Edgar	0	0	1	1	0	0	0	0	0	4	1	5	184
	Vermilion	0	0	6	6	0	7	2	4	13	52	5	57	741
5th Circuit Total		0	0	11	11	0	7	2	4	13	61	13	74	1,024
6th	Champaign	0	11	34	45	0	0	0	0	0	101	232	333	1,916
	DeWitt	0	5	2	7	1	1	2	0	4	10	4	14	163
	Douglas	0	0	0	0	0	0	0	1	1	4	1	5	22
	Macon	0	11	32	43	3	9	15	14	41	271	151	412	4,100
	Moultrie	4	0	1	5	0	0	0	0	0	0	5	5	26
	Piatt	0	0	1	1	0	1	0	0	1	11	0	11	81
6th Circuit Total		4	27	70	101	4	11	17	15	47	397	393	780	6,308



**1990 Annual Juvenile State Commitment And Detention Report**  
**January 1, 1990 - December 31, 1990**

Circuit	Court	I. State Commitments/Admissions				II. Placements from Caseloads					III. Secure Detentions — Juveniles held:			
		Ordered Admitted DMH/DD	Commit To DCFS	Commit. to DOC	Total	Foster Home	Group Home	Private Instit.	With Relative	Total	Pending Disposit.	Per Court Disposit.	Total of Juveniles Held	Total Detention Days
7th	Greene	0	10	0	10	3	0	0	7	10	0	0	0	0
	Jersey	3	13	1	17	3	1	0	6	10	3	3	6	18
	Macoupin	n/a	1	6	7	1	2	n/a	3	6	20	17	37	563
	Morgan	0	2	1	3	0	0	1	0	1	28	6	34	180
	Sangamon	0	0	43	43	0	0	25	16	41	321	93	414	3,792
	Scott	0	0	0	0	0	0	0	0	0	0	0	0	0
7th Circuit Total		3	26	51	80	7	3	26	32	68	372	119	491	4,553
8th	Adams	0	0	6	6	19	0	2	1	22	91	27	118	1,977
	Brown	0	2	0	2	1	1	0	0	2	1	0	1	5
	Calhoun	0	1	2	3	0	0	0	0	0	3	0	3	14
	Cass	0	2	0	2	0	0	0	0	0	5	0	5	30
	Mason	0	2	1	3	3	1	0	1	5	8	0	8	70
	Menard	0	1	3	4	0	1	0	0	1	3	0	3	67
	Pike	1	17	2	20	8	0	0	30	38	5	5	10	40
	Schuyler	0	1	0	1	0	1	0	0	1	0	1	1	5
8th Circuit Total		1	26	14	41	31	4	2	32	69	116	33	149	2,208
9th	Fulton	0	2	1	3	1	1	3	0	5	14	3	17	741
	Hancock	0	1	0	1	2	2	0	1	5	6	2	8	120
	Henderson	0	7	0	7	7	0	0	3	10	1	0	1	10
	Knox	0	2	3	5	0	21	1	2	24	105	79	184	1,194
	McDonough	0	0	0	0	1	0	3	0	4	9	6	15	250
	Warren	0	11	0	11	0	0	0	5	5	30	2	32	301
9th Circuit Total		0	23	4	27	11	24	7	11	53	165	92	257	2,616
10th	Marshall	0	0	1	1	0	0	2	0	2	5	2	7	136
	Peoria	0	0	25	25	0	11	1	0	12	498	140	638	5,265
	Putnam	0	0	0	0	0	0	0	0	0	0	0	0	0
	Stark	0	1	1	2	1	0	0	0	1	0	0	0	0
	Tazewell	0	3	22	25	1	0	20	1	22	98	5	103	1,266
10th Circuit Total		0	4	49	53	2	11	23	1	37	601	147	748	6,667
11th	Ford	0	0	1	1	0	9	0	0	9	12	1	13	190
	Livingston	0	0	1	1	6	0	5	3	14	12	27	39	330
	Logan	0	3	0	3	1	1	1	1	4	10	3	13	149
	McLean	0	1	16	17	3	3	8	3	17	42	16	58	611
	Woodford	0	0	1	1	2	1	3	0	6	8	0	8	30
11th Circuit Total		0	4	19	23	12	14	17	7	50	84	47	131	1,310
12th	Will	0	115	21	136	0	0	0	25	25	244	13	257	4,090
12th Circuit Total		0	115	21	136	0	0	0	25	25	244	13	257	4,090
13th	Bureau	0	0	11	11	0	0	0	0	0	18	12	30	302
	Grundy	0	0	0	0	0	0	1	0	1	12	2	14	150
	LaSalle	2	1	6	9	1	1	9	0	11	75	97	172	4,365
13th Circuit Total		2	1	17	20	1	1	10	0	12	105	111	216	4,817
14th	Henry	1	1	2	4	1	3	0	1	5	25	5	30	227
	Mercer	1	0	1	2	2	2	1	5	10	6	0	6	120
	Rock Island	0	0	17	17	40	0	22	13	75	136	25	161	1,365
	Whiteside	0	0	4	4	0	2	4	0	6	51	69	120	1,180
14th Circuit Total		2	1	24	27	43	7	27	19	96	218	99	317	2,892

**1990 Annual Juvenile State Commitment And Detention Report**  
**January 1, 1990 - December 31, 1990**

Circuit	Court	I. State Commitments/Admissions				II. Placements from Caseloads					III. Secure Detentions — Juveniles held:			
		Ordered Admitted DMH/DD	Commit To DCFS	Commit. to DOC	Total	Foster Home	Group Home	Private Instit.	With Relative	Total	Pending Disposit.	Per Court Disposit.	Total of Juveniles Held	Total Detention Days
15th	Carroll	0	5	6	11	0	0	0	0	0	1	1	2	40
	Jo Daviess	0	0	0	0	0	0	0	0	0	1	0	1	3
	Lee	0	13	2	15	1	6	10	3	20	25	7	32	286
	Ogle	0	12	8	20	0	21	0	1	22	20	2	22	138
	Stephenson	0	31	10	41	2	4	9	0	15	4	14	18	330
15th Circuit Total		0	61	26	87	3	31	19	4	57	51	24	75	797
16th	DeKalb	0	0	4	4	2	2	2	1	7	20	8	28	302
	Kane	0	0	34	34	7	0	26	0	33	347	113	460	7,125
	Kendall	0	2	0	2	2	2	0	2	6	5	6	11	77
16th Circuit Total		0	2	38	40	11	4	28	3	46	372	127	499	7,504
17th	Boone	2	0	6	8	1	1	12	8	22	37	9	46	514
	Winnebago	0	0	19	19	54	0	110	20	184	746	220	966	12,270
17th Circuit Total		2	0	25	27	55	1	122	28	206	783	229	1,012	12,784
18th	DuPage	0	2	19	21	5	4	25	1	35	450	134	584	10,156
18th Circuit Total		0	2	19	21	5	4	25	1	35	450	134	584	10,156
19th	Lake	0	0	29	29	0	1	83	13	97	223	103	326	5,410
	McHenry	0	1	5	6	1	1	19	3	24	17	22	39	495
19th Circuit Total		0	1	34	35	1	2	102	16	121	240	125	365	5,905
20th	Monroe	2	1	1	4	0	1	1	0	2	3	0	3	57
	Perry	5	2	2	9	0	0	0	0	0	11	3	14	270
	Randolph	0	0	0	0	0	0	0	0	0	0	0	0	0
	St. Clair	18	3	18	39	6	0	9	51	66	546	176	722	10,672
	Washington	1	1	0	2	1	0	0	0	1	5	0	5	104
20th Circuit Total		26	7	21	54	7	1	10	51	69	565	179	744	11,103
21st	Iroquois	2	0	14	16	0	0	8	3	11	12	0	12	64
	Kankakee	0	1	11	12	0	0	0	0	0	25	0	25	376
21st Circuit Total		2	1	25	28	0	0	8	3	11	37	0	37	440
Downstate		44	397	522	963	241	147	457	286	1,131	5,336	1,977	7,203	93,671
Cook Juvenile		0	552	631	1,183	0	0	5	0	5	n/a	n/a	n/a	n/a
Cook County Total		0	552	631	1,183	0	0	5	0	5	n/a	n/a	n/a	n/a
State Total		44	949	1,153	2,146	241	147	462	286	1,136	5,336	1,977	7,203	93,671





# **X**

## **APPENDICES**





# APPENDIX A

## CONSTITUTION OF 1970

### ARTICLE VI — THE JUDICIARY

#### Section 1. Courts

The judicial power is vested in a Supreme Court, an Appellate Court and Circuit Courts.

#### Section 2. Judicial Districts

The State is divided into five Judicial Districts for the selection of Supreme and Appellate Court Judges. The First Judicial District consists of Cook County. The remainder of the State shall be divided by law into four Judicial Districts of substantially equal population, each of which shall be compact and composed of contiguous counties.

#### Section 3. Supreme Court — Organization

The Supreme Court shall consist of seven Judges. Three shall be selected from the First Judicial District and one from each of the other Judicial Districts. Four Judges constitute a quorum and the concurrence of four is necessary for a decision. Supreme Court Judges shall select a Chief Justice from their number to serve for a term of three years.

#### Section 4. Supreme Court — Jurisdiction

(a) The Supreme Court may exercise original jurisdiction in cases relating to revenue, mandamus, prohibition or habeas corpus and as may be necessary to the complete determination of any case on review.

(b) Appeals from judgments of Circuit Courts imposing a sentence of death shall be directed to the Supreme Court as a matter of right. The Supreme Court shall provide by rule for direct appeal in other cases.

(c) Appeals from the Appellate Court to the Supreme Court are a matter of right if a question under the Constitution of the United States or of this State arises for the first time in and as a result of the action of the Appellate Court, or if a division of the Appellate Court certifies that a case decided by it involves a question of such importance that the case should be decided by the Supreme Court. The Supreme Court may provide by rule for appeals from the Appellate Court in other cases.

#### Section 5. Appellate Court — Organization

The number of Appellate Judges to be selected from each Judicial District shall be provided by law. The Supreme Court shall prescribe by rule the number of Appellate divisions in

each Judicial District. Each Appellate division shall have at least three judges. Assignments to divisions shall be made by the Supreme Court. A majority of a division constitutes a quorum and the concurrence of a majority of the division is necessary for a decision. There shall be at least one division in each Judicial District and each division shall sit at times and places prescribed by rules of the Supreme Court.

#### Section 6. Appellate Court — Jurisdiction

Appeals from final judgments of a Circuit Court are a matter of right to the Appellate Court in the Judicial District in which the Circuit Court is located except in cases appealable directly to the Supreme Court and except that after a trial on the merits in a criminal case, there shall be no appeal from a judgment of acquittal. The Supreme Court may provide by rule for appeals to the Appellate Court from other than final judgments of Circuit Courts. The Appellate Court may exercise original jurisdiction when necessary to the complete determination of any case on review. The Appellate Court shall have such powers of direct review of administrative action as provided by law.

#### Section 7. Judicial Circuits

(a) The State shall be divided into Judicial Circuits consisting of one or more counties. The First Judicial District shall constitute a Judicial Circuit. The Judicial Circuits within the other Judicial Districts shall be as provided by law. Circuits composed of more than one county shall be compact and of contiguous counties. The General Assembly by law may provide for the division of a circuit for the purpose of selection of Circuit Judges and for the selection of Circuit Judges from the circuit at large.

(b) Each Judicial Circuit shall have one Circuit Court with such number of Circuit Judges as provided by law. Unless otherwise provided by law, there shall be at least one Circuit Judge from each county. In the First Judicial District, unless otherwise provided by law, Cook County, Chicago, and the area outside of Chicago shall be separate units for the selection of Circuit Judges, with at least twelve chosen at large from the area outside Chicago and at least thirty-six chosen at large from Chicago.

(c) Circuit Judges in each circuit shall select by secret ballot a Chief Judge from their number to serve at their pleasure. Subject to the authority of the Supreme Court, the Chief Judge



shall have general administrative authority over his court, including authority to provide for divisions, general or specialized, and for appropriate times and places of holding court.

### **Section 8. Associate Judges**

Each Circuit Court shall have such number of Associate Judges as provided by law. Associate Judges shall be appointed by the Circuit Judges in each circuit as the Supreme Court shall provide by rule. In the First Judicial District, unless otherwise provided by law, at least one-fourth of the Associate Judges shall be appointed from, and reside, outside Chicago. The Supreme Court shall provide by rule for matters to be assigned to Associate Judges.

### **Section 9. Circuit Courts — Jurisdiction**

Circuit Courts shall have original jurisdiction of all justiciable matters except when the Supreme Court has original and exclusive jurisdiction relating to redistricting of the General Assembly and to the ability of the Governor to serve or resume office. Circuit Courts shall have such power to review administrative action as provided by law.

### **Section 10. Terms of Office**

The terms of office of Supreme and Appellate Court Judges shall be ten years; of Circuit Judges, six years; and of Associate Judges, four years.

### **Section 11. Eligibility for Office**

No person shall be eligible to be a Judge or Associate Judge unless he is a United States citizen, a licensed attorney-at-law of this State, and a resident of the unit which selects him. No change in the boundaries of a unit shall affect the tenure in office of a Judge or Associate Judge incumbent at the time of such change.

### **Section 12. Election and Retention**

(a) Supreme, Appellate and Circuit Judges shall be nominated at primary elections or by petition. Judges shall be elected at general or judicial elections as the General Assembly shall provide by law. A person eligible for the office of Judge may cause his name to appear on the ballot as a candidate for Judge at the primary and at the general or judicial elections by submitting petitions. The General Assembly shall prescribe by law the requirements for petitions.

(b) The office of a Judge shall be vacant upon his death, resignation, retirement, removal, or upon the conclusion of his term without retention in office. Whenever an additional Appellate or Circuit Judge is authorized by law, the office

shall be filled in the manner provided for filling a vacancy in that office.

(c) A vacancy occurring in the office of Supreme, Appellate or Circuit Judge shall be filled as the General Assembly may provide by law. In the absence of a law, vacancies may be filled by appointment by the Supreme Court. A person appointed to fill a vacancy 60 or more days prior to the next primary election to nominate Judges shall serve until the vacancy is filled for a term at the next general or judicial election. A person appointed to fill a vacancy less than 60 days prior to the next primary election to nominate Judges shall serve until the vacancy is filled at the second general or judicial election following such appointment.

(d) Not less than six months before the general election preceding the expiration of his term of office, a Supreme, Appellate or Circuit Judge who has been elected to that office may file in the office of the Secretary of State a declaration of candidacy to succeed himself. The Secretary of State, not less than 63 days before the election, shall certify the Judge's candidacy to the proper election officials. The names of Judges seeking retention shall be submitted to the electors, separately and without party designation, on the sole question whether each Judge shall be retained in office for another term. The retention elections shall be conducted at general elections in the appropriate Judicial District, for Supreme and Appellate Judges, and in the circuit for Circuit Judges. The affirmative vote of three-fifths of the electors voting on the question shall elect the Judge to the office for a term commencing on the first Monday in December following his election.

(e) A law reducing the number of Appellate or Circuit Judges shall be without prejudice to the right of the Judges affected to seek retention in office. A reduction shall become effective when a vacancy occurs in the affected unit.

### **Section 13. Prohibited Activities**

(a) The Supreme Court shall adopt rules of conduct for Judges and Associate Judges.

(b) Judges and Associate Judges shall devote full time to judicial duties. They shall not practice law, hold a position of profit, hold office under the United States or this State or unit of local government or school district or in a political party. Service in the State militia or armed forces of the United States for periods of time permitted by rule of the Supreme Court shall not disqualify a person from serving as a Judge or Associate Judge.

### **Section 14. Judicial Salaries And Expenses — Fee Officers Eliminated**

Judges shall receive salaries provided by law which shall not be diminished to take effect during their terms of office. All salaries and such expenses as may be provided by law shall be paid by the State, except that Appellate, Circuit and



Associate Judges shall receive such additional compensation from counties within their district or circuit as may be provided by law. There shall be no fee officers in the judicial system.

### **Section 15. Retirement — Discipline**

(a) The General Assembly may provide by law for the retirement of Judges and Associate Judges at a prescribed age. Any retired Judge or Associate Judge, with his consent, may be assigned by the Supreme Court to judicial service for which he shall receive the applicable compensation in lieu of retirement benefits. A retired Associate Judge may be assigned only as an Associate Judge.

(b) A Judicial Inquiry Board is created. The Supreme Court shall select two Circuit Judges as members and the Governor shall appoint four persons who are not lawyers and three lawyers as members of the Board. No more than two of the lawyers and two of the non-lawyers appointed by the Governor shall be members of the same political party. The terms of Board members shall be four years. A vacancy on the Board shall be filled for a full term in the manner the original appointment was made. No member may serve on the Board more than eight years.

(c) The Board shall be convened permanently, with authority to conduct investigations, receive or initiate complaints concerning a Judge or Associate Judge and file complaints with the Courts Commission. The Board shall not file a complaint unless five members believe that a reasonable basis exists (1) to charge the Judge or Associate Judge with willful misconduct in office, persistent failure to perform his duties, or other conduct that is prejudicial to the administration of justice or that brings the judicial office into disrepute, or (2) to charge that the Judge or Associate Judge is physically or mentally unable to perform his duties. All proceedings of the Board shall be confidential except the filing of a complaint with the Courts Commission. The Board shall prosecute the complaint.

(d) The Board shall adopt rules governing its procedures. It shall have subpoena power and authority to appoint and direct its staff. Members of the Board who are not Judges shall receive per diem compensation and necessary expenses; members who are Judges shall receive necessary expenses only. The General Assembly by law shall appropriate funds for the operation of the Board.

(e) A Courts Commission is created consisting of one Supreme Court Judge selected by that Court, who shall be its chairman, two Appellate Court Judges selected by that Court, and two Circuit Judges selected by the Supreme Court. The Commission shall be convened permanently to hear complaints filed by the Judicial Inquiry Board. The Commission shall have authority after notice and public hearing, (1) to remove from office, suspend without pay, censure or reprimand a Judge or Associate Judge for willful misconduct in office, persistent failure to perform his duties, or other con-

duct that is prejudicial to the administration of justice or that brings the judicial office into disrepute, or (2) to suspend, with or without pay, or retire a Judge or Associate Judge who is physically or mentally unable to perform his duties.

(f) The concurrence of three members of the Commission shall be necessary for a decision. The decision of the Commission shall be final.

(g) The Commission shall adopt rules governing its procedures and shall have power to issue subpoenas. The General Assembly shall provide by law for the expenses of the Commission.

### **Section 16. Administration**

General administrative and supervisory authority over all courts is vested in the Supreme Court and shall be exercised by the Chief Justice in accordance with its rules. The Supreme Court shall appoint an administrative director and staff, who shall serve at its pleasure, to assist the Chief Justice in his duties. The Supreme Court may assign a Judge temporarily to any court and an Associate Judge to serve as an Associate Judge on any Circuit Court. The Supreme Court shall provide by rule for expeditious and inexpensive appeals.

### **Section 17. Judicial Conference**

The Supreme Court shall provide by rule for an annual judicial conference to consider the work of the courts and to suggest improvements in the administration of justice and shall report thereon annually in writing to the General Assembly not later than January 31.

### **Section 18. Clerks of Courts**

(a) The Supreme Court and the Appellate Court Judges of each Judicial District, respectively, shall appoint a clerk and other nonjudicial officers for their Court or District.

(b) The General Assembly shall provide by law for the election, or for the appointment by Circuit Judges, of clerks and other nonjudicial officers of the Circuit Courts and for their terms of office and removal for cause.

(c) The salaries of clerks and other nonjudicial officers shall be as provided by law.

### **Section 19. State's Attorneys — Selection, Salary**

A State's Attorney shall be elected in each county in 1972 and every fourth year thereafter for a four year term. One State's Attorney may be elected to serve two or more counties if the governing boards of such counties so provide and a majority of the electors of each county voting on the issue approve. A person shall not be eligible for the office of State's Attorney unless he is a United States citizen and a licensed attorney-at-law of this State. His salary shall be provided by law.



# APPENDIX B

## ADMINISTRATIVE OFFICE OF THE ILLINOIS COURTS

### Historical Development

The predecessor of the present Administrative Office of the Illinois Courts was a statutory entity created by the General Assembly in 1959 and was known as the Court Administrator's Office. The office was chiefly concerned with studying caseloads to determine the needs of individual courts for assistance and to provide a statistical background for further studies. It was superseded on January 1, 1964, by the Administrative Office of the Illinois Courts which was established by an amendment to the Judicial Article of the 1870 Constitution.

The 1964 Judicial Article directed that the "Supreme Court shall appoint an administrative director and staff, who shall serve at its pleasure, to assist the Chief Justice in his administrative duties." That provision was retained, virtually intact, by Section 16, Article VI of the 1970 Constitution. Thus, the fledgling administrator's office of 1959 was continued and conferred with constitutional dignity in 1964 and 1970. Two Illinois constitutional commentators, Messrs. Braden and Cohn, in analyzing this section have stated that "only five (states) have a constitutional office similar to the administrative director provided by Illinois...", and the authors noted that the constitutional grant of administrative power to the

Supreme Court as exercised by the Chief Justice through the Administrative Director is an excellent "mechanism for a coordinated and efficient administration of the judicial system". Braden and Cohn, *The Illinois Constitution: An Annotated and Comparative Analysis*, on page 333.

During the years that it has been in existence, the Administrative Office has developed and correspondingly it has taken on, and has been assigned by the Supreme Court, greater duties and responsibilities. The growth of the office has been carefully nurtured by a succession of highly qualified and distinguished men: Henry P. Chandler, former administrator of the federal court system; Albert J. Harno, former dean of the University of Illinois College of Law; Hon. John C. Fitzgerald, a retired Circuit Judge and former dean of the School of Law of Loyola University, Chicago; John W. Freels, former general counsel of the Illinois Central Railroad; Roy O. Gulley, former Chief Judge of the Second Judicial Circuit; acting Director William M. Madden; Samuel D. Conti, former Regional Director for the National Center for State Courts; and Joseph F. Cunningham, retired Justice of the Illinois Supreme Court.

Today, the Administrative Office has more than 125 employees who serve the Supreme Court and supervise the activities of all the courts in the State and court-related personnel.

# APPENDIX C

## JUDICIAL SALARY STRUCTURE

Supreme Court Justices — \$93,266

Appellate Court Judges — \$87,780

Circuit Court Judges — \$80,599

Associate Judges — \$75,113

# APPENDIX D

## GENEALOGY OF JUDGES OF THE ILLINOIS SUPREME COURT

